

Office 365 مادختساب نمآلا لوصول نيوكت نسحمل تانايبلا نادقف عنمل

تايوتحمل

[عمدقمل](#)

[قيساسآلا تابلطتمل](#)

[تابلطتمل](#)

[عمدختسمل تانوكمل](#)

[نيوكتل](#)

[Azure ىلع نيوكتل](#)

[نمآلا لوصول نيوكتل](#)

[قحصلا نمققحتل](#)

[قلىص تاذ تامولعم](#)

عمدقمل

"نمآلا لوصول" عزم عم Office 365 ل "تانايبلا نادقف عنم" عزم جم دنتسمل اذه حضوي

قيساسآلا تابلطتمل

- Microsoft رجأتسمل دوجوم Office 365 E3 Subscription
- لماكلتلا عدب لبق [قفاوتلا لخدم](#) يف لالحال ON وه امك قفاوتلا قيقدت نيوكت متي

تابلطتمل

ةيلاتلا عيضاوملاب ةفرعم كيذل نوكت نأب Cisco ي صوت

- Cisco Secure Access
- تاقببطلتلا تاليجستو Microsoft Azure Enterprise تاقببطلت

عمدختسمل تانوكمل

ةيلاتلا ةيدامل تانوكمل او جم اربلا تارادصا ىلا دنتسمل اذه يف ةدراولا تامولعملا دنتست

- Cisco Secure Access
- Microsoft Azure

- Microsoft 365 عم قفاوتللا ةبواب


ةمدختسُملا ةزهجالا عيجمج تَأدب .ةصاخ ةيلمعم ةئيب يف ةدوجوملا ةزهجالا نم دنتسمل اذه يف ةدراوللا تامولعمللا ءاشنإ م ت يأل لمحتحمللا ريثأتلل كمهف نم دكأتف ،ليغشثلا دي ق كتكبش تناك اذا .(يضارتفا) حوسمم نيوكتب دنتسمل اذه يف رمأ

نيوكتللا

Azure ىل ع نيوكتللا


ةليلاللا تاوطخلل اقفو نيوكتلاب مق ، Azure ىل ع قيبتللا نيكمتل

1. **Azure Portal > Enterprise Applications > New Application.** لىلقننا



The screenshot shows the Microsoft Azure portal interface for Enterprise Applications. The top navigation bar includes the Microsoft Azure logo and a search bar. Below the navigation bar, the breadcrumb trail reads 'Home > Enterprise applications'. The main heading is 'Enterprise applications | All applications'. A secondary navigation bar contains several action buttons: '+ New application' (highlighted with a red circle), 'Refresh', 'Download (Export)', 'Preview info', 'Columns', 'Preview features', and 'Got feedback?'. The 'Overview' section is active, displaying a description of applications and a search bar. The search bar contains the text 'Search by application name or object ID'. Below the search bar, there are filters for 'Application type == Enterprise Applications' and 'Application ID starts with'. The results section shows '0 applications found'.

2. **Create your own Application.** قوف رقنا




The screenshot shows the Microsoft Azure portal interface for the Microsoft Entra App Gallery. The top navigation bar includes the Microsoft Azure logo and a search bar. Below the navigation bar, the breadcrumb trail reads 'Home > Enterprise applications | All applications >'. The main heading is 'Browse Microsoft Entra Gallery'. A secondary navigation bar contains two buttons: '+ Create your own application' (highlighted with a red circle) and 'Got feedback?'. Below the navigation bar, there is a description of the Microsoft Entra App Gallery and a search bar. The search bar contains the text 'Search application'. Below the search bar, there are filters for 'Single Sign-on : All', 'User Account Management : All', and 'Categories : All'.

3. **Integrate any other application you don't find in the gallery (Non-Gallery).** هراتخاو هيلع فرعتللا يف بغيرت امسا ددح

Create your own application



 Got feedback?

If you are developing your own application, using Application Proxy, or want to integrate an application that is not in the gallery, you can create your own application here.

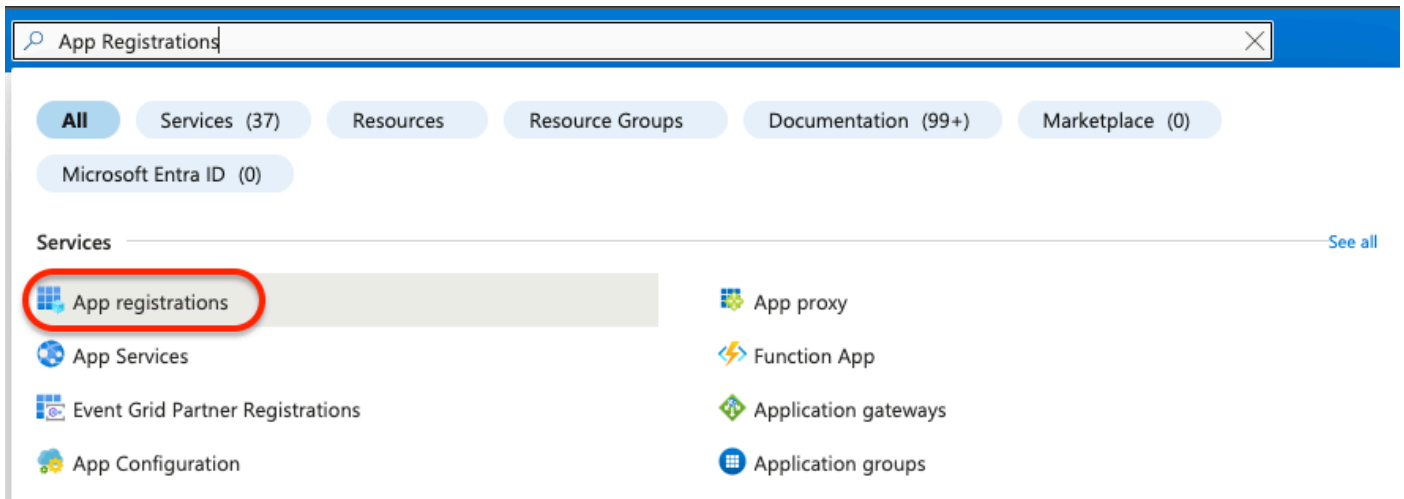
What's the name of your app?

DLP Test Application 

What are you looking to do with your application?

- Configure Application Proxy for secure remote access to an on-premises application
- Register an application to integrate with Microsoft Entra ID (App you're developing)
- Integrate any other application you don't find in the gallery (Non-gallery)

4. **App Registrations** نع شحبلل "Azure شح ب طيرش" مدختسأ، اءانتال درج م ب.



The screenshot shows the Azure portal search results for "App Registrations". The search bar at the top contains "App Registrations". Below the search bar, there are several filter buttons: "All", "Services (37)", "Resources", "Resource Groups", "Documentation (99+)", "Marketplace (0)", and "Microsoft Entra ID (0)". Under the "Services" section, there is a list of services. The "App registrations" service is highlighted with a red circle. Other services listed include "App proxy", "App Services", "Function App", "Event Grid Partner Registrations", "Application gateways", "App Configuration", and "Application groups". A "See all" link is visible at the end of the "Services" section.

5. [ةتلاثل](#) ةوطخال يف هؤاشنا مت يذلا قيبطتال ارتخاو **All Applications** قوف رقنا.

App registrations

+ New registration Endpoints Troubleshooting Refresh Download Preview features Got feedback?

Starting June 30th, 2020 we will no longer add any new features to Azure Active Directory Authentication Library (ADAL) and Azure Active Directory Graph. Library (MSAL) and Microsoft Graph. [Learn more](#)

All applications Owned applications Deleted applications

Start typing a display name or application (client) ID to filter these r... Add filters

1 applications found

Display name ↑↓

DT DLP Test Application

6. رتخاً API Permissions.

The screenshot shows the 'API permissions' page for the 'DLP Test Application'. The left sidebar has 'API permissions' highlighted. The main content area shows a table of permissions with columns for 'Display name', 'Application (client) ID', 'Object ID', 'Directory (tenant) ID', 'Supported account types', 'Client credentials', 'Redirect URIs', 'Application ID URI', and 'Managed application in...'. The 'Application (client) ID', 'Object ID', and 'Directory (tenant) ID' fields are redacted with black bars. A notification banner at the top states: 'Got a second? We would love your feedback on Microsoft identity platform (previously Azure AD for developer). →'. A warning banner at the bottom states: 'Starting June 30th, 2020 we will no longer add any new features to Azure Active Directory Authentication Library (ADAL) and Azure Active Directory Graph. We will continue to provide technical support and security updates will need to be upgraded to Microsoft Authentication Library (MSAL) and Microsoft Graph. [Learn more](#)'.

7. لودجلا ىل ادا ن س ا ة بول ط م ل ا ت ا ن و ذ ا ل ا ر ت خ ا و Add a permission قوف ر ق ن ا .

Microsoft Graph, Office 365 Management APIs و SharePoint. اتاقي بطتة حمر بة هجاو ني وكت بح ي، كذل: نطح الم

Manage

- Branding & properties
- Authentication
- Certificates & secrets
- Token configuration
- API permissions**
- Expose an API
- App roles

Configured permissions


Applications are authorized to call APIs when they are granted permissions by users/admins as part of the consent process. The list of configured permissions should include all the permissions the application needs. [Learn more about permissions and consent](#)

[+ Add a permission](#) ✓ Grant admin consent for Home

API / Permissions name	Type	Description	Admin consent requ...	Status
No permissions added				

To view and manage consented permissions for individual apps, as well as your tenant's consent settings, try [Enterprise applications](#).

API/ Permissions Name	Type	Description	Admin Consent Required
Microsoft Graph			
Directory.AccessAsUser.All	Delegated	Access directory as the signed-in user	Yes
Directory.Read.All	Application	Read directory data	Yes
Files.Read.All	Delegated	Read all files that user can access	No
Files.Read.All	Application	Read files in all site collections	Yes
Sites.Read.All	Delegated	Read items in all site collections	No
User.Read	Delegated	Sign in and read user profile	No
User.Read.All	Application	Read all users' full profiles	Yes
Microsoft 365 Management APIs			
ActivityFeed.Read	Application	Read activity data for the Organization	Yes
SharePoint			
Site.FullControl.All	Application	Full control of all site collections	Yes
User.Read.All	Application	Read user profiles	Yes














Site.FullControl.All نذال Site.FullControl.All رايتخ| نم ال دب :نظحالم

-
- ناباتكلاو قيبطتلا ىل دننسملا نذال رايتخ| ىل اجاتحت ،ببسلا اذهل

Request API permissions



APPLICATION

 Microsoft Graph Take advantage of the tremendous amount of data in Office 365, Enterprise Mobility + Security, and Windows 10. Access Microsoft Entra ID, Excel, Intune, Outlook/Exchange, OneDrive, OneNote, SharePoint, Planner, and more through a single endpoint.		
 Azure Rights Management Services Allow validated users to read and write protected content	 Azure Service Management Programmatic access to much of the functionality available through the Azure portal	 Dynamics CRM Access the capabilities of CRM business software and ERP systems
 Intune Programmatic access to Intune data	 Office 365 Management APIs Retrieve information about user, admin, system, and policy actions and events from Office 365 and Microsoft Entra ID activity logs	 Power Automate Embed flow templates and manage flows
 Power BI Service Programmatic access to Dashboard resources such as Datasets, Tables, and Rows in Power BI	 SharePoint Interact remotely with SharePoint data	 Skype for Business Integrate real-time presence, secure messaging, calling, and conference capabilities
 Yammer Access resources in the Yammer web interface (e.g. messages, users, groups etc.)		

Request API permissions



< All APIs



Office 365 Management APIs

Type

<https://manage.office.com/> [Docs](#)

What type of permissions does your application require?

Delegated permissions

Your application needs to access the API as the signed-in user.

Application permissions

Your application runs as a background service or daemon without a signed-in user.

رجأت سملل قفاوم Grant Admin Consent قوف رقنا، ةبولطلم تانوذال عيمج ةفاضل درجم 8.

Refresh | Got feedback?

Overview

Quickstart

Integration assistant

Manage

Branding & properties

Authentication

Certificates & secrets

Token configuration

API permissions

Expose an API

App roles

Owners

Roles and administrators

Manifest

Support + Troubleshooting

Troubleshooting

New support request

You are editing permission(s) to your application, users will have to consent even if they've already done so previously.

Configured permissions

Applications are authorized to call APIs when they are granted permissions by users/admins as part of the consent process. The list of configured permissions should include all the permissions the application needs. [Learn more about permissions and consent](#)

+ Add a permission Grant admin consent for **ssptorg**

API / Permissions name	Type	Description	Admin consent requ...	Status
Microsoft Graph (7)				
Directory.AccessAsUser.All	Delegated	Access directory as the signed in user	Yes	Not granted for ssptorg
Directory.Read.All	Application	Read directory data	Yes	Not granted for ssptorg
Files.Read.All	Delegated	Read all files that user can access	No	
Files.Read.All	Application	Read files in all site collections	Yes	Not granted for ssptorg
Sites.Read.All	Delegated	Read items in all site collections	No	
User.Read	Delegated	Sign in and read user profile	No	
User.Read.All	Application	Read all users' full profiles	Yes	Not granted for ssptorg
Office 365 Management APIs (1)				
ActivityFeed.Read	Application	Read activity data for your organization	Yes	Not granted for ssptorg
SharePoint (2)				
Sites.FullControl.All	Application	Have full control of all site collections	Yes	Not granted for ssptorg
User.Read.All	Application	Read user profiles	Yes	Not granted for ssptorg

Grant admin consent confirmation.

Do you want to grant consent for the requested permissions for all accounts in ssptorg? This will update any existing admin consent records this application already has to match what is listed below.

- **Granted** كة ئرم ةل اءل ءب صء ءء ان وءال ءنم ءرءب

Configured permissions

Applications are authorized to call APIs when they are granted permissions by users/admins as part of the consent process. The list of configured permissions should include all the permissions the application needs. [Learn more about permissions and consent](#)

+ Add a permission ✓ Grant admin consent for [redacted]

API / Permissions name	Type	Description	Admin consent requ...	Status
Microsoft Graph (7)				
Directory.AccessAsUser.All	Delegated	Access directory as the signed in user	Yes	✓ Granted for [redacted]
Directory.Read.All	Application	Read directory data	Yes	✓ Granted for [redacted]
Files.Read.All	Delegated	Read all files that user can access	No	✓ Granted for [redacted]
Files.Read.All	Application	Read files in all site collections	Yes	✓ Granted for [redacted]
Sites.Read.All	Delegated	Read items in all site collections	No	✓ Granted for [redacted]
User.Read	Delegated	Sign in and read user profile	No	✓ Granted for [redacted]
User.Read.All	Application	Read all users' full profiles	Yes	✓ Granted for [redacted]
Office 365 Management APIs (1)				
ActivityFeed.Read	Application	Read activity data for your organization	Yes	✓ Granted for [redacted]
SharePoint (2)				
Sites.FullControl.All	Application	Have full control of all site collections	Yes	✓ Granted for [redacted]
User.Read.All	Application	Read user profiles	Yes	✓ Granted for [redacted]

نمى Secure Access على نيوكتلا ةعبام كننكمى، Azure، على نيوكتلا لامتكادع نآلا

نمى لوصولا فى نيوكتلا

ةةلالا تاوطخلل اقفو نيوكتلاب مق، لامكتلا نيكمتل

- Admin > Authentication. على لقتنا
- Microsoft 365 قوف رونا Platforms تحت
- Microsoft 365 فضاؤى عرفال مسقلا DLP فى Authorize New Tenant رونا
- مة، ةةساسألا تابللم اءافىتسا نم ققحتلل راىتخال اناخ دح، راوحلا بربم Microsoft 365 Authorization فى Next قوف رونا
- Next قوف رونا مة، كب صاخلا رجأتملل مسا رىفوتب مق
- Microsoft 365 على لوخدلا لىجست ةحفص على هىجوتلا ةءاعلا Next رونا
- ةءاعلا دنع، كلذ دعب لوصولا حنم لوؤسملا دامتعا اناىب مادختساب Microsoft 365 على لوخدلا لىجستب مق لامكتلا حاجن على رىشت ةلاسركىدل نوكة نأ بجة، "نمألا لوصولا" على كهىجوت
- لامكإلل Done رونا

ةحصلا نم ققحتلا

نمألا لوصولا تامولعم ةحول على لقتنا، لامكتلا حاجن نم ققحتلل

- Admin > Authentication > Microsoft 365 قوف رقنا

Authorized. كتلاح نوكت نا بجيف حيحص لكش ب عيش لك ةئيهت مت اذاو

DLP

Name	Status	Action
[REDACTED]	Authorized	REVOKE

ةلص تاذا تامولعم

- [Microsoft 365](#) يجأت سمل API SaaS تانايب نادقف ةيامح نيكمت
- [Microsoft](#) يف هليغشت فاقيا وأ قيقودت لالليغشت

ةمچرتل هذه لوج

ةللأل تاي نقتل نمة ومة مادختساب دن تسمل اذة Cisco تمةرت
ملاعلاء انء مء مء نمة دختسمل معد و تمة مء دقتل ةر شبل او
امك ةق قء نوك ت نل ةللأل ةمچرت لصف أن ةظحال مء ءرء. ةصاأل مء تءل ب
Cisco ةلخت. فرتمة مچرت مء دقء ةل ةل ةفارتحال ةمچرتل عم لاعل او
ىل إأمءءاد ءوچرلاب ةصوء و تامةرتل هذه ةقء نء اهءل وئس م Cisco
Systems (رفوتم طبارل) ةلصلأل ةزءل ءن إل دن تسمل