

Pricing Tool
User Guide



The **Cisco**
Pricing Tool
User Guide

ABOUT THIS GUIDE.....	4
GENERAL FUNCTIONS OF PRICING TOOL.....	4
BENEFITS OF USING THE TOOL.....	4
PREREQUISITES	4
RECOMMENDATIONS WHEN USING THE PRICING TOOL	5
<i>Hardware Requirements.....</i>	<i>5</i>
<i>Software Requirements.....</i>	<i>5</i>
<i>Network Requirements.....</i>	<i>5</i>
VIEWS AND ACCESS TO FUNCTIONALITY	6
CHAPTER ONE	7
ORIENTATION TO THE PRICING TOOL	7
CHAPTER OBJECTIVES	7
DEFINITIONS.....	7
ACCESSING THE CISCO PRICING TOOL	8
VIEWING PRICING TOOL INFORMATION	10
UNDERSTANDING THE PRICING TOOL FEATURES	11
CHAPTER TWO	12
SEARCH AND VIEW PRODUCT PRICE INFORMATION	12
CHAPTER OBJECTIVES	12
DEFINITIONS.....	12
PRODUCT PRICE SEARCH BY PRODUCT FAMILY	14
PRODUCT PRICE SEARCH BY PRODUCT DESCRIPTION	18
PRODUCT PRICE SEARCH BY PRODUCT NUMBER	21
LEGACY PRICE LIST PRODUCT PRICE SEARCH	24
VIEWING ONLINE PRICE LISTS	28
CHAPTER THREE	30
SEARCH AND VIEW PRODUCT PRICE LIST HISTORY INFORMATION	30
CHAPTER OBJECTIVES	30
DEFINITIONS.....	30
PRICE LIST HISTORY REPORT SEARCH FOR ADDITIONS, DELETIONS, AND CHANGES	31
CHAPTER FOUR.....	34
DOWNLOAD PUBLISHED PRICING INFORMATION	34
CHAPTER OBJECTIVES	34
DEFINITIONS.....	34
PERFORM A CURRENT PRICE LIST DOWNLOAD BY PRODUCT FAMILY.....	36
DOWNLOAD A CURRENT PRICE LIST DOWNLOAD BY ENTIRE PRICE LIST	41
PERFORM A PRICE LIST HISTORY REPORT DOWNLOAD.....	43



Pricing Tool User Guide

Internet Commerce

DOWNLOAD A SERVICE PRICE LIST	45
PERFORM A LEGACY PRICE LIST DOWNLOAD	47
GLOSSARY OF TERMS.....	49



About this Guide

The Cisco Pricing Tool User Guide provides detailed information about viewing and downloading published product pricing information online. It is designed as a reference and instructional guide covering an overview of the tool, how to view published product pricing information, and how to download a price list containing published product pricing information.

The Pricing Tool User Guide contains:

- Orientation to the Pricing Tool
- Submit a search and view product pricing information
- Submit a search and view product price history information
- Download and view published product pricing information

General Functions of Pricing Tool

The Pricing Tool publishes product pricing information online for customers worldwide. Customers use the Pricing Tool to search and view product prices, search and view product price history, and download and view product prices on a price list. In addition, the Pricing Tool homepage allows customers to view important notices regarding product price information and system statuses or alerts. The tool offers you the convenience of a self-service view into product pricing without logging into other Internet Commerce tools.

Benefits of Using the Tool

- Allows customer self-sufficiency to search for product pricing information
- Offer customers up to date product pricing information when viewed online.
- Offers published product pricing information on Cisco Systems products in a download file by entire price list or by product family

Prerequisites

- Internet access, Personal Computer, and mouse skills
- Cisco Connection Online (CCO) account with access to Commerce Tools



Recommendations When Using The Pricing Tool

Hardware Requirements

- Pentium 166 MHz (minimum), Pentium 200 MHz or higher (recommended)
- 128 MB RAM
- TCP/IP protocol installed and configured
- Monitor and display adapter capable of 256 colors at 800 x 600 resolution (minimum)
- Monitor and display adapter capable of 1024 x 768 resolution (recommended)

Software Requirements

- Windows 95, 98, 2000 or NT
- HTML Browser

For the best experience on the Cisco.com site, we recommend the following browsers:

- Netscape Navigator 6.0 or higher
- Internet Explorer 5.5 or higher

This site was designed to work on the following browsers:

- Netscape Navigator 4.7x or higher
- Internet Explorer 5.01 and higher

We recommend following browser settings”

- Browser's encoding is set to Western European and Auto Select is not checked. If Auto select is checked then please un-check it and hit the Reload button on your browser
- Make sure that script debugging is turned OFF

Earlier versions of Netscape and Internet Explorer, along with other popular browsers such as Opera, are not officially supported, and may not work correctly.

Network Requirements

- 56K modem connection or higher (sustained bandwidth) (minimum)
- 512K LAN connection (recommended)



Views and Access to Functionality

Customers can view and download published pricing information according to the registration access given through their Cisco Connection Online (CCO) profiles. If a customer does not have the appropriate profile access levels, access to the Pricing Tool will be denied. Please contact Customer Service regarding Pricing Tool access problems.



Chapter One

Orientation to the Pricing Tool

Chapter Objectives

- Learn how to access the Cisco Systems Pricing Tool
- View Pricing Tool status information
- Acquire familiarity with the Pricing Tool

Definitions

Browser – The application used to access the World Wide Web. Examples include: Netscape, Microsoft Internet Explorer. Please refer to your browser's on-line help documentation for additional information.

Cisco Connection Online (CCO) – Cisco Systems site for product information and online ordering. A username and password grant access to the site and Commerce Tools. Users are granted access to functionality depending on their contract type.

Global Price Lists – A price list for worldwide customers that contains published product price information in the stated currency for the applicable region, country, or location.

Last Update Date – The last updated date that the Global, Wholesale, and Legacy price lists have been refreshed.

Legacy Price List – A list of published spare products, which are orderable but no longer supported or actively marketed by Cisco Systems.

Wholesale Price Lists – A price list for 2-tier channel partners that contains published product price information in the stated currency for the applicable region, country, or location.

Accessing the Cisco Pricing Tool

The steps below describe how you can access the Pricing Tool from the Cisco Ordering Site. The Pricing Tool site has been designed to enhance productivity through easier navigation to published product price content and management of product price list downloads.

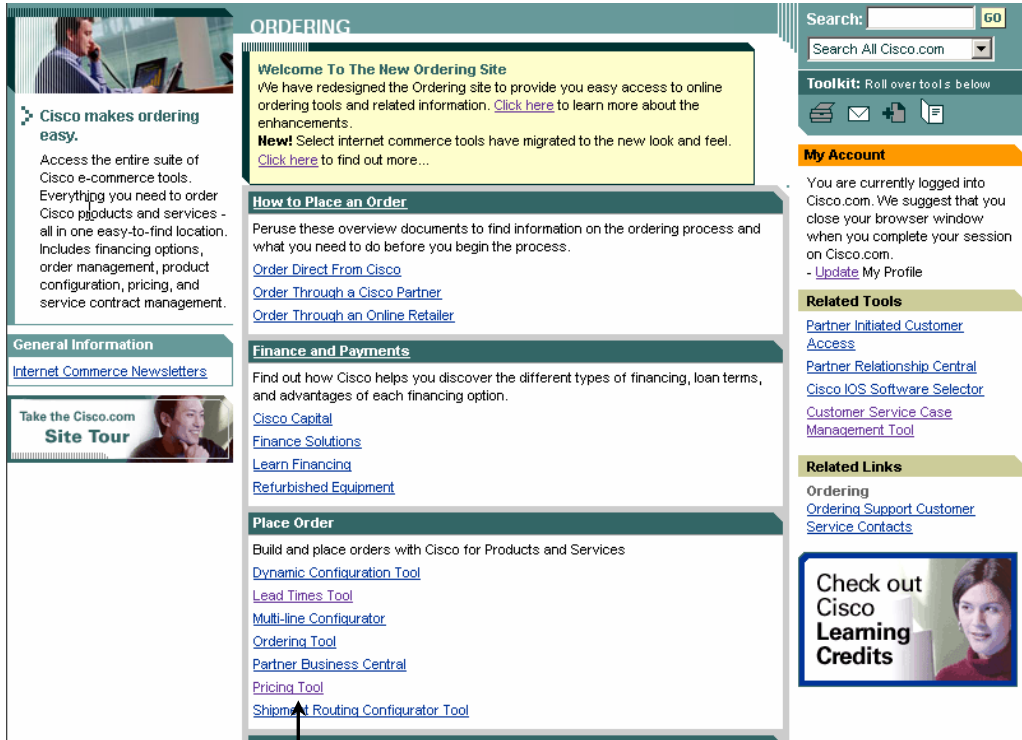
Step	To Do This	What You Do
A.1	Log into CCO	Type www.cisco.com and click the Log In button. (See Figure A.1) The Cisco Systems home page will be displayed.
A.2	Access the Ordering Site	Click the Ordering button. (See Figure A.1) The Ordering Site will be displayed
A.3	Access the Pricing Tool	Click the Pricing Tool button under Place an Order. (See Figure A.3) The Pricing Tool home page will be displayed.

Figure A.1

A.1
Type www.cisco.com and click the Log In button

A.2
Click on the Ordering button

Figure A.3



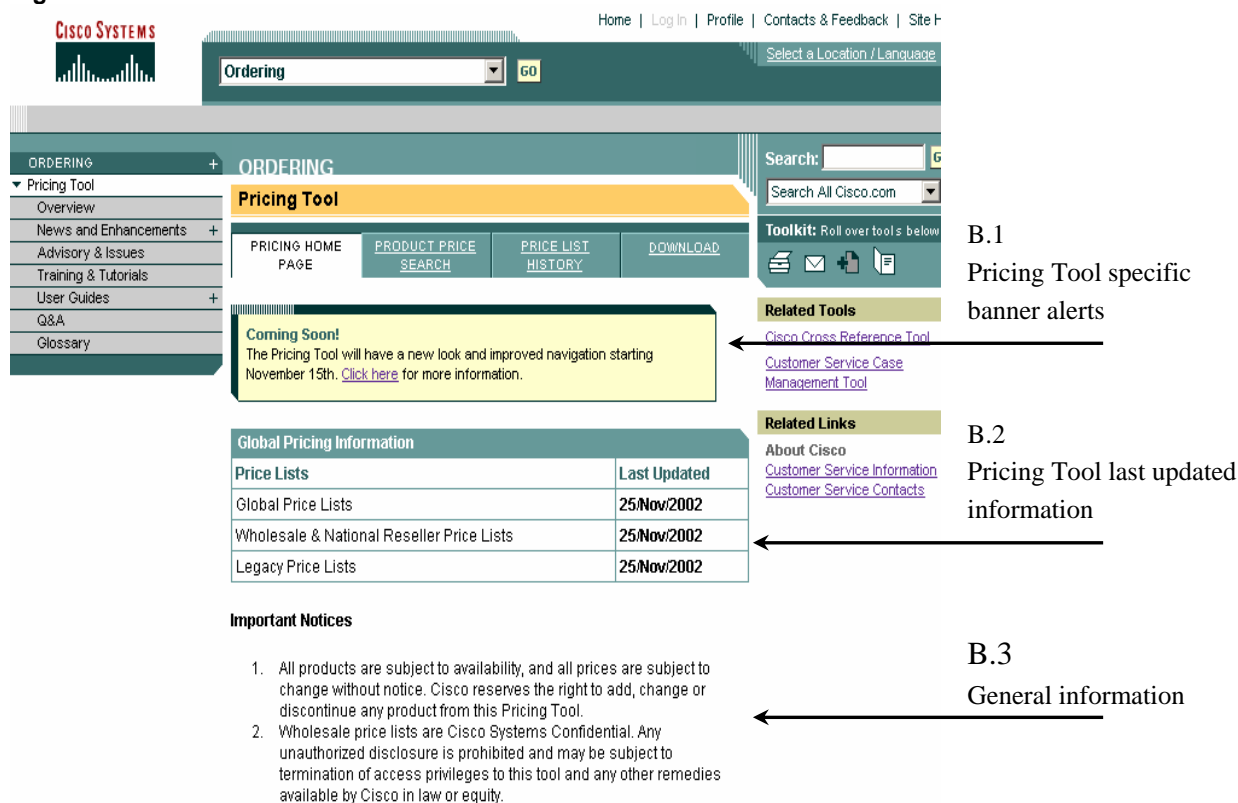
A.3
Click on the Pricing Tool button to access the tool

Viewing Pricing Tool Information

The tool’s default view is the Pricing Home Page tab which displays relevant information regarding the tool and its content. You can use this page to obtain system alerts including tool downtime and price list(s) content not updating as scheduled.

Reference	What it Means
B.1	Pricing Tool specific banner alerts that you should be made aware of. (See Figure B.1)
B.2	Pricing information regarding the last update date of the Global, and/or Wholesale, and/or Legacy published price lists. (See Figure B.1)
B.3	Important legal notices regarding the content contained in the Pricing Tool (See Figure B.1)

Figure B.1



The screenshot shows the Pricing Tool interface with the following elements:

- Navigation Bar:** Home | Log In | Profile | Contacts & Feedback | Site | Select a Location / Language
- Search Bar:** Search: [input] Search All Cisco.com
- Left Sidebar:** ORDERING, Pricing Tool, Overview, News and Enhancements, Advisory & Issues, Training & Tutorials, User Guides, Q&A, Glossary
- Main Content Area:**
 - Pricing Tool:** PRICING HOME PAGE, PRODUCT PRICE SEARCH, PRICE LIST HISTORY, DOWNLOAD
 - Coming Soon!** The Pricing Tool will have a new look and improved navigation starting November 15th. [Click here](#) for more information.
 - Global Pricing Information:**

Price Lists	Last Updated
Global Price Lists	25/Nov/2002
Wholesale & National Reseller Price Lists	25/Nov/2002
Legacy Price Lists	25/Nov/2002
 - Important Notices:**
 - All products are subject to availability, and all prices are subject to change without notice. Cisco reserves the right to add, change or discontinue any product from this Pricing Tool.
 - Wholesale price lists are Cisco Systems Confidential. Any unauthorized disclosure is prohibited and may be subject to termination of access privileges to this tool and any other remedies available by Cisco in law or equity.
- Right Sidebar:** Toolkit: Roll over tools below, Related Tools (Cisco Cross Reference Tool, Customer Service Case Management Tool), Related Links (About Cisco, Customer Service Information, Customer Service Contacts)

Callouts:

- B.1:** Pricing Tool specific banner alerts (points to the 'Coming Soon!' banner)
- B.2:** Pricing Tool last updated information (points to the 'Global Pricing Information' table)
- B.3:** General information (points to the 'Important Notices' section)

Understanding the Pricing Tool Features

The Pricing Tool has several tabs to allow you to find information of interest. You may view pricing information, view price history reports, or download the information in a variety of formats to increase your productivity.

Reference	What it Means
C.1	View tool messages and information, click on the Pricing Home Page link (See Figure C.1)
C.2	Obtain product price information by clicking on the Product Price Search link (See Figure C.1)
C.3	Click on the Price List History link to view a list of changes to the price list. (See Figure C.1)
C.4	Obtain pricing information in various price list download formats by clicking on the Download link (See Figure C.1)

Figure C.1

The screenshot shows the Pricing Tool interface. At the top, there are four callouts: C.1 (View Pricing Tool information and status), C.2 (Choose to view product pricing information), C.3 (View Price List History reports), and C.4 (Download reports). Below these callouts, the interface is divided into several sections:

- ORDERING** menu: Includes Pricing Tool, Overview, News and Enhancements, Advisory & Issues, Training & Tutorials, User Guides, Q&A, and Glossary.
- Pricing Tool** navigation bar: Contains links for PRICING HOME PAGE, PRODUCT PRICE SEARCH, PRICE LIST HISTORY, and DOWNLOAD.
- Coming Soon!** banner: A yellow banner stating "The Pricing Tool will have a new look and improved navigation starting November 15th. Click here for more information."
- Global Pricing Information** table:

Price Lists	Last Updated
Global Price Lists	25/Nov/2002
- Search** bar: Includes a search input field and a "Search All Cisco.com" dropdown.
- Toolkit**: A section with the text "Roll over tools below" and icons for various tools.
- Related Tools**: A list of links including "Cisco Cross Reference Tool", "Customer Service Case Management Tool", "About Cisco", "Customer Service Information", and "Customer Service Contacts".



Chapter Two

Search and View Product Price Information

Chapter Objectives

- Learn to perform a product price search by product family on current price lists
- Search for product price by product description on current price lists
- Learn to perform a product price search by product number on current price lists
- Search for product price by product number on legacy price lists
- View both current and legacy price list search results

Definitions

Current Price List– Refers to the Global/Wholesale Price List which contain product(s) that are currently supported or actively marketed by Cisco Systems

Global Price Lists – A price list for worldwide customers that contains published product price information in the stated currency for the applicable region, country, or location.

Legacy Price List – A list of published spare products, which are orderable but no longer supported or actively marketed by Cisco Systems.

Packaged Services – A set of Cisco-delivered service offerings tailored to the unique needs of the 2-Tier Channel model. The Cisco Package Service product category is only available on the Wholesale Price List. The index numbers 1-18 are assigned to each package service category indicating the required level of support and product complexity, 18 being the highest level. In the case of N/A, the product is not eligible for the packaged service category or no package service category is applied.

Product Description – A word or phrase unique enough to identify a Cisco product or family. For example, if you search for "memory" you will retrieve all products with memory in their product description.

Product Family – Cisco Systems provides a complete line of products to meet the needs of your growing Internetwork. Products are divided into various categories or Families from the Cisco7000 and Cisco7500 series to maintenance and installation.

Product Number – A string of characters or symbols representing a Cisco product. Examples include: Cisco7010, MEM-1X8F, or CAB-X21MT.



Pricing Tool User Guide

Internet Commerce

Service Category – The Service Category notation on the price list relates to the System Integrator Support Program: "Cisco Partner Support Essentials". The letters A, B, C, D, or S indicates the service category for that product. In the case of "N/A", a product is either not eligible for the Service Category or no Service Category is yet to be applied

Service Category A – Service Category A indicates high sophisticated software content with the longest service life.

Service Category B – Service Category A indicates advanced software content with a long service life.

Service Category C – Service Category A indicates standard software content with a medium service life.

Service Category D – Service Category A indicates some software content with a short service life.

Service Category S – Service Category S indicates non-ISO software content

Service Category N/A – Service Category N/A indicates that a product is not eligible for a Service Category or is eligible but its Service Category value has yet to be assigned.

Service Price List – The Service Price List maps service product numbers to service levels, and shows product to service relationship. The Service Price List is available in the download format only.

Wholesale Price Lists – A price list for 2-tier channel partners that contains published product price information in the stated currency for the applicable region, country, or location



Product Price Search by Product Family

The steps described below show you how to access the Pricing Tool Product Price Search by Product Family feature. You can use this feature to search for all published product pricing information under a specific Cisco product family if the product number or product description is unknown.

Step	To Do This	What You Do
D.1	Select price list type	Click the Current Price List link to view the current price lists The Current Price List field is highlighted in bold lettering
D.2	Choose a price list	Use the drop down menu to choose a price list you are entitled to view according to your profile The price list field is filled with the price list chosen
D.3	Search by Product Family	Click the radio button to select search by Product Family (See Figure D.1) The radio button will be marked as the chosen search feature
D.4	Continue search	Click the Submit button to bring you to the next page to select a Product Family to search and view product pricing information (See Figure D.1) You will be brought to another screen to choose a product family
D.5	Choose a product family	Use the drop down menu to choose a product family in which you would like to view published product pricing information (See Figure D.2) The field will display the chosen product family
D.6	Perform search	Click the Submit button to perform the search (See Figure D.2) A new window pops up providing the chosen search results (See Figure D.3)

Figure D.1

D.1
Choose Current Price List type

D.2
Choose a price list using the drop down menu

D.3
Click the radio button to select search by Product Family

D.4
Click the submit button to continue

ORDERING + ORDERING
Pricing Tool
Overview
News and Enhancements +
Advisory & Issues
Training & Tutorials
User Guides +
Q&A
Glossary

PRICING HOME PAGE | PRODUCT PRICE SEARCH | PRICE LIST HISTORY | DOWNLOAD

Current Price List | [Legacy Price List](#)

In this page you can search pricing by Product Family, Product Description and/or Product Number. Searches are not case sensitive.

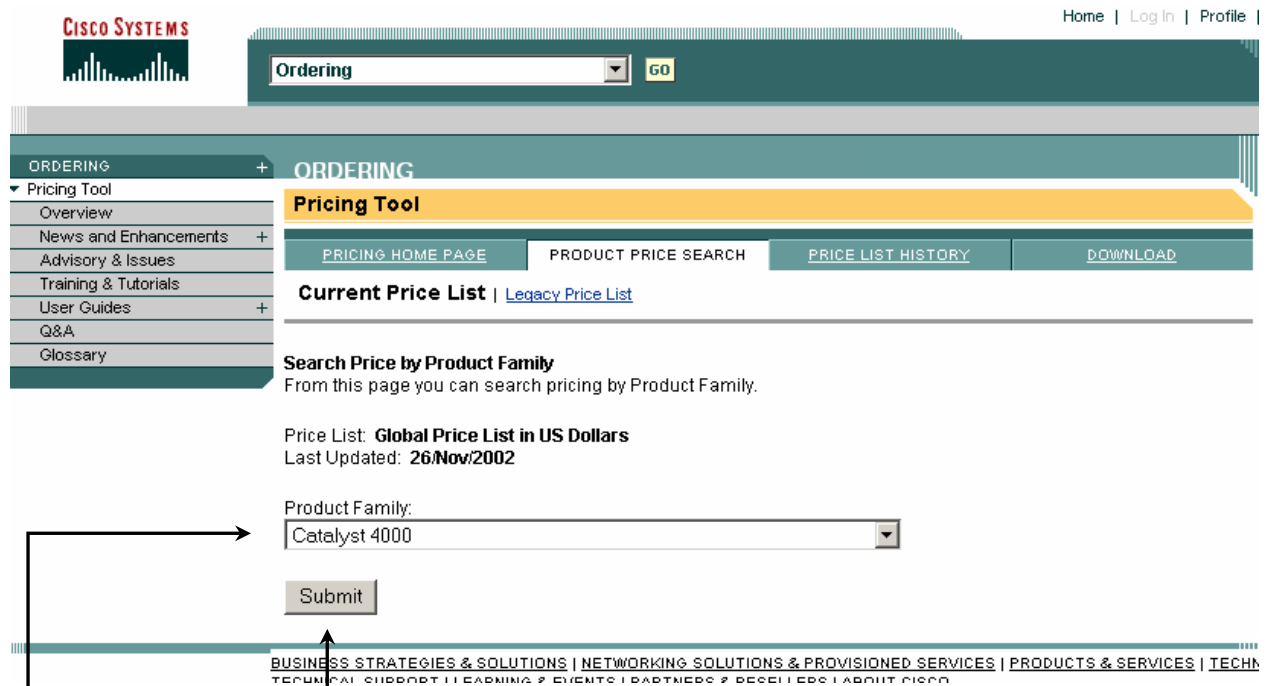
1. Select Price List
Global Price List in US Dollars

2. Select Search Type
 Product Family
 Product Description and/or Product Number
Note: At least one of the entry boxes below must contain a search string.
 Product Description:

 Product Number:

Submit

Figure D.2

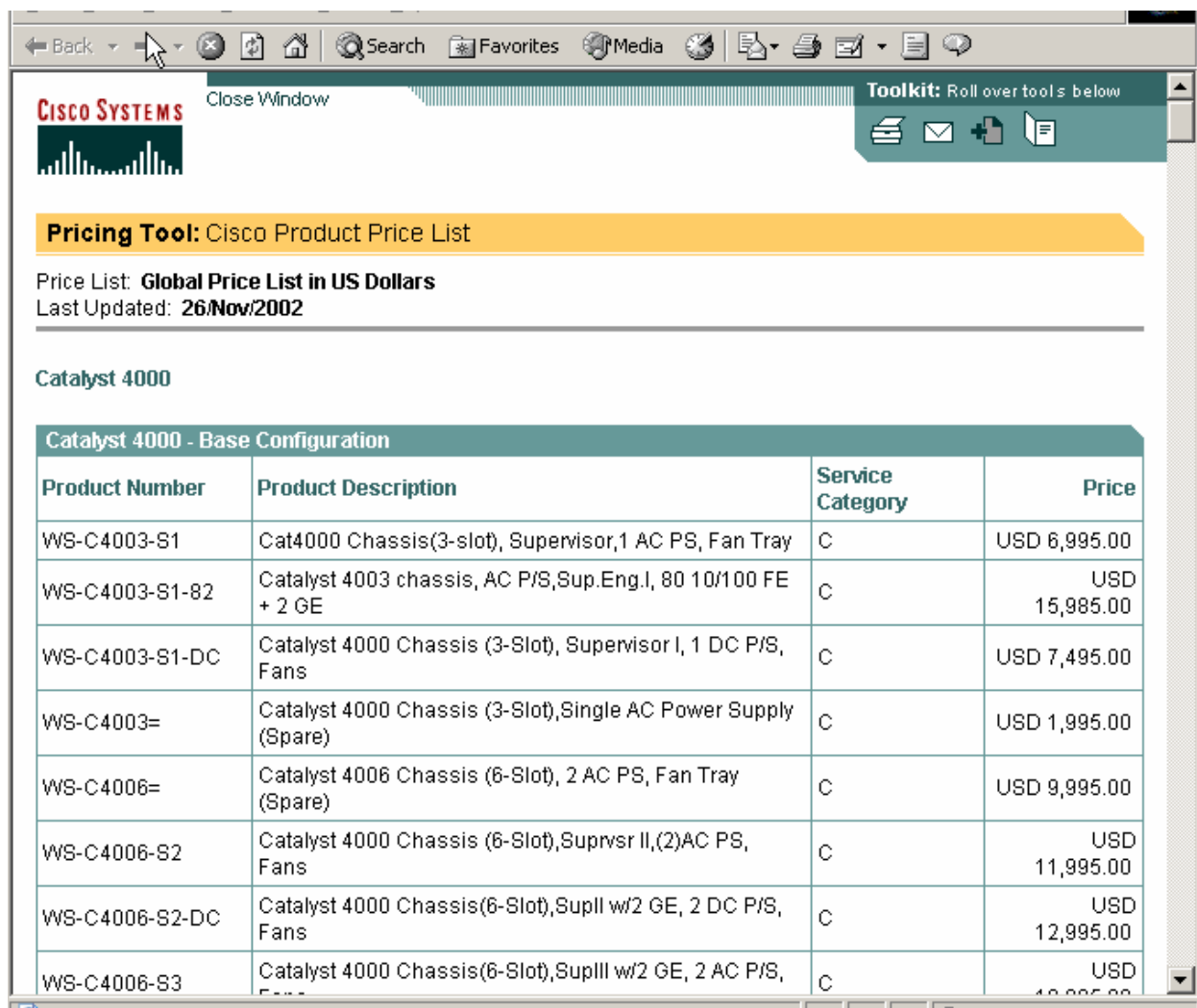


The screenshot shows the Cisco Pricing Tool interface. At the top right, there are links for Home, Log In, and Profile. Below the Cisco logo, there is a search bar with the text "Ordering" and a "GO" button. A navigation menu on the left lists various options under "ORDERING", with "Pricing Tool" expanded to show sub-options like Overview, News and Enhancements, Advisory & Issues, Training & Tutorials, User Guides, Q&A, and Glossary. The main content area is titled "ORDERING Pricing Tool" and includes buttons for PRICING HOME PAGE, PRODUCT PRICE SEARCH, PRICE LIST HISTORY, and DOWNLOAD. Below these buttons, there is a link for "Current Price List" and another for "Legacy Price List". A section titled "Search Price by Product Family" contains the instruction: "From this page you can search pricing by Product Family." Below this, it displays the current price list: "Global Price List in US Dollars" and "Last Updated: 26 Nov 2002". A form field labeled "Product Family:" has "Catalyst 4000" selected in a dropdown menu, and a "Submit" button is positioned below it. At the bottom of the page, a navigation bar contains links for BUSINESS STRATEGIES & SOLUTIONS, NETWORKING SOLUTIONS & PROVISIONED SERVICES, PRODUCTS & SERVICES, TECHNICAL SUPPORT, LEARNING & EVENTS, PARTNERS & RESSELLERS, and ABOUT CISCO.

D.5
Click the drop
down menu to
choose a Product
Family

D.6
Click the Submit
button to perform
the search

Figure D.3



Pricing Tool: Cisco Product Price List

Price List: **Global Price List in US Dollars**
 Last Updated: **26/Nov/2002**

Catalyst 4000

Catalyst 4000 - Base Configuration			
Product Number	Product Description	Service Category	Price
WS-C4003-S1	Cat4000 Chassis(3-slot), Supervisor,1 AC PS, Fan Tray	C	USD 6,995.00
WS-C4003-S1-82	Catalyst 4003 chassis, AC P/S,Sup.Eng.I, 80 10/100 FE + 2 GE	C	USD 15,985.00
WS-C4003-S1-DC	Catalyst 4000 Chassis (3-Slot), Supervisor I, 1 DC P/S, Fans	C	USD 7,495.00
WS-C4003=	Catalyst 4000 Chassis (3-Slot),Single AC Power Supply (Spare)	C	USD 1,995.00
WS-C4006=	Catalyst 4006 Chassis (6-Slot), 2 AC PS, Fan Tray (Spare)	C	USD 9,995.00
WS-C4006-S2	Catalyst 4000 Chassis (6-Slot),Suprvsr II,(2)AC PS, Fans	C	USD 11,995.00
WS-C4006-S2-DC	Catalyst 4000 Chassis(6-Slot),SupII w/2 GE, 2 DC P/S, Fans	C	USD 12,995.00
WS-C4006-S3	Catalyst 4000 Chassis(6-Slot),SupIII w/2 GE, 2 AC P/S, Fans	C	USD 14,995.00



Product Price Search by Product Description

The steps described below show you how to access the Pricing Tool Product Price Search by Product Description feature. You can use this feature to search for all published product pricing information by full or partial product description if the product family or product number is unknown.

Step	To Do This	What You Do
E.1	Select price list type	Click the Current Price List link to view the current price lists The Current Price List field is highlighted in bold lettering
E.2	Choose a price list	Use the drop down menu to choose a price list you are entitled to view according to your profile The price list field is filled with the price list chosen
E.3	Search by Product Description	Click the radio button to select search by Product Description (See Figure E.1) The radio button will be marked as the chosen search feature
E.4	Enter product description	Enter a full or partial product description into the Product Description field (See Figure E.1) Example: you can enter a product description of <i>Cat4000</i> and also use a wildcard character for the search such as <i>Cat4000%</i> . If there are no matching product descriptions, the Pricing Tool will return no results.
E.5	Perform search	Click the Submit button to perform the search (See Figure E.1) A new window pops up providing the chosen search results (See Figure E.2)

Figure E.1

E.1
Choose Current Price List type

Home | Log In | Prof

Ordering

GO

ORDERING +

ORDERING

Pricing Tool

Overview

News and Enhancements +

Advisory & Issues

Training & Tutorials

User Guides +

Q&A

Glossary

PRICING HOME PAGE

PRODUCT PRICE SEARCH

PRICE LIST HISTORY

DOWNLOAD

Current Price List | [Legacy Price List](#)

In this page you can search pricing by Product Family, Product Description and/or Product Number. Searches are not case sensitive.

E.2
Choose a price list using the drop down menu

1. Select Price List

Global Price List in US Dollars

E.3
Click the Product Description radio button

2. Select Search Type

Product Family

Product Description and/or Product Number

Note: At least one of the entry boxes below must contain a search string.

E.4
Enter a Product Description

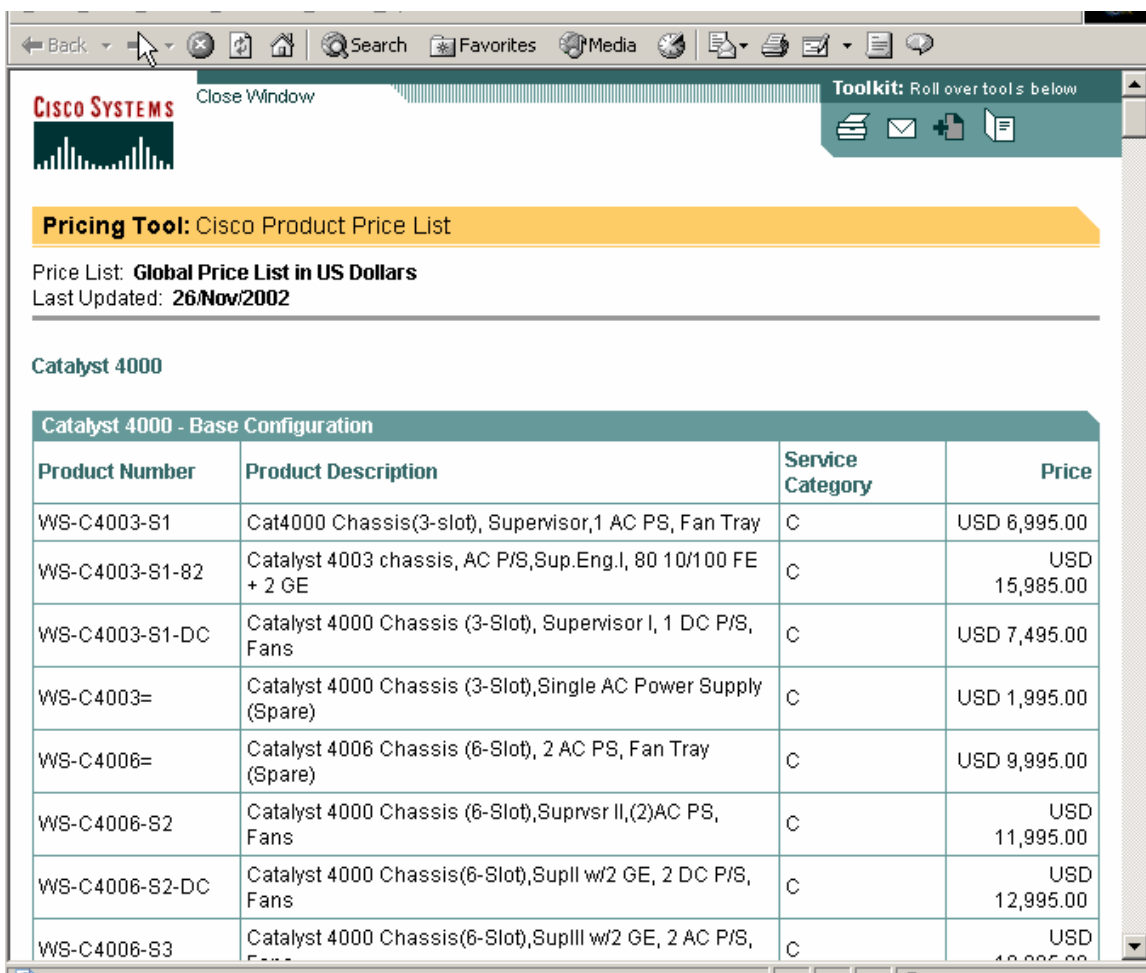
Product Description:
Cat4000%

Product Number:

E.5
Click the Submit button

Submit

Figure E.2



Pricing Tool: Cisco Product Price List

Price List: **Global Price List in US Dollars**
Last Updated: **26/Nov/2002**

Catalyst 4000

Catalyst 4000 - Base Configuration			
Product Number	Product Description	Service Category	Price
WS-C4003-S1	Cat4000 Chassis(3-slot), Supervisor,1 AC PS, Fan Tray	C	USD 6,995.00
WS-C4003-S1-82	Catalyst 4003 chassis, AC P/S,Sup.Eng.I, 80 10/100 FE + 2 GE	C	USD 15,985.00
WS-C4003-S1-DC	Catalyst 4000 Chassis (3-Slot), Supervisor I, 1 DC P/S, Fans	C	USD 7,495.00
WS-C4003=	Catalyst 4000 Chassis (3-Slot),Single AC Power Supply (Spare)	C	USD 1,995.00
WS-C4006=	Catalyst 4006 Chassis (6-Slot), 2 AC PS, Fan Tray (Spare)	C	USD 9,995.00
WS-C4006-S2	Catalyst 4000 Chassis (6-Slot),Suprvsr II,(2)AC PS, Fans	C	USD 11,995.00
WS-C4006-S2-DC	Catalyst 4000 Chassis(6-Slot),SupII w/2 GE, 2 DC P/S, Fans	C	USD 12,995.00
WS-C4006-S3	Catalyst 4000 Chassis(6-Slot),SupIII w/2 GE, 2 AC P/S, Fans	C	USD 14,995.00

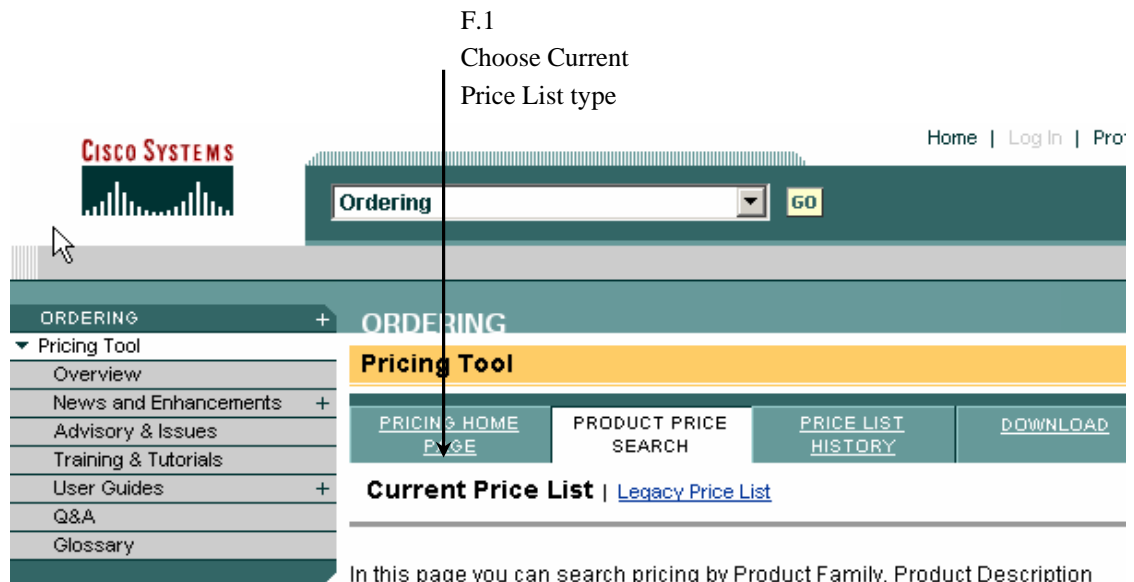


Product Price Search by Product Number

The steps described below show you how to access the Pricing Tool Product Price Search by Product Number feature. You can use this feature to search for all published product pricing information by full or partial product number if the product family or product description is unknown.

Step	To Do This	What You Do
F.1	Select price list type	Click the Current Price List link to view the current price lists The Current Price List field is highlighted in bold lettering
F.2	Choose a price list	Use the drop down menu to choose a price list you are entitled to view according to your profile The price list field is filled with the price list chosen
F.3	Search by Product Number	Click the radio button to select search by Product Number (See Figure F.1) The radio button will be marked as the chosen search feature
F.4	Enter product number	Enter a full or partial product description into the Product Number field (See Figure F.1) Example: you can enter a product description of <i>WS-C4003-SI</i> and also use a wildcard character to perform a partial search such as <i>WS-C4003-%</i> If there are no matching product descriptions, the Pricing Tool will return no results.
F.5	Perform search	Click the Submit button to perform the search (See Figure F.1) A new window pops up providing the chosen search results (See Figure F.2)

Figure F.1



F.1
Choose Current
Price List type

F.2
Choose a price list using
the drop down menu

1. Select Price List

2. Select Search Type

F.3
Click the Product
Number radio button

- Product Family
- Product Description and/or Product Number

Note: At least one of the entry boxes below must contain a search string.

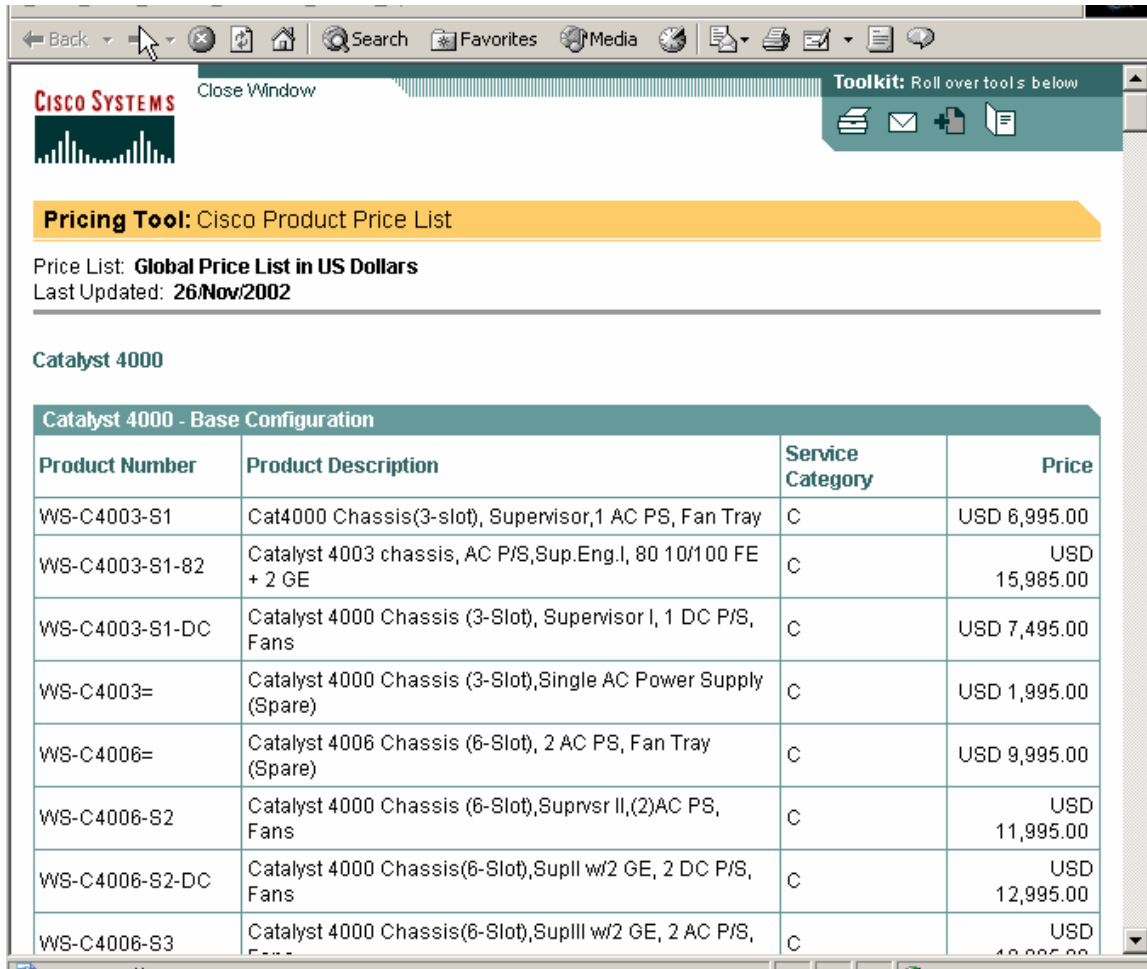
F.4
Enter a Product Number

Product Description:

Product Number:

F.5
Click the Submit button

Figure F.2



Pricing Tool: Cisco Product Price List

Price List: **Global Price List in US Dollars**
Last Updated: **26/Nov/2002**

Catalyst 4000

Catalyst 4000 - Base Configuration			
Product Number	Product Description	Service Category	Price
WS-C4003-S1	Cat4000 Chassis(3-slot), Supervisor,1 AC PS, Fan Tray	C	USD 6,995.00
WS-C4003-S1-82	Catalyst 4003 chassis, AC P/S,Sup.Eng.I, 80 10/100 FE + 2 GE	C	USD 15,985.00
WS-C4003-S1-DC	Catalyst 4000 Chassis (3-Slot), Supervisor I, 1 DC P/S, Fans	C	USD 7,495.00
WS-C4003=	Catalyst 4000 Chassis (3-Slot),Single AC Power Supply (Spare)	C	USD 1,995.00
WS-C4006=	Catalyst 4006 Chassis (6-Slot), 2 AC PS, Fan Tray (Spare)	C	USD 9,995.00
WS-C4006-S2	Catalyst 4000 Chassis (6-Slot),Suprvsr II,(2)AC PS, Fans	C	USD 11,995.00
WS-C4006-S2-DC	Catalyst 4000 Chassis(6-Slot),SupII w/2 GE, 2 DC P/S, Fans	C	USD 12,995.00
WS-C4006-S3	Catalyst 4000 Chassis(6-Slot),SupIII w/2 GE, 2 AC P/S, Fans	C	USD 14,995.00



Legacy Price List Product Price Search

The figure described below shows how to read and interpret the information from a Legacy Price List. You can use the Legacy Price List to view published spare products, which are orderable but no longer supported or actively marketed by Cisco.

Step	To Do This	What You Do
G.1	Select price list type	Click the Legacy Price List link to view the current price lists The Legacy Price List field is highlighted in bold lettering
G.2	Choose a legacy price list	Use the drop down menu to choose all legacy price lists you are entitled to view according to your profile The legacy price list field is filled with the price list chosen
G.3	Continue the legacy product search	Click the Next button to select search by Product Number (See Figure G.1) The radio button will be marked as the chosen search feature
G.4	Search by Product Family	Use the drop down menu to choose a Product Family for search (See Figure G.2) The field is filled with the Product Family chosen
G.5	Perform search	Click the Submit button to perform the search (See Figure G.2) A new window pops up providing the chosen search results (See Figure G.3)

Figure G.1

G.1
Choose Legacy Price List type

The screenshot shows the Cisco Systems website's 'ORDERING' section. On the left is a navigation menu with 'Pricing Tool' expanded. The main content area has a 'Pricing Tool' header and buttons for 'PRICING HOME PAGE', 'PRODUCT PRICE SEARCH', 'PRICE LIST HISTORY', and 'DOWNLOAD'. A dropdown menu is open, showing 'Current Price List' and 'Legacy Price List'. Below the dropdown is a 'Next' button. A text box below the dropdown says 'You can view prices for spare parts on discontinued products on the Legacy Price List.' A 'Price List:' label is above the dropdown menu.

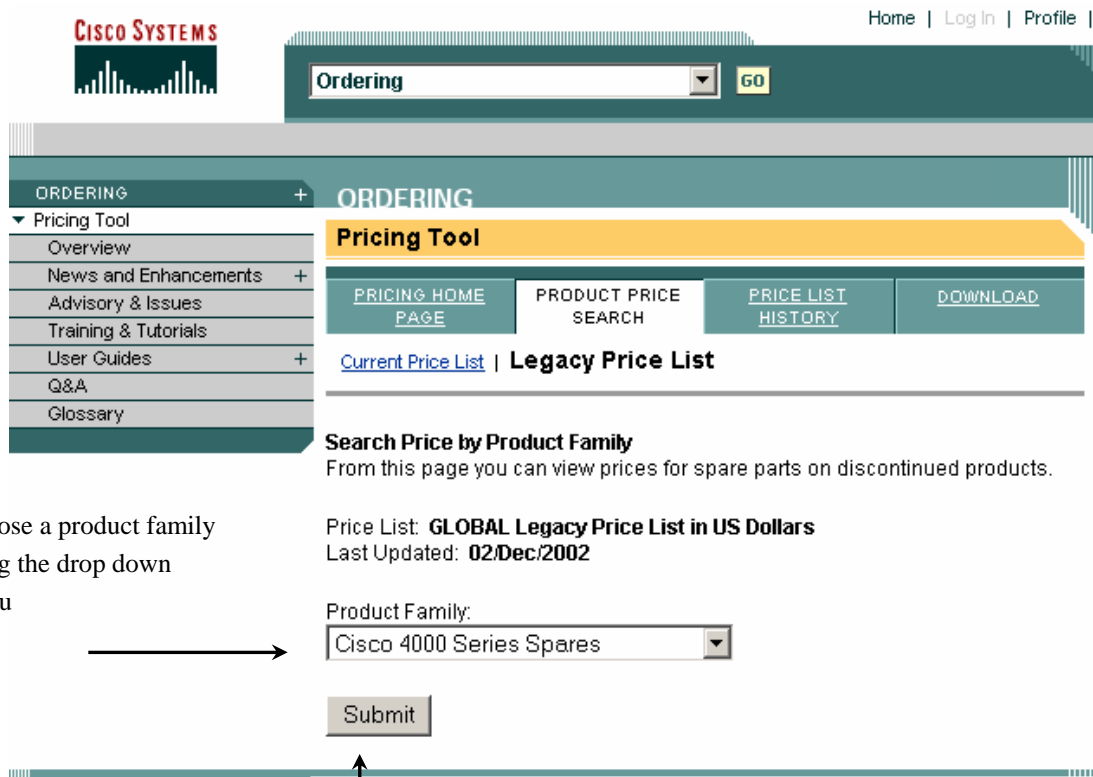
G.2
Choose a price list using the drop down menu

Price List:
GLOBAL Legacy Price List in US Dollars

Next

G.3
Click the Next button

Figure G.2



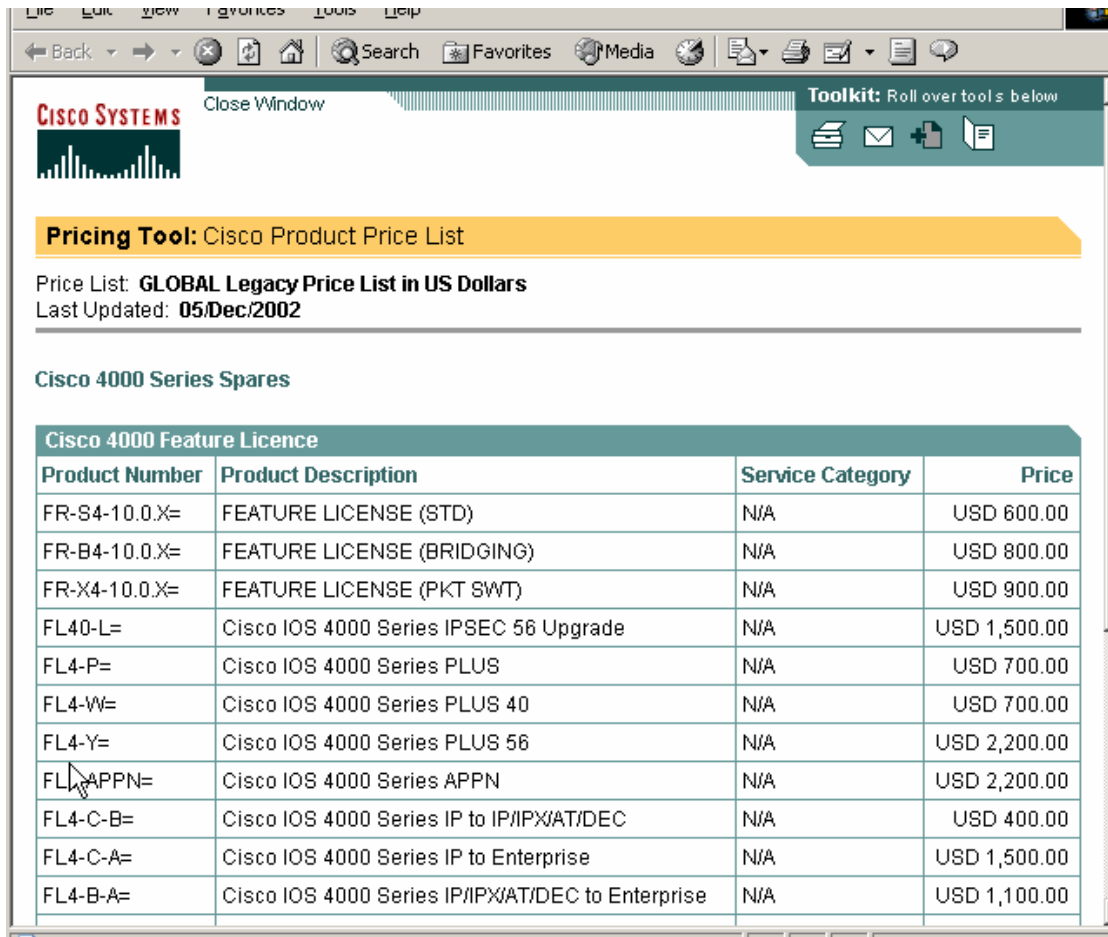
G.4
Choose a product family
using the drop down
menu



G.5
Click the Submit button
to perform search



Figure G.3



Pricing Tool: Cisco Product Price List

Price List: **GLOBAL Legacy Price List in US Dollars**
Last Updated: **05/Dec/2002**

Cisco 4000 Series Spares

Cisco 4000 Feature Licence			
Product Number	Product Description	Service Category	Price
FR-S4-10.0.X=	FEATURE LICENSE (STD)	N/A	USD 600.00
FR-B4-10.0.X=	FEATURE LICENSE (BRIDGING)	N/A	USD 800.00
FR-X4-10.0.X=	FEATURE LICENSE (PKT SWT)	N/A	USD 900.00
FL40-L=	Cisco IOS 4000 Series IPSEC 56 Upgrade	N/A	USD 1,500.00
FL4-P=	Cisco IOS 4000 Series PLUS	N/A	USD 700.00
FL4-W=	Cisco IOS 4000 Series PLUS 40	N/A	USD 700.00
FL4-Y=	Cisco IOS 4000 Series PLUS 56	N/A	USD 2,200.00
FL4-APPN=	Cisco IOS 4000 Series APPN	N/A	USD 2,200.00
FL4-C-B=	Cisco IOS 4000 Series IP to IP/IPX/AT/DEC	N/A	USD 400.00
FL4-C-A=	Cisco IOS 4000 Series IP to Enterprise	N/A	USD 1,500.00
FL4-B-A=	Cisco IOS 4000 Series IP/IPX/AT/DEC to Enterprise	N/A	USD 1,100.00

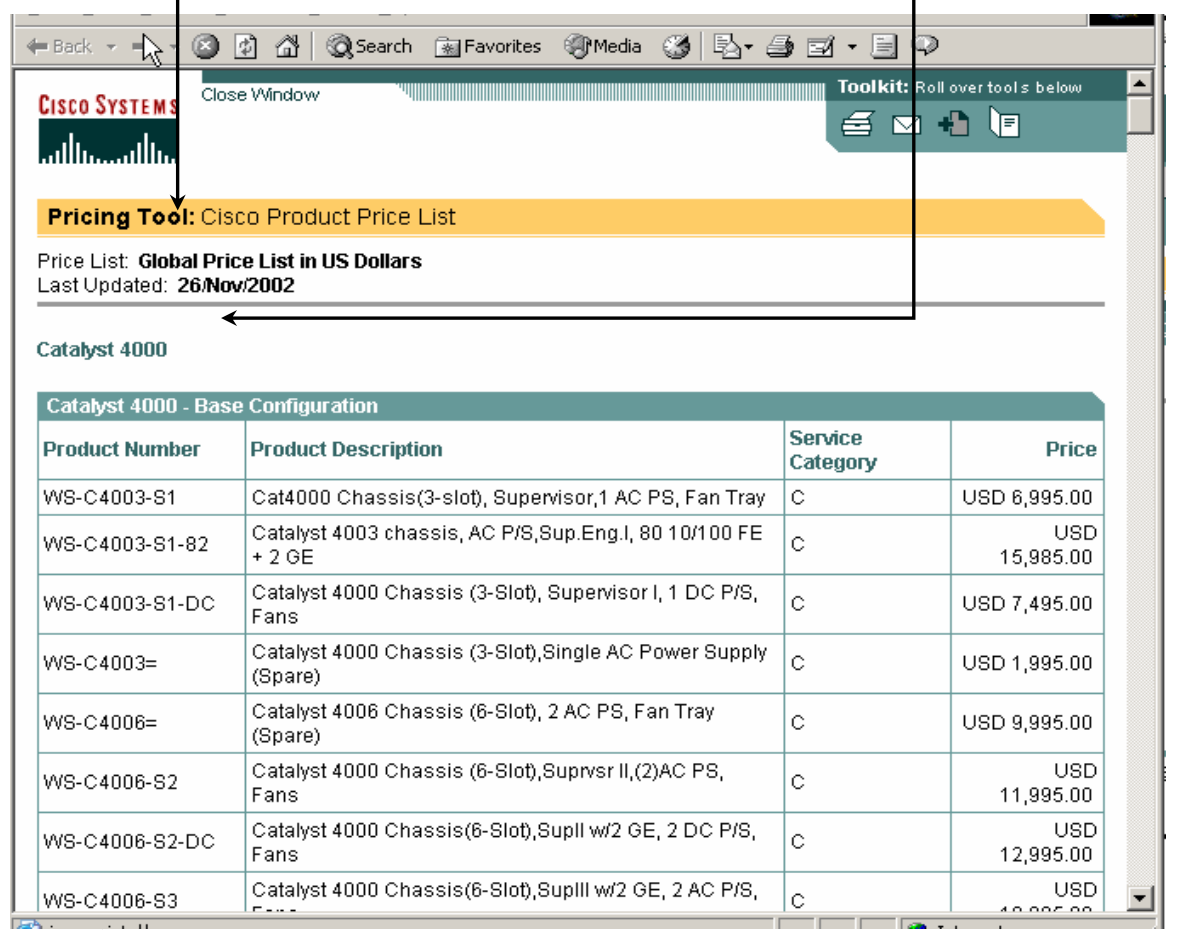


Viewing Online Price Lists

The figure described below shows how to read and interpret the information from a price list. The Pricing Tool price list displays published product information, product description, and price in two convenient formats, online and download. The information provides a way for you, the customer, to reference a product number with a price.

Reference	What it Means
H.1	The price list you are viewing online will be in the top header. The published product pricing information is only valid for the price list listed. Price lists are separated between Global, Wholesale, or Legacy price lists. (See Figure H.1)
H.2	Cisco Systems provides a complete line of products to meet the needs of your growing Internetwork. Products are divided into various categories or Families from the Cisco7000 and Cisco7500 series to maintenance and installation (See Figure H.1)
H.3	A string of characters or symbols representing a Cisco product. Examples include: Cisco7010, MEM-1X8F, or CAB-X21MT (See Figure H.1).
H.4	A word or phrase unique enough to identify a Cisco product or family. For example, if you search for "memory" you will retrieve all products with memory in their product description (See Figure H.1).
H.5	<p>Service Category – The Service Category notation on the price list relates to the System Integrator Support Program: "Cisco Partner Support Essentials". The letters A, B, C, D, or S indicates the service category for that product. In the case of "N/A", a product is either not eligible for the Service Category or no Service Category is yet to be applied (See Figure H.1).</p> <p>Packaged Services – A set of Cisco-delivered service offerings tailored to the unique needs of the 2-Tier Channel model. The Cisco Package Service product category is only available on the Wholesale Price List. The index numbers 1-18 are assigned to each package service category indicating the required level of support and product complexity, 18 being the highest level. In the case of N/A, the product is not eligible for the packaged service category or no package service category is applied (See Figure H.1).</p>
H.6	Product price for the products displayed in the stated currency (See Figure H.1)

Figure H.1



H.1 Price list type and last updated date

H.2 Product Family

H.3 Product Number field

G.4 Product Description field

H.5 Service Category for Global Price lists. Packaged Services for Wholesale Price lists

H.6 Price in currency stated

Product Number	Product Description	Service Category	Price
WS-C4003-S1	Cat4000 Chassis(3-slot), Supervisor,1 AC PS, Fan Tray	C	USD 6,995.00
WS-C4003-S1-82	Catalyst 4003 chassis, AC P/S,Sup.Eng.I, 80 10/100 FE + 2 GE	C	USD 15,985.00
WS-C4003-S1-DC	Catalyst 4000 Chassis (3-Slot), Supervisor I, 1 DC P/S, Fans	C	USD 7,495.00
WS-C4003=	Catalyst 4000 Chassis (3-Slot),Single AC Power Supply (Spare)	C	USD 1,995.00
WS-C4006=	Catalyst 4006 Chassis (6-Slot), 2 AC PS, Fan Tray (Spare)	C	USD 9,995.00
WS-C4006-S2	Catalyst 4000 Chassis (6-Slot),Suprvsr II,(2)AC PS, Fans	C	USD 11,995.00
WS-C4006-S2-DC	Catalyst 4000 Chassis(6-Slot),SupII w/2 GE, 2 DC P/S, Fans	C	USD 12,995.00
WS-C4006-S3	Catalyst 4000 Chassis(6-Slot),SupIII w/2 GE, 2 AC P/S,	C	USD 13,995.00



Chapter Three

Search and View Product Price List History Information

Chapter Objectives

- Learn to perform a search for historical published price list additions
- Learn to perform a search for historical published price list deletions
- Learn to perform a search for historical published price list changes
- View price list history reports

Note: To view all three options in one report (Additions, Deletions and Changes), please use the download option to avoid an out-of-memory error on your browser.

Definitions

Additions / Adds - New products that have been added to Cisco's published price list.

Deletions / Removed - Products that have been deleted from Cisco's published price list.

Global Price Lists – A price list for worldwide customers that contains published product price information in the stated currency for the applicable region, country, or location.

History Date Range – The date range to retrieve product added, removed and changes within a published price list(s).

Price List History Additions Report – A report that shows which new products have been added to Cisco Systems published price lists.

Price List History Changes Report – A report that shows which products on the published price list were changed. These include changes to the product description, discount code, or product price.

Price List History Deletions Report – A report that shows which new products have been deleted from Cisco Systems published price lists.

Price List History Report – A report that displays additions, deletions, or changes since the last daily publication of Cisco Systems published price lists. The changes could be regarding description, discount code, and/or price.

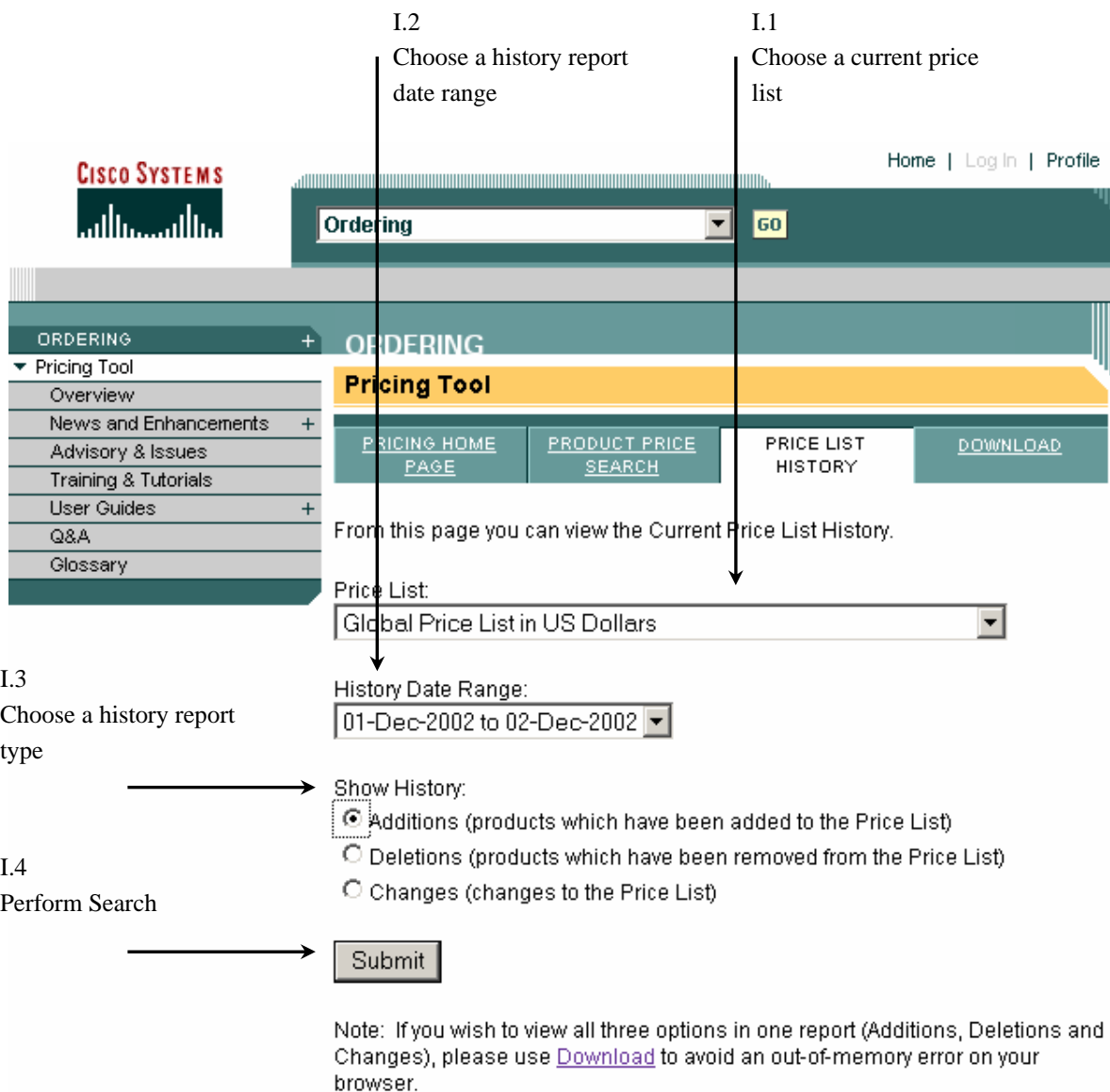
Wholesale Price Lists – A price list for 2-tier channel partners that contains published product price information in the stated currency for the applicable region, country, or location.

Price List History Report Search for Additions, Deletions, and Changes

The figures described below shows how to read and interpret the information from a price list history report. The Pricing Tool Price List History Report feature displays published product additions, deletions, or changes. Use the history report feature to find out if a product you are searching for has been recently added or deleted from a Current Price List or to find out if a price on a product has been changed on a price list within the available historical date ranges displayed.

Step	To Do This	What You Do
I.1	Choose a current price list	Use the drop down menu to choose a price list(s) you are entitled to view according to your profile (See Figure I.1). <i>The price list field is filled with the price list chosen</i>
I.2	Choose a history report date range	Use the drop down menu to choose a History Date Range. Historical reports are available only for the date ranges displayed (See Figure I.1). <i>The History Date Range field is filled with the date range chosen</i>
I.3	Choose a history report type	Click the Additions, Deletions, or Changes radio button to select the history report type (See Figure I.1). <i>The radio button will be marked as the chosen search feature</i>
I.4	Perform search	Click the Submit button to perform the search (See Figure I.1) <i>A new window pops up providing the chosen search results (See Figure H.2)</i>

Figure I.1



I.1 Choose a current price list

I.2 Choose a history report date range

I.3 Choose a history report type

I.4 Perform Search

From this page you can view the Current Price List History.

Price List:
Global Price List in US Dollars

History Date Range:
01-Dec-2002 to 02-Dec-2002

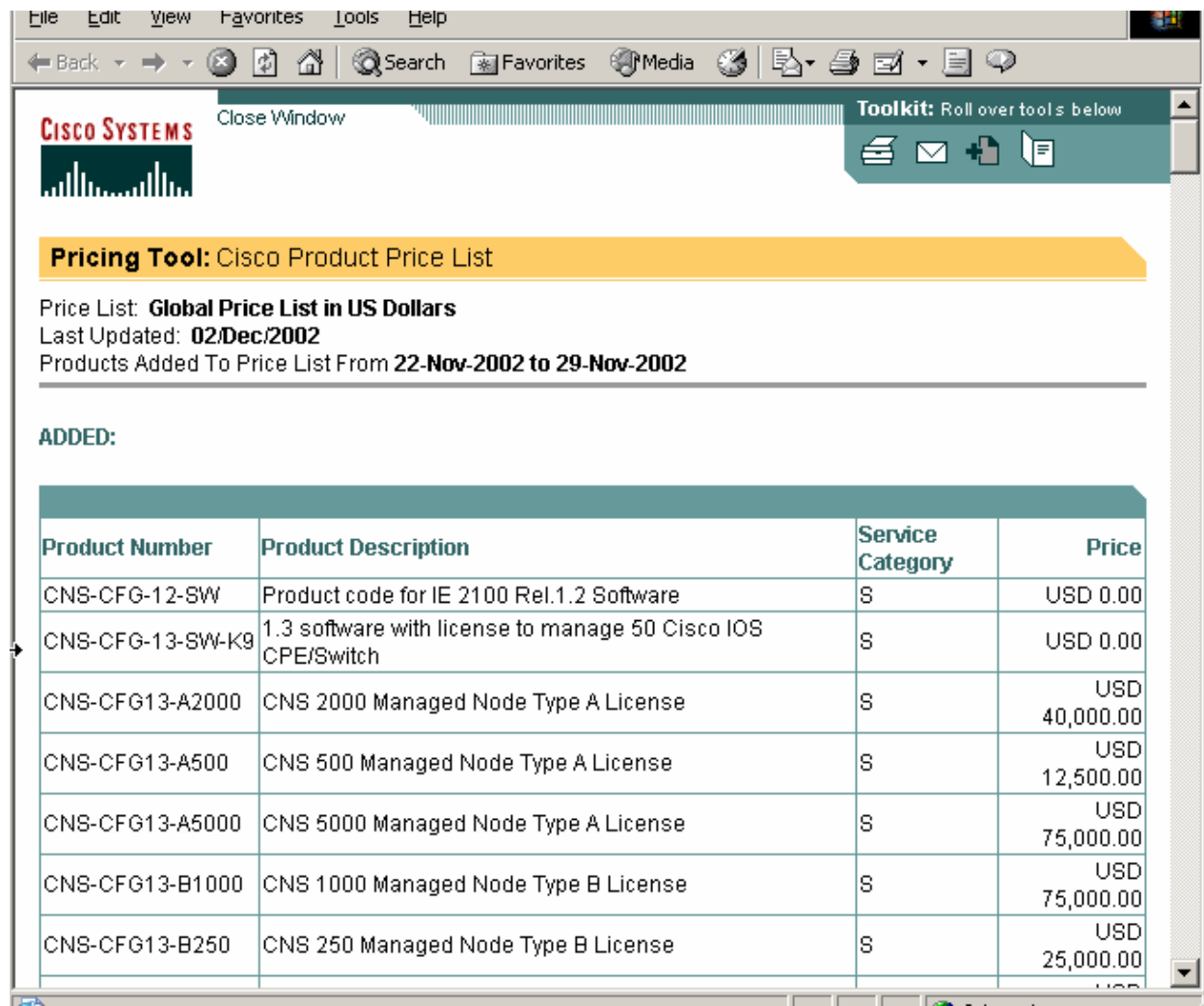
Show History:

- Additions (products which have been added to the Price List)
- Deletions (products which have been removed from the Price List)
- Changes (changes to the Price List)

Submit

Note: If you wish to view all three options in one report (Additions, Deletions and Changes), please use [Download](#) to avoid an out-of-memory error on your browser.

Figure I.2



Pricing Tool: Cisco Product Price List

Price List: **Global Price List in US Dollars**
 Last Updated: **02/Dec/2002**
 Products Added To Price List From **22-Nov-2002 to 29-Nov-2002**

ADDED:

Product Number	Product Description	Service Category	Price
CNS-CFG-12-SW	Product code for IE 2100 Rel.1.2 Software	S	USD 0.00
CNS-CFG-13-SW-K9	1.3 software with license to manage 50 Cisco IOS CPE/Switch	S	USD 0.00
CNS-CFG13-A2000	CNS 2000 Managed Node Type A License	S	USD 40,000.00
CNS-CFG13-A500	CNS 500 Managed Node Type A License	S	USD 12,500.00
CNS-CFG13-A5000	CNS 5000 Managed Node Type A License	S	USD 75,000.00
CNS-CFG13-B1000	CNS 1000 Managed Node Type B License	S	USD 75,000.00
CNS-CFG13-B250	CNS 250 Managed Node Type B License	S	USD 25,000.00



Chapter Four

Download Published Pricing Information

Chapter Objectives

- Perform a Current Price List download by Product Family
- Perform a Current Price List download by Entire Price List
- Perform a Price History List Report download
- Perform a Service Price List download
- Perform a Legacy Price List download

Definitions

Additions / Adds - New products that have been added to Cisco's published price list.

ASCII flat file – A downloaded file that is of a format, which can easily be read into any database using importing tools available with the database.

Current Price List– Refers to the Global/Wholesale Price List which contain product(s) that are currently supported or actively marketed by Cisco Systems.

Deletions / Removed - Products that have been deleted from Cisco's published price list.

Global Price Lists – A price list for worldwide customers that contains published product price information in the stated currency for the applicable region, country, or location.

History Date Range – The date range to retrieve product added, removed and changes within a published price list(s).

Legacy Price List – A list of published spare products, which are orderable but no longer supported or actively marketed by Cisco Systems.

Microsoft Excel for Windows and Mac OS – The file format that downloads the Price List information to Microsoft Excel for Windows and for Mac OS. The Excel File will be set up in Microsoft Excel '95 if the version of Excel is not indicated.

Microsoft Excel 1995 for Windows and Mac OS – The file format that downloads the Price List information to Microsoft Excel for Windows and for Mac OS. The Excel File will be set up in Microsoft Excel '95 version.



Microsoft Excel 1997 for Windows and Mac OS – The file format that downloads the Price List information to Microsoft Excel for Windows and for Mac OS. The Excel File will be set up in Microsoft Excel '97 version.

Price List History Additions Report – A report that shows which new products have been added to Cisco Systems published price lists.

Price List History Changes Report – A report that shows which products on the published price list were changed. These include changes to the product description, discount code, or product price.

Price List History Deletions Report – A report that shows which new products have been deleted from Cisco Systems published price lists.

Price List History Report – A report that displays additions, deletions, or changes since the last daily publication of Cisco Systems published price lists. The changes could be regarding description, discount code, and/or price.

Product Description – A word or phrase unique enough to identify a Cisco product or family. For example, if you search for "memory" you will retrieve all products with memory in their product description.

Product Family – Cisco Systems provides a complete line of products to meet the needs of your growing Internetwork. Products are divided into various categories or Families from the Cisco7000 and Cisco7500 series to maintenance and installation.

Product Number – A string of characters or symbols representing a Cisco product. Examples include: Cisco7010, MEM-1X8F, or CAB-X21MT.

Space-delimited text – A text file download format that is an option on the Price List or Price List History Download menu.

Service Price List – The Service Price List maps service product numbers to service levels, and shows product to service relationship. The Service Price List is available in the download format only.

Wholesale Price Lists – A price list for 2-tier channel partners that contains published product price information in the stated currency for the applicable region, country, or location.



Perform a Current Price List Download by Product Family

The figures described below shows how to download a Pricing Tool price list by product family. You can use this feature to download the Cisco product family or product families and the associated published product price information when you are not accessing the Cisco website

Step	To Do This	What You Do
J.1	Select download type	Click the Current Price List link to download the current price lists The Current Price List field is highlighted in bold lettering
J.2	Choose a price list	Use the drop down menu to choose a price list you are entitled to view according to your profile The price list field is filled with the price list chosen
J.3	Download by Product Family	Click the radio button to select search by Product Family (See Figure J.1) The radio button will be marked as the chosen search feature
J.4	Choose file format type for downloading	Click the radio button to select file format type for downloading (See Figure J.1) The radio button will be marked as the chosen file format type
J.5	Continue with the download	Click the Submit button to bring you to the next page to choose a Product Family to search and view product pricing information (See Figure J.1) You are brought to another screen to choose a product family
J.6	Choose a product family	Use the drop down menu to choose a product family in which you would like to view published product pricing information (See Figure J.2) You can choose more than one product family The product family field(s) is highlighted
J.7	Choose a download file type	Click the radio button to select a file download type (See Figure J.2) The radio button will be marked as the chosen file type



Continued from the previous page

Step	To Do This	What You Do
J.8	Continue with the download	<p>Click the Next button to continue the download (See Figure J.2)</p> <p>You are brought to the next window verifying the download choices</p>
J.9	Verify chosen download information	<p>Check the chosen price list, product family(s), and file format for downloading (See Figure J.3)</p> <p>If the chosen options are incorrect hit the Back button to go back and choose the desired download options</p> <p>The chosen download options are displayed for verification</p>
J.10	Perform download	<p>Click the Submit button to download the chosen product family(s) and price list (See Figure J.4)</p> <p>Depending on your web browser and download type chosen, you will have the option to save the file, view the file, or open and file the view. This is controlled by your computer and web browser settings and is not related to the Pricing Tool</p>

Figure J.1

J.1
Choose Current Price List type

J.2
Choose a price list using the drop down menu

J.3
Click the radio button for Select by Product Family

J.4
Choose a file format type for downloading

J.5
Click the Submit button to continue with download

From this page you can download the Current Price Lists.

1. Select Price List:

Global Price List in US Dollars

2. Select Download Type:

- Select by Product Family
- Select by Entire Price List

File Format

- Compressed Microsoft Excel File for Windows and Mac OS
- Compressed Space-Delimited Text File
- Microsoft Excel File for Windows and Mac OS
- Space-Delimited Text File
- Ascii Flat File

Note: When downloading pricing information in a Microsoft Excel File Format, the data may display in multiple worksheets.

Submit

Figure J.2

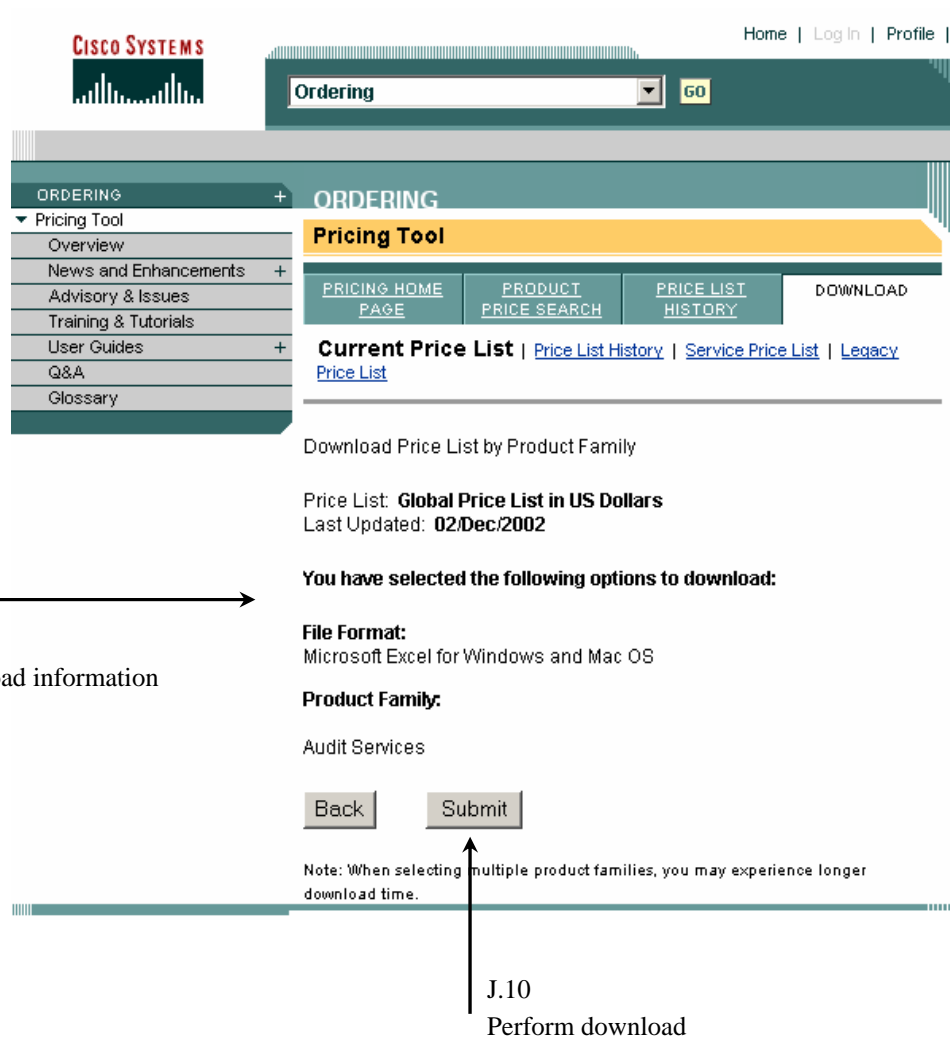
The screenshot shows the Cisco Pricing Tool interface. At the top, there is a navigation bar with 'Home | Log In | Profile |' and a search box containing 'Ordering' with a 'GO' button. Below this is a main menu with 'ORDERING' expanded to show 'Pricing Tool'. The 'Pricing Tool' section includes a sidebar with links like 'Overview', 'News and Enhancements', 'Advisory & Issues', 'Training & Tutorials', 'User Guides', 'Q&A', and 'Glossary'. The main content area has a 'Pricing Tool' header with buttons for 'PRICING HOME PAGE', 'PRODUCT PRICE SEARCH', 'PRICE LIST HISTORY', and 'DOWNLOAD'. Below these are links for 'Current Price List', 'Price List History', 'Service Price List', and 'Legacy Price List'. A section titled 'Download Price List by Product Family.' shows the 'Price List: Global Price List in US Dollars' last updated on 02/Dec/2002. A 'Product Family:' dropdown menu is open, listing various product families such as 'Audit Services', 'Cables and Accessories for All Router Platforms', 'Catalyst 2820', 'Catalyst 2900', 'Catalyst 2900 LRE', 'Catalyst 2950', 'Catalyst 3000', 'Catalyst 3200', 'Catalyst 3500 XL Series', 'Catalyst 3550 Series', and 'Catalyst 3900'. A 'Next' button is visible at the bottom of the page.

J.6
Choose the product family(s) for download. Note maximum number of selections

J.7
Choose a download file type

J.8
Continue with the download

Figure J.3



The screenshot shows the Cisco Systems website's 'Ordering' section. A navigation menu on the left includes 'Pricing Tool', 'Overview', 'News and Enhancements', 'Advisory & Issues', 'Training & Tutorials', 'User Guides', 'Q&A', and 'Glossary'. The main content area is titled 'ORDERING Pricing Tool' and contains several buttons: 'PRICING HOME PAGE', 'PRODUCT PRICE SEARCH', 'PRICE LIST HISTORY', and 'DOWNLOAD'. Below these buttons, there is a link for 'Current Price List' with sub-links for 'Price List History', 'Service Price List', and 'Legacy Price List'. A section titled 'Download Price List by Product Family' displays the selected price list as 'Global Price List in US Dollars' with a last update date of '02/Dec/2002'. A summary of selected options is shown: 'File Format: Microsoft Excel for Windows and Mac OS' and 'Product Family: Audit Services'. At the bottom of this section are 'Back' and 'Submit' buttons. A note states: 'Note: When selecting multiple product families, you may experience longer download time.' Two callout boxes are present: 'J.9 Verify chosen download information' with an arrow pointing to the 'Submit' button, and 'J.10 Perform download' with an arrow pointing to the 'Submit' button.

J.9
Verify chosen download information

J.10
Perform download



Download a Current Price List Download by Entire Price List

The figures described below shows how to download a Pricing Tool price list by entire price list. You can use this feature to download the entire price list for and the associated published product price information when you are not accessing the Cisco Ordering Site

Step	To Do This	What You Do
K.1	Select download type	Click the Current Price List link to download current price lists The Current Price List field is highlighted in bold lettering
K.2	Choose a price list	Use the drop down menu to choose a price list you are entitled to view according to your profile The price list field is filled with the price list chosen
K.3	Download by Product Family	Click the radio button to select search by Entire Price List (See Figure K.1) The radio button will be marked as the chosen search feature
K.4	Choose file format type for downloading	Click the radio button to select file format type for downloading (See Figure K.1) The radio button will be marked as the chosen file format type
K.5	Perform download	Click the Submit button to download the chosen product family(s) and price list (See Figure K.1) Depending on your web browser and download type chosen, you will have the option to save the file, view the file, or open and file the view. This is controlled by your computer and web browser settings and is not related to the Pricing Tool When downloading Space Delimited Text files, please open the files with Microsoft WordPad to view the data properly

Figure K.1

K.1
Choose Current Price List type

Home | Log In | Profile |

Ordering [GO]

ORDERING + ORDERING

Pricing Tool

Overview

News and Enhancements +

Advisory & Issues

Training & Tutorials

User Guides +

Q&A

Glossary

PRICING HOME PAGE

PRODUCT PRICE SEARCH

PRICE LIST HISTORY

DOWNLOAD

Current Price List | [Price List History](#) | [Service Price List](#) | [Legacy Price List](#)

From this page you can download the Current Price Lists.

1. Select Price List:

Global Price List in US Dollars

2. Select Download Type:

Select by Product Family

Select by Entire Price List

File Format

Compressed Microsoft Excel File for Windows and Mac OS

Compressed Space-Delimited Text File

Microsoft Excel File for Windows and Mac OS

Space-Delimited Text File

Ascii Flat File

Note: When downloading pricing information in a Microsoft Excel File Format, the data may display in multiple worksheets.

Submit

K.2
Choose a price list using the drop down menu

K.3
Click the radio button for Select by Entire Price List

K.4
Choose a file format type for downloading

K.5
Click the Submit button to continue with download

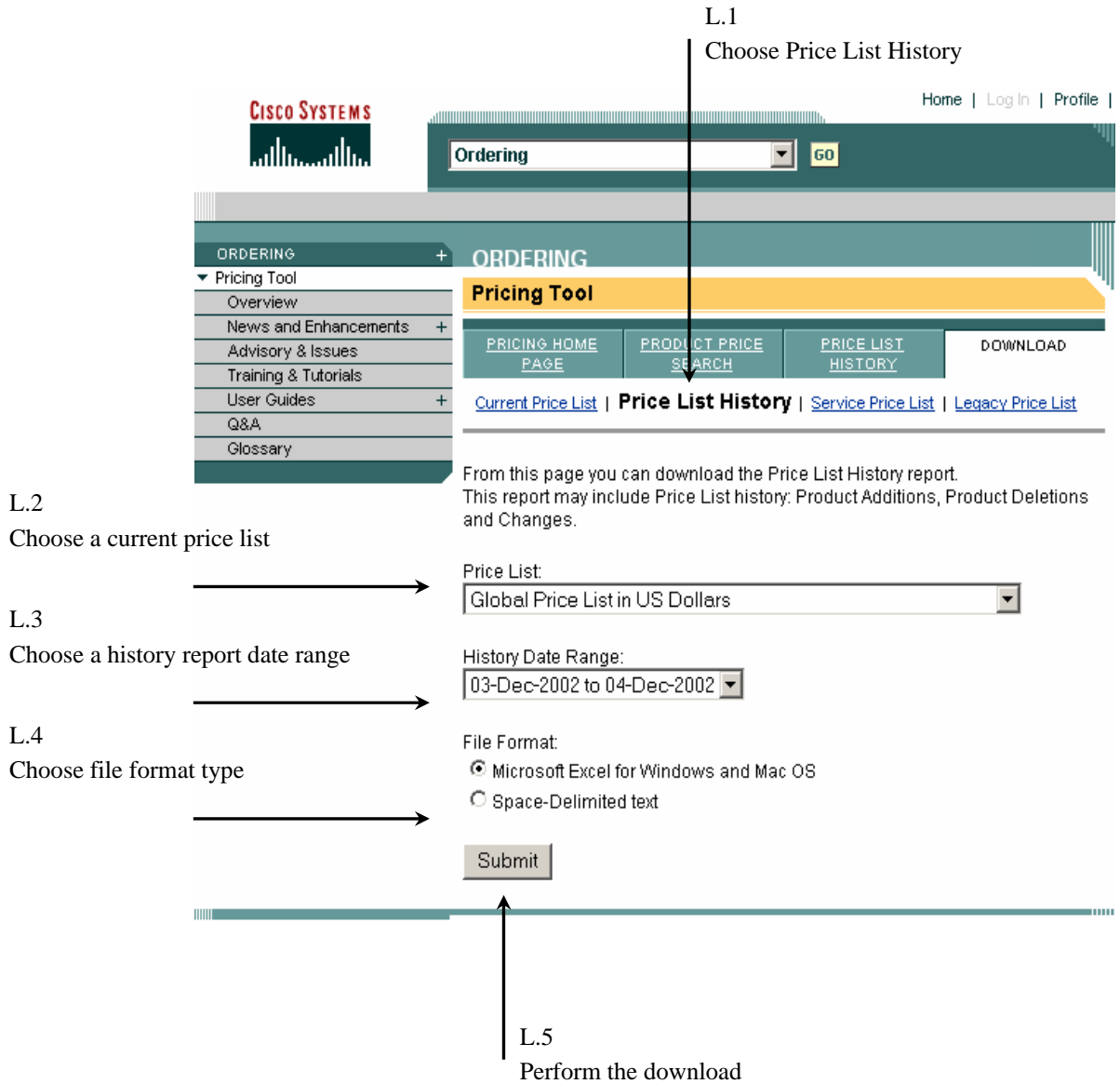


Perform a Price List History Report Download

The figures described below show how to download a Price List History report. You can use this feature download/view a combination of the additions, deletions, and changes of the published product information. This is different than viewing the reports online, as the online reports only allow you to view a report on additions or deletions or changes. However the history date ranges are the same for either online or download reports.

Step	To Do This	What You Do
L.1	Select download type	Click the Price List History link to download the current price lists The Price List History field is highlighted in bold lettering
L.2	Choose a current price list	Use the drop down menu to choose a price list you are entitled to view according to your profile (See Figure L.1). The price list field is filled with the price list chosen
L.3	Choose a history report date range	Use the drop down menu to choose a History Date Range. Historical reports are available only for the date ranges displayed (See Figure L.1). The History Date Range field is filled with the date range chosen
L.4	Choose file format type for downloading	Click the radio button to select file format type for downloading (See Figure L.1) The radio button will be marked as the chosen file format type
L.5	Perform download	Click the Submit button to download the chosen product family(s) and price list (See Figure L.1) Depending on your web browser and download type chosen, you will have the option to save the file, view the file, or open and file the view. This is controlled by your computer and web browser settings and is not related to the Pricing Tool

Figure L.1



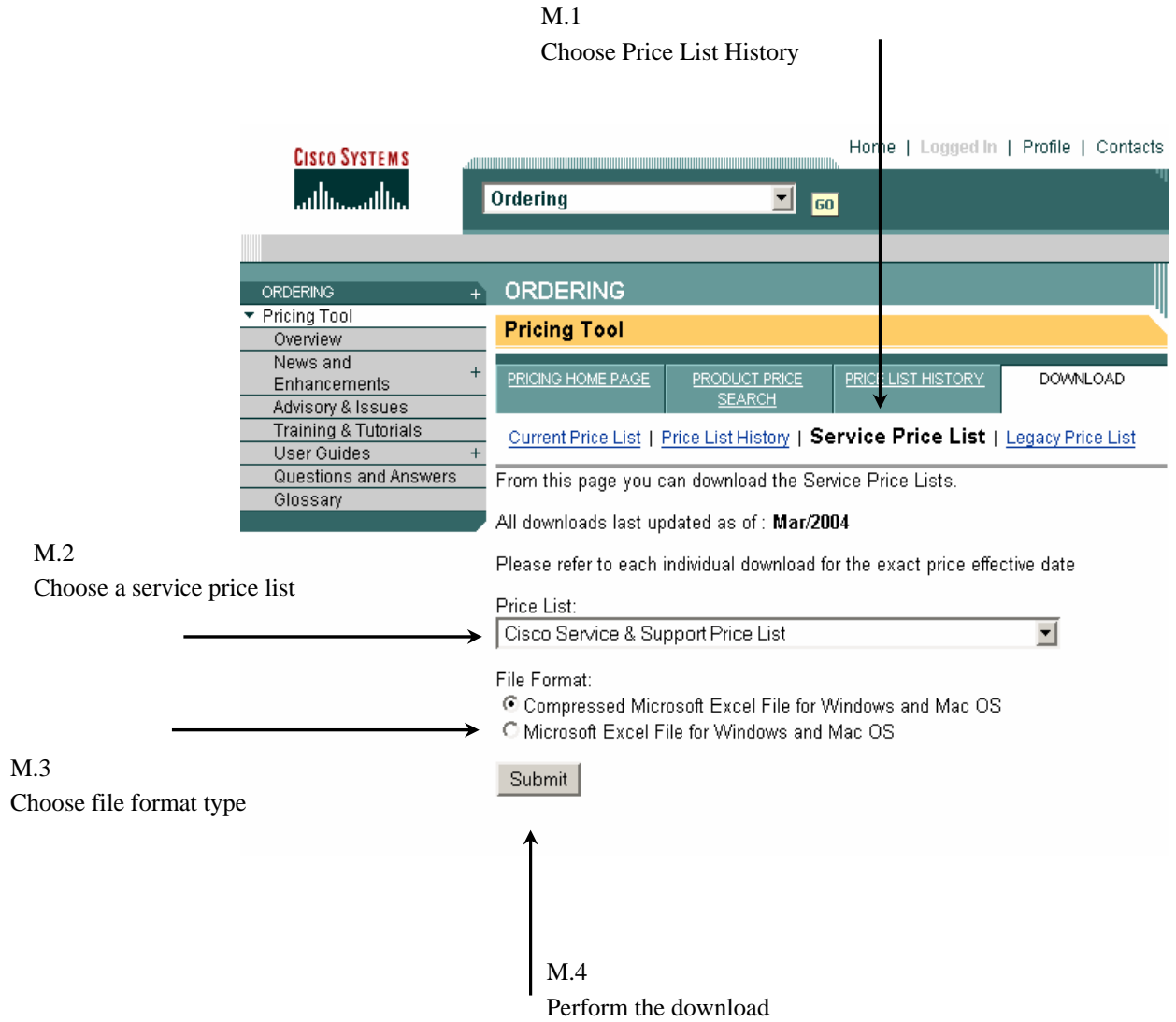


Download a Service Price List

The figures described below shows how to download a service price list. You can use this download to view published service pricing information for different levels of service.

Step	To Do This	What You Do
M.1	Select download type	Click the Service Price List link to download the service price list. Not all users will be able to download this price list. The Service Price List field is highlighted in bold lettering
M.2	Choose a price list	Use the drop down menu to choose a service price list (See Figure M.1) The price list filed is filled with the service price list chosen
M.4	Choose file format type for downloading	Click the radio button to select file format type for downloading (See Figure M.1) The radio button will be marked as the chosen file format type
M5	Perform download	Click the Submit button to download the chosen product family(s) and price list (See Figure M.1) Depending on your web browser and download type chosen, you will have the option to save the file, view the file, or open and file the view. This is controlled by your computer and web browser settings and is not related to the Pricing Tool

Figure M.1



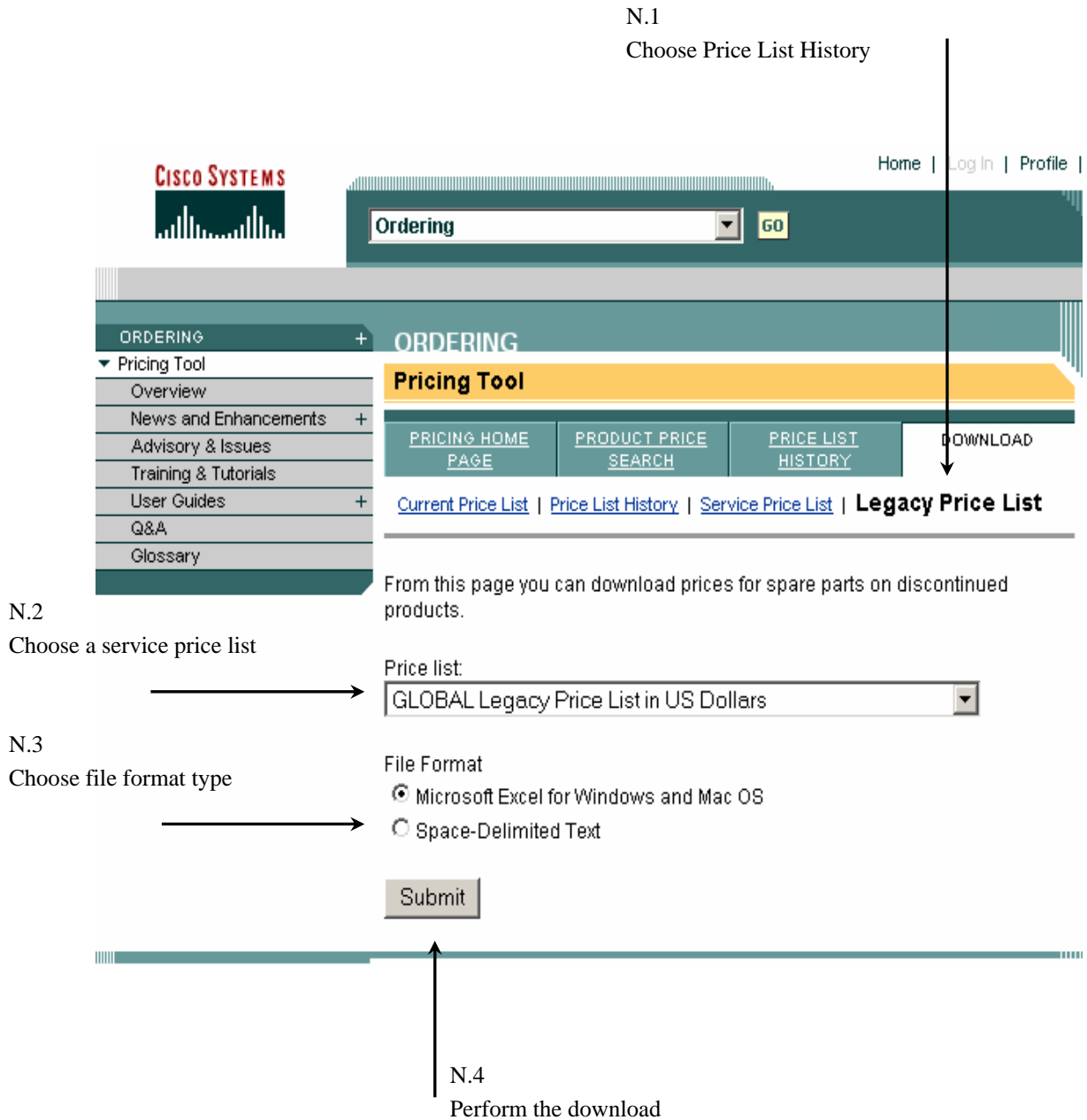


Perform a Legacy Price List Download

The figure described below shows how to read and interpret the information from a Legacy Price List. You can use the Legacy Price List to download published spare products, which are orderable but no longer supported or actively marketed by Cisco.

Step	To Do This	What You Do
N.1	Select price list type	Click the Legacy Price List link to view the legacy price lists The Legacy Price List field is highlighted in bold lettering
N.2	Choose a legacy price list	Use the drop down menu to choose a legacy price lists you are entitled to view according to your profile (See Figure N.1) The legacy price list field is filled with the price list chosen
N.3	Choose file format type for downloading	Click the radio button to select file format type for downloading (See Figure N.1) The radio button will be marked as the chosen file format type
N.4	Perform download	Click the Submit button to download the chosen product family(s) and price list (See Figure N.1) Depending on your web browser and download type chosen, you will have the option to save the file, view the file, or open and file the view. This is controlled by your computer and web browser settings and is not related to the Pricing Tool

Figure N.1





Glossary of Terms

ASCII flat file – A downloaded file that is of a format, which can easily be read into any database using importing tools available with the database.

Browser – The application used to access the World Wide Web. Examples include: Netscape, Microsoft Internet Explorer. Please refer to your browser's on-line help documentation for additional information.

Cisco Connection Online (CCO) – Cisco Systems site for product information and online ordering. A username and password grant access to the site and Commerce Tools. Users are granted access to functionality depending on their contract type.

Current Price List– Refers to the Global/Wholesale Price List which contain product(s) that are currently supported or actively marketed by Cisco Systems

Global Price Lists – A price list for worldwide customers that contains published product price information in the stated currency for the applicable region, country, or location.

History Date Range – The date range to retrieve product added, removed and changes within a published price list(s).

Last Update Date – The last updated date that the Global, Wholesale, and Legacy price lists have been refreshed.

Legacy Price List – A list of published spare products, which are orderable but no longer supported or actively marketed by Cisco Systems.

Microsoft Excel for Windows and Mac OS – The file format that downloads the Price List information to Microsoft Excel for Windows and for Mac OS. The Excel File will be set up in Microsoft Excel '95 if the version of Excel is not indicated.

Microsoft Excel 1995 for Windows and Mac OS – The file format that downloads the Price List information to Microsoft Excel for Windows and for Mac OS. The Excel File will be set up in Microsoft Excel '95 version.

Microsoft Excel 1997 for Windows and Mac OS – The file format that downloads the Price List information to Microsoft Excel for Windows and for Mac OS. The Excel File will be set up in Microsoft Excel '97 version.



Packaged Services – A set of Cisco-delivered service offerings tailored to the unique needs of the 2-Tier Channel model. The Cisco Package Service product category is only available on the Wholesale Price List. The index numbers 1-18 are assigned to each package service category indicating the required level of support and product complexity, 18 being the highest level. In the case of N/A, the product is not eligible for the packaged service category or no package service category is applied.

Price List History Additions Report – A report that shows which new products have been added to Cisco Systems published price lists.

Price List History Changes Report – A report that shows which products on the published price list were changed. These include changes to the product description, discount code, or product price.

Price List History Deletions Report – A report that shows which new products have been deleted from Cisco Systems published price lists.

Price List History Report – A report that displays additions, deletions, or changes since the last daily publication of Cisco Systems published price lists. The changes could be regarding description, discount code, and/or price. The report is available with a historical date range of one day (Daily), seven days (Weekly), and one calendar month (Monthly). On the downloadable version, Weekly and Monthly price list history reports are a summation of all transactions that have occurred to a product. Transactions can include product additions, deletions, and/or changes.

Product Description – A word or phrase unique enough to identify a Cisco product or family. For example, if you search for "memory" you will retrieve all products with memory in their product description.

Product Family – Cisco Systems provides a complete line of products to meet the needs of your growing Internetwork. Products are divided into various categories or Families from the Cisco7000 and Cisco7500 series to maintenance and installation.

Product Number – A string of characters or symbols representing a Cisco product. Examples include: Cisco7010, MEM-1X8F, or CAB-X21MT.

Service Category – The Service Category notation on the price list relates to the System Integrator Support Program: "Cisco Partner Support Essentials". The letters A, B, C, D, or S indicates the service category for that product. In the case of "N/A", a product is either not eligible for the Service Category or no Service Category is yet to be applied

Service Category A – Service Category A indicates high sophisticated software content with the longest service life.



Service Category B – Service Category A indicates advanced software content with a long service life.

Service Category C – Service Category A indicates standard software content with a medium service life.

Service Category D – Service Category A indicates some software content with a short service life.

Service Category S – Service Category S indicates non-ISO software content

Service Category N/A – Service Category N/A indicates that a product is not eligible for a Service Category or is eligible but its Service Category value has yet to be assigned.

Service Price List – The Service Price List maps service product numbers to service levels, and shows product to service relationship. The Service Price List is available in the download format only.

Space-delimited text – A text file download format that is an option on the Price List or Price List History Download menu.

Wholesale Price Lists – A price list for 2-tier channel partners that contains published product price information in the stated currency for the applicable region, country, or location.