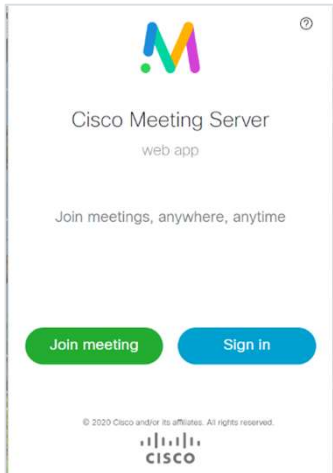


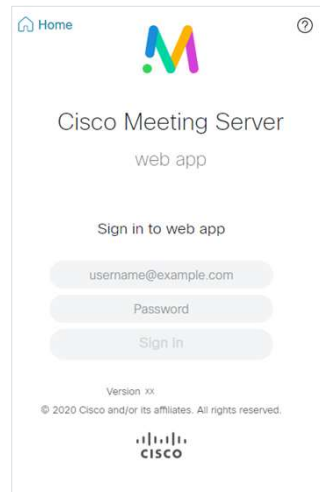
# Navigating your list of spaces

**A space is a virtual meeting room.**  
Use it to communicate with video, audio, and screen share. You can invite people to your meetings.

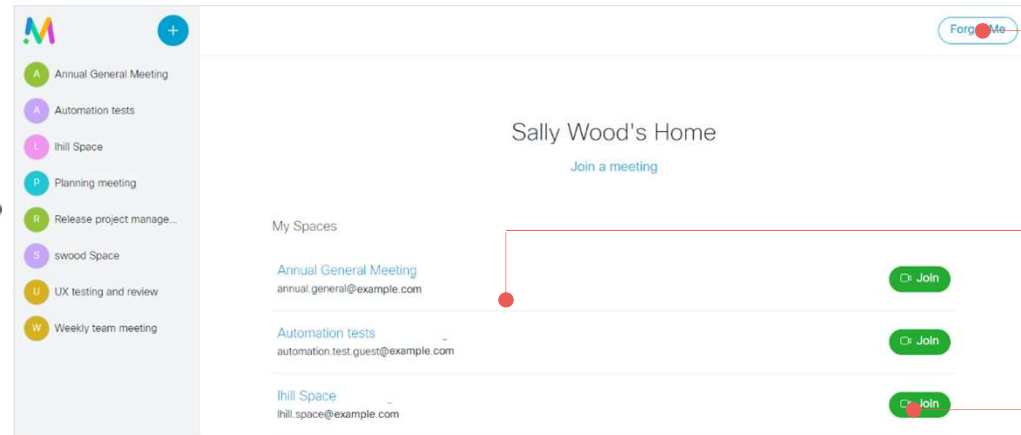
1. Sign into the web app



2. Enter your username and password



3. From the home page, you can see your spaces



Click here to exit web app

Click on a space name to view joining details – see step 4

Click **Join** if you want to start or join a meeting in one of your spaces

4. Select any space to see more details

Click here if you want to rename your space

Click here to delete your space

Space details contain one or more joining methods which you can use to invite participants

Click to copy or email the invite details to send to other participants

Click here to edit join information, For instructions, see 'How to edit or delete a space'

