

Clear Image Deleted Alerts

Contents

[Introduction](#)

[Requirements](#)

[Components Used](#)

[Background Information](#)

[Troubleshooting Methods](#)

[Re – Install Package Bundle](#)

[Delete Policy](#)

[Modify Package Version](#)

[Related Information](#)

Introduction

This document describes three methods to clear image-deleted alerts on the Unified Computing System Manager Domain.

Requirements

Cisco recommends that you have knowledge of these topics:

- Unified Computing System Manager Domain (UCSM).

Components Used

- UCS Manager.
- Managing policies in UCSM.

The information in this document was created from the devices in a specific lab environment. All of the devices used in this document started with a cleared (default) configuration. If your network is live, ensure that you understand the potential impact of any command.

Background Information

Image-deleted error messages are caused by the removal of firmware bundle packages that are still referenced within a Host Firmware package.

Severity	Code	ID	Affected object	Cause	Last Transition	Description
▼	F0436	66868901	org-root/fw-host-pa...	image-deleted	2023-11-16T16:09:20Z	adaptor image with v...
▼	F0436	66868899	org-root/fw-host-pa...	image-deleted	2023-11-16T16:09:20Z	adaptor image with v...
▼	F0436	66868897	org-root/fw-host-pa...	image-deleted	2023-11-16T16:09:20Z	adaptor image with v...
▼	F0436	66868895	org-root/fw-host-pa...	image-deleted	2023-11-16T16:09:20Z	adaptor image with v...
▼	F0436	66868903	org-root/fw-host-pa...	image-deleted	2023-11-16T16:09:20Z	host-controller ima...

Total: 104 Selected: 1

Details

Summary	Properties
Severity : ▼ Major/None	Affected object : org-root/fw-host-pack-test_HFE/ pack-image-Cisco Systems Inc UCSB-VIC-M84-4P adaptor
Last Transition : 2023-11-16T16:09:20Z	Description : adaptor image with vendor Cisco Systems Inc, model UCSB-VIC-M84-4P and version 5.2(3e) is deleted
Actions	ID : 66868901 Type : management
Acknowledge Fault	

Troubleshooting Methods

Re – Install Package Bundle

Step 1. Download the software bundle from software.cisco.com.

Step 2. To see the image-deleted fault, navigate to the **Equipment tab > Faults** and select the alert.

Severity	Code	ID	Affected object	Cause	Last Transition	Description
▼	F0436	66868901	org-root/fw-host-pa...	image-deleted	2023-11-16T16:09:20Z	adaptor image with v...
▼	F0436	66868899	org-root/fw-host-pa...	image-deleted	2023-11-16T16:09:20Z	adaptor image with v...
▼	F0436	66868897	org-root/fw-host-pa...	image-deleted	2023-11-16T16:09:20Z	adaptor image with v...
▼	F0436	66868895	org-root/fw-host-pa...	image-deleted	2023-11-16T16:09:20Z	adaptor image with v...
▼	F0436	66868903	org-root/fw-host-pa...	image-deleted	2023-11-16T16:09:20Z	host-controller ima...

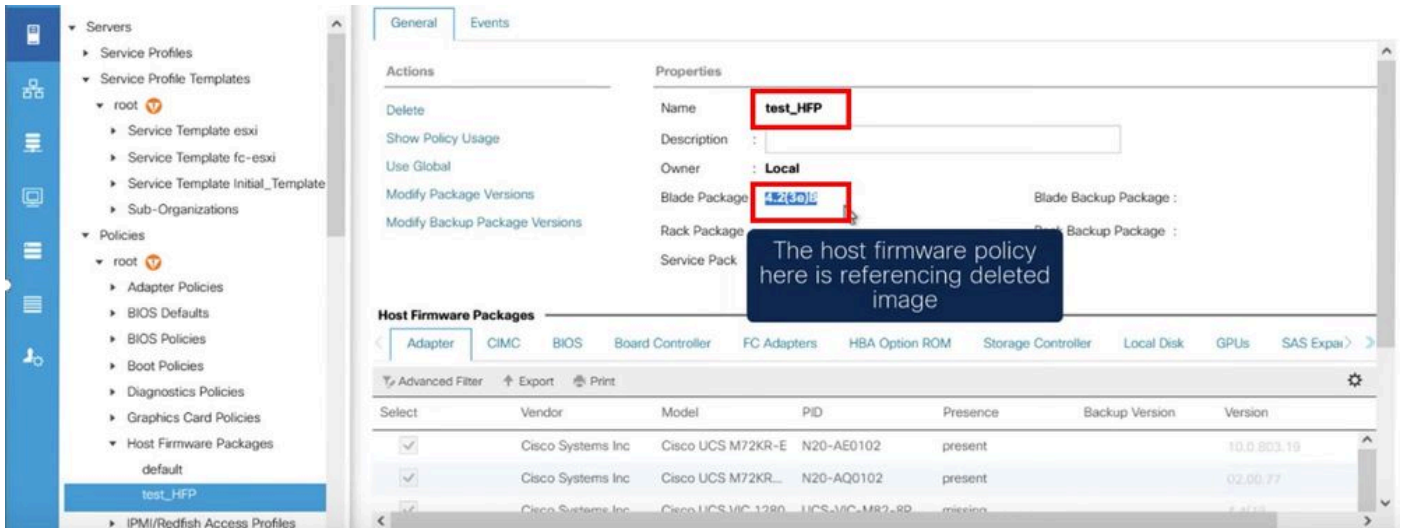
Total: 104 Selected: 1

Details

Summary	Properties
Severity : ▼ Major/None	Affected object : org-root/fw-host-pack-test_HFE/ pack-image-Cisco Systems Inc UCSB-VIC-M84-4P adaptor
Last Transition : 2023-11-16T16:09:20Z	Description : adaptor image with vendor Cisco Systems Inc, model UCSB-VIC-M84-4P and version 5.2(3e) is deleted
Actions	ID : 66868901 Type : management
Acknowledge Fault	

The name of host firmware policy referencing deleted image

Step 3. Navigate through the **Equipment tab > Firmware Management > Downloads** tasks, then click on **Add** near the bottom of the screen to download the bundle.



Download Firmware

Location of the Image File:

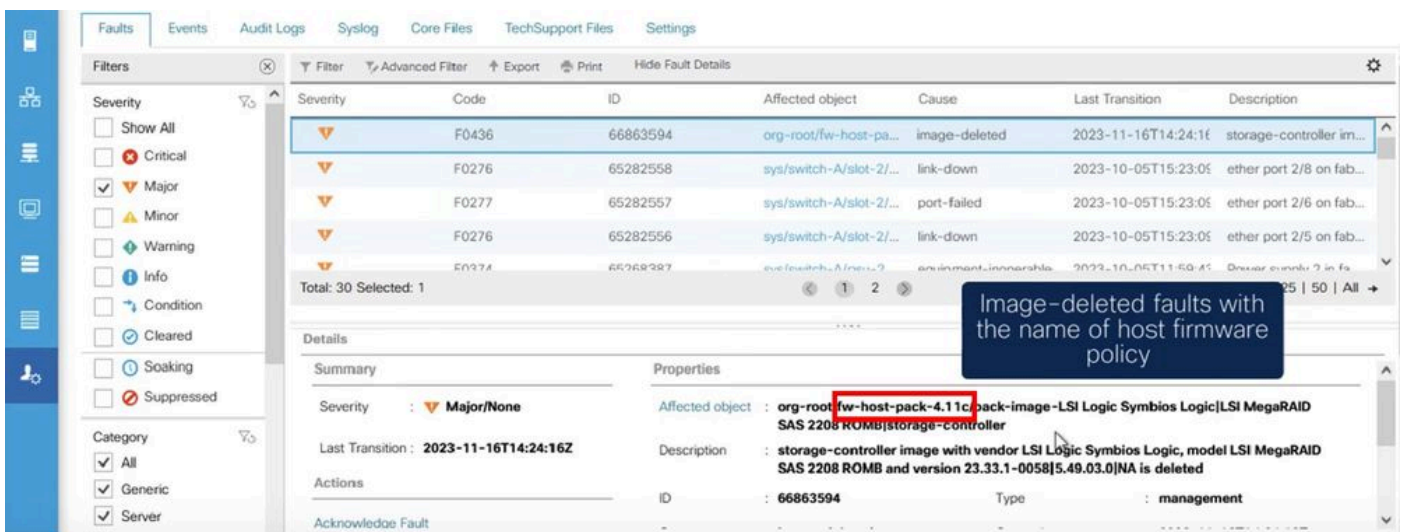
Local File System Remote File System

Filename : **ucs-k9-bundle-b-...ies.4.2.3e.B.bin**

Re-download the package

Delete Policy

Step 1. Navigate to the specific policy that the affected object is referencing.



Step 2. Navigate through **Servers tab > Policies > Host Firmware Packages** and select the affected policy.

Step 3. Under the previously selected affected policy, click **“Show policy Usage”** to confirm no current service profiles or templates are using this policy.

The screenshot shows the BMC web interface with the 'Policies' menu expanded to 'Host Firmware Packages'. The policy '4.11c' is selected. In the 'Actions' panel, 'Show Policy Usage' is highlighted with a red box. A callout box with the text 'Ensure that this policy is not being used' points to the 'Properties' section.

Service Profiles/Templates Including 4.11c

Service Profiles/Templates

The policy 4.11c is included in the service profiles/templates listed in the table below.

Advanced Filter Export Print

Name	Assoc State	Overall Status	Server
No data available			

Ensure that this policy is not being used

Step 4. Select delete.

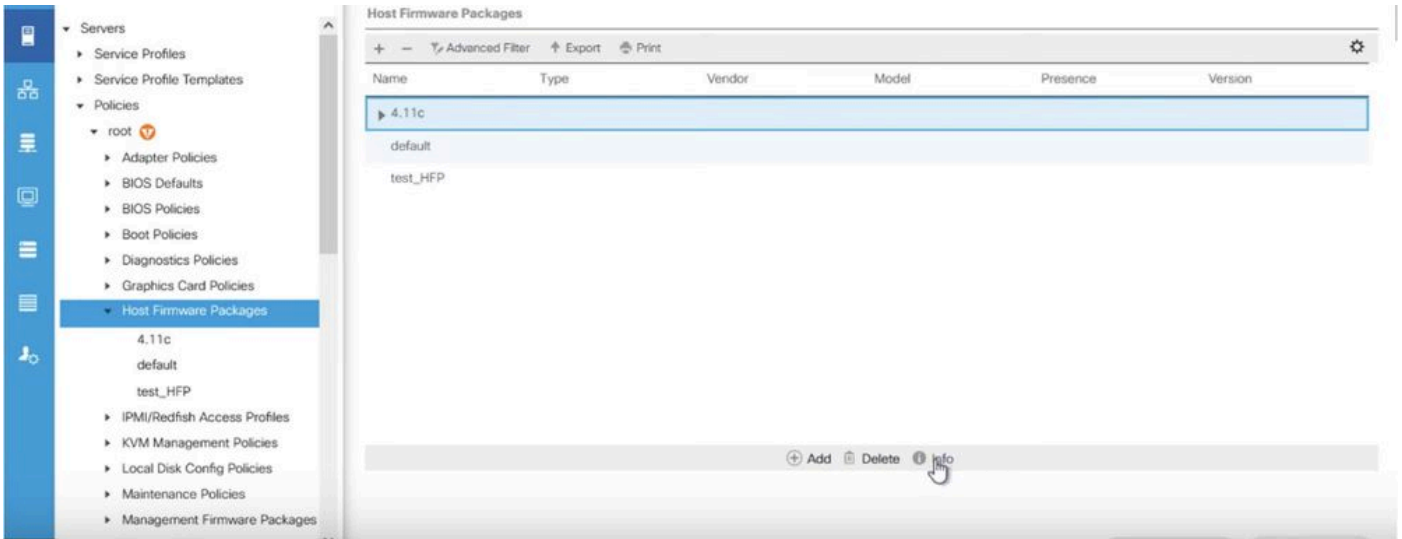
The screenshot shows the BMC web interface with the 'Policies' menu expanded to 'Host Firmware Packages'. The policy '4.11c' is selected. A right-click context menu is open over the policy name, with 'Delete' highlighted by a red box. A callout box with the text 'Right-click and delete policy' points to the 'Delete' option.



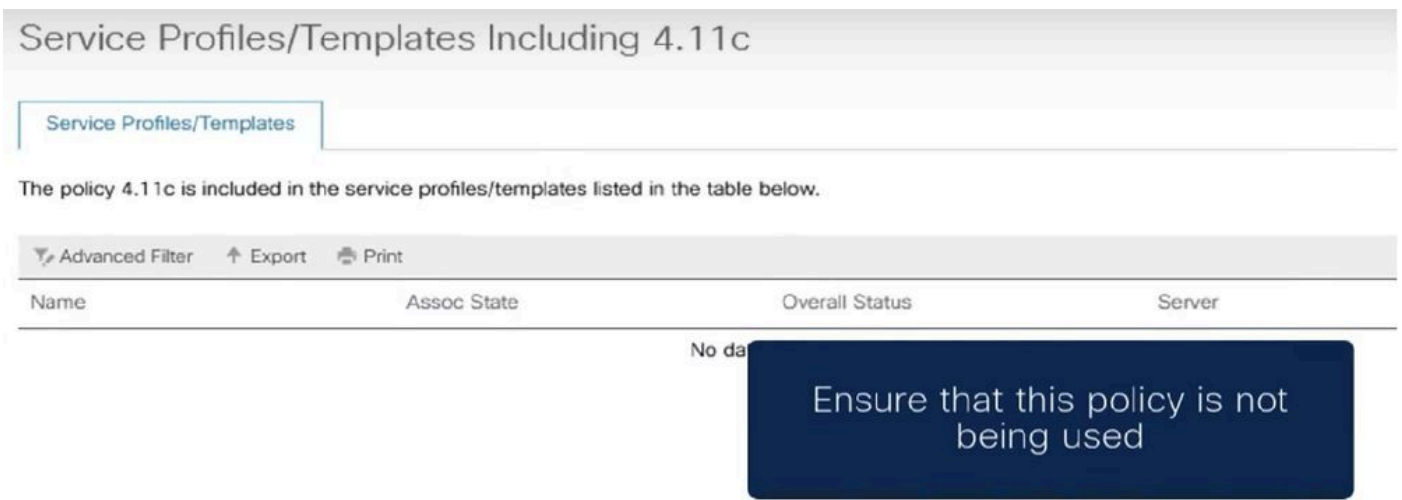
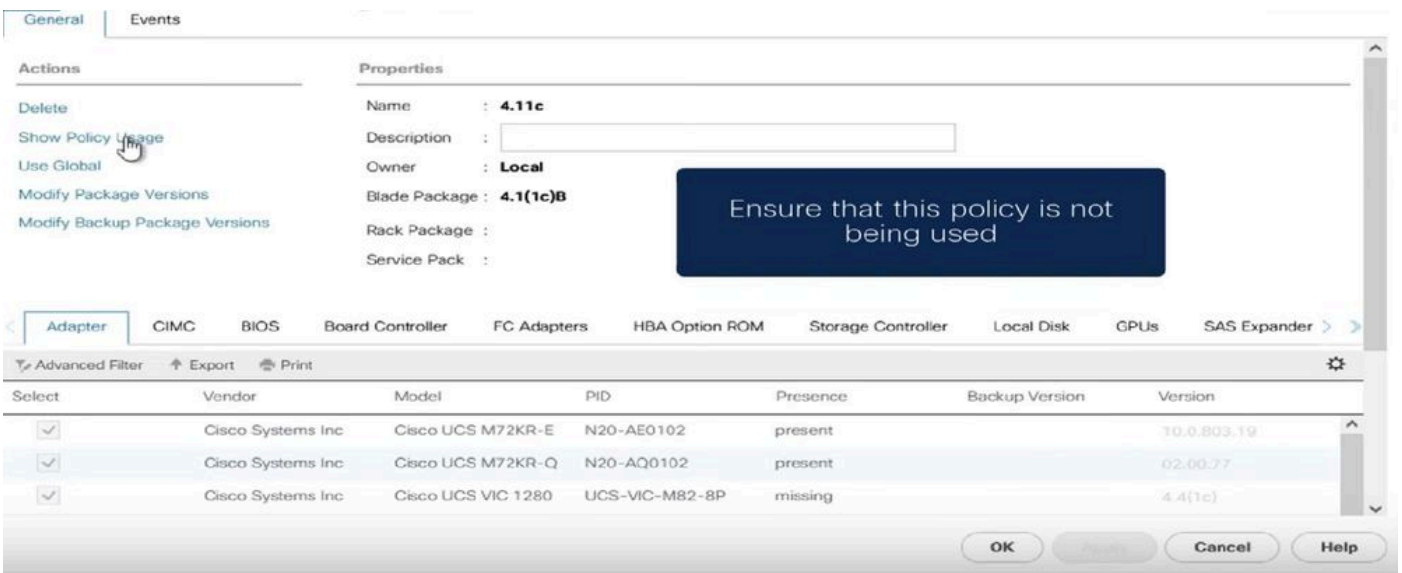
Note: As a best practice, ensure that the package version is not currently in use in any service profile template by selecting show policy usage. If it is not in use, proceed to delete the policy by right-clicking on it and selecting delete.

Modify Package Version

Step 1. Navigate through **Servers tab > Policies > Host Firmware Packages >** On the right pane, select the affected policy then click on **Info**.



Step 2. Under the affected policy previously selected, click on **“Show policy Usage”** to confirm no current service profiles or templates are using this policy.



Step 3. Select **“Modify Package Versions”** and, either remove or replace the Blade or Rack Package bundle it is referencing, then choose **“Apply”** to save the changes.

Properties for: 4.110 Modify Package Versions

Blade Package :

Rack Package : **<not set>**

Service Pack : 4.1(3b)B

The images from Service Pack will take precedence over the images from Blade or Rack Package

Excluded Components:

- Adapter
- BIOS
- Board Controller
- CIMC
- FC Adapters
- Flex Flash Controller
- GPUs
- HBA Option ROM
- Host NIC
- Host NIC Option ROM
- Local Disk
- NVME Mswitch Firmware
- PSU

Set it to <not set> or to the correct version that exist

OK Apply Cancel Help

Select	Vendor	Version
<input checked="" type="checkbox"/>	Cisco Sys	10.0.803
<input checked="" type="checkbox"/>	Cisco Sys	02.00.77
<input checked="" type="checkbox"/>	Cisco Sys	4.4(1a)



Note: The previously mentioned troubleshooting steps are not disruptive.

Related Information

[Clear "Image Deleted" Alerts Video](#)

[Managing host firmware packages](#)

software.cisco.com