

Understand AP Join Issues Related to Regulatory Mismatch and -ROW Domain

Contents

[Introduction](#)

[Understand the right domain for your country and Versions](#)

[-ROW domain specifics](#)

[Configure the Catalyst 9800 WLC for the non -ROW/fixed domain Access Point](#)

[Configure the Catalyst 9800 WLC for the -ROW Access Point](#)

[Verify : do you have a country code mismatch ?](#)

[Troubleshoot](#)

[Signs of country code mismatches](#)

[-ROW domain APs](#)

Introduction

This document describes how to understand AP join issues relating to domain mismatch or -ROW domain specificities.

Understand the right domain for your country and Versions

Cisco has unified domain C,D,I,G,H,K,N,L,M,S and T into the -ROW (Rest Of World) domain, which starts with the 9124 and 9136 access points, continuing with the 916X APs. Other domains are still manufactured separately and do not require any particular procedure or change in the way they operate. However, it is important to note that certain countries have recently changed regulatory domains and it is therefore important to validate the right domain for your country and version.

The easiest way to figure out which regulatory domain suits your country for a given AP model and release is to check the configuration guide for that version. For example, [the 17.12 configuration guide](#) table 1 and 3 show the right domain, in that version, for available countries. If your country is not mentioned, check with your authorities if you can use a neighboring country code or check with your Cisco account team about adding your country code to the product.

Verify this section for the right software version you intend to run on your 9800 WLC.

This also allows you to identify 6GHz band availability in your country.



Note: RMA on an incorrectly ordered PID (wrong country code) cannot be processed by Cisco TAC. Please reach out to your accounts/sales team for further help with this.

-ROW domain specifics

As of writing this document, the new WIFI 6E APs 916x access points can be shipped using -ROW models for selected countries that do not match any of the largest regulatory domains or needed unique regulatory constraints.

Cisco IOS® XE release 17.6 and later provide support for -ROW domain access points and the list of countries targeted by -ROW continues to grow with later releases.

The -ROW APs maintain a power table of all countries under the -ROW domain and apply the right channel and power settings when they join a 9800 WLC and when they receive a country code, assigned by the 9800 configuration.

The list of countries that are part of the ROW domain depends on the AP model and the software version and constantly evolves.

If you want to know if a specific release for a specific AP model supports 6GHz in a specific country or is

part of the -ROW domain, check the document titled "Detailed Channels and Maximum Power Settings for Cisco Catalyst Wireless <AP model>".

For example, for 9166 you can find this list of documents: [Detailed Channels and Maximum Power Settings for Cisco Catalyst Wireless](#)

Technical References

- [Detailed Channels and Maximum Power Settings for Cisco Catalyst Wireless 9166D1 Access Point, Release 17.12.1 \(XLSX - 28 MB\)](#)
- [Detailed Channels and Maximum Power Settings for Cisco Catalyst Wireless 9164I and 9166I Access Points, Release 17.12.1 \(XLSX - 24 MB\)](#)
- [Detailed Channels and Maximum Power Settings for Cisco Catalyst Wireless 9164I and 9166I Access Points, Release 17.11.1 \(XLSX - 22 MB\)](#)
- [Detailed Channels and Maximum Power Settings for Cisco Catalyst Wireless 9164I and 9166I Access Points, Release 17.9.2 \(XLSX - 21 MB\)](#)
- [Detailed Channels and Maximum Power Settings for Cisco Catalyst Wireless 9164I and 9166I Access Points, Release 17.9.1 \(XLSX - 29 MB\)](#)

9160 Detailed Channel and Power

Such a document exists for each AP model and is updated each time a release brings new countries/channels support.

Check the **country to tab mapping** to see which country is part of which regulatory domain (including -ROW) and which frequency bands are supported in that country for that AP model on that release.

Countries are regularly added to the -ROW domain. Verify with the [compliance lookup tool](#) which regulatory your country of interest belongs to for a specific AP model.



Wireless LAN Compliance Lookup

This page recommends wireless product IDs for specific geographic regions and countries. It is not a compliance status page. Always consult the product data sheet for supported features. If you need to validate a product ID for a country, consult the [Cisco Product Approvals Database](#).

X Start Over

Country X

--Select--

Access Point Platform X

--Select--

Product X

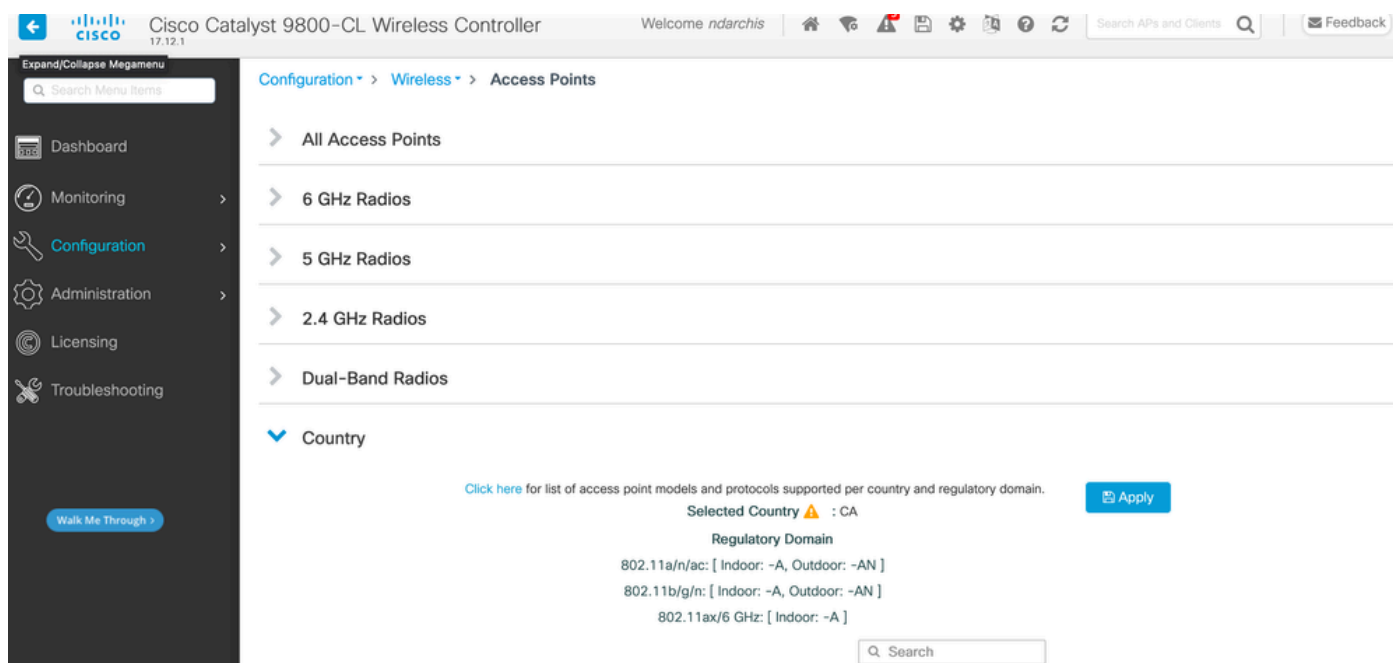
--Select--

Country	Regulatory Domain	Access Point Platform	Certified Products			
Algeria	-ROW	Indoor	<input type="text" value="C9136I"/>	<input type="text" value="CW9166I"/>	<input type="text" value="CW9164I"/>	<input type="text" value="CW9162I"/>
Argentina	-ROW	Indoor	<input type="text" value="C9136I"/>	<input type="text" value="CW9166I"/>	<input type="text" value="CW9164I"/>	<input type="text" value="CW9162I"/>
Argentina	-ROW	Outdoor and Industrial	<input type="text" value="C9124AXI"/>	<input type="text" value="C9124AXD"/>	<input type="text" value="C9124AXE"/>	
Bahamas	-ROW	Indoor	<input type="text" value="C9136I"/>	<input type="text" value="CW9166I"/>	<input type="text" value="CW9164I"/>	
Bahrain	-ROW	Indoor	<input type="text" value="C9136I"/>	<input type="text" value="CW9166I"/>	<input type="text" value="CW9164I"/>	
Bahrain	-ROW	Outdoor and Industrial	<input type="text" value="C9124AXI"/>	<input type="text" value="C9124AXD"/>	<input type="text" value="C9124AXE"/>	
Importer Rules Apply						
Bangladesh	-ROW	Indoor	<input type="text" value="C9136I"/>	<input type="text" value="CW9166I"/>	<input type="text" value="CW9164I"/>	<input type="text" value="CW9162I"/>

Configure the Catalyst 9800 WLC for the non -ROW/fixed domain Access Point

If your AP is of a fixed regulatory domain (For example, -A, -B or -E), then it joins the WLC if there is one country code belonging to that domain configured on the WLC.

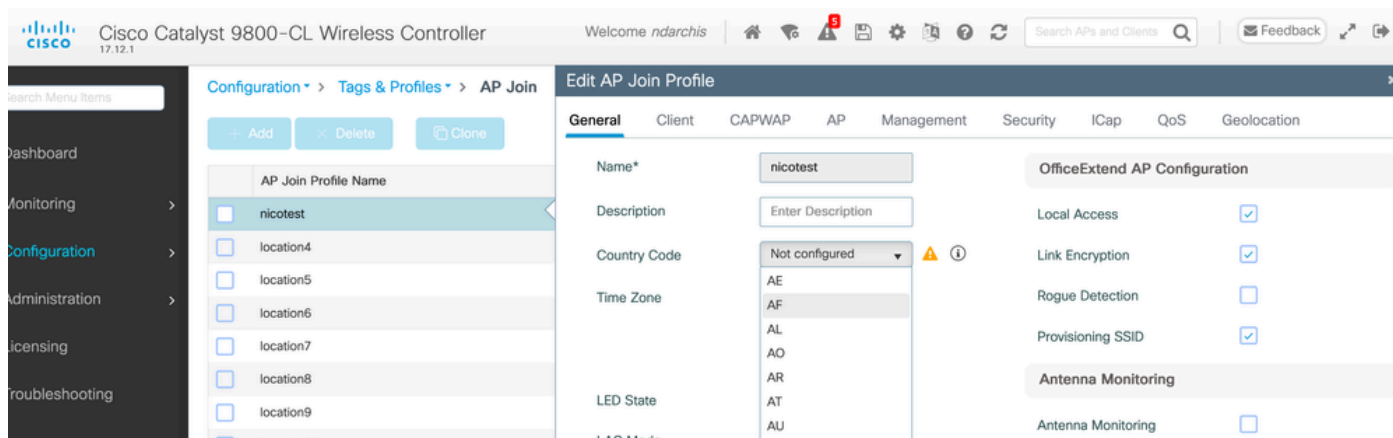
Navigate to **Configure > Wireless > Access points > Country** to enable countries for the WLC itself.



Here, the Canada Country Code Enables -A Domain on the WLC

This automatically makes the domain-specific APs pick the first country from the list of that domain.

For maximum accuracy, you can then configure in the AP join profile the very specific country code, in case you have more than one country code in the same domain.



Select The Right Country Code for the APs in each AP Join Profile


Configure the Catalyst 9800 WLC for the -ROW Access Point

An Access Point of the -ROW domain is able to join a 9800 WLC (provided that the software release supports the -ROW domain, for example in 17.6.2 or later) regardless of the countries configured on the

controller. The hardware model shows as -ROW as depicted in this AP 360 page :

General
✕

360 View
AP CAC
QOS
Sensor Statistics
TrustSec
EoGRE
ap_statistics_ble



AP Name
AP3C57.31C5.7C44

Ethernet MAC
3c57.31c5.7c44

Location: default location

IP Address: 10.48.38.141

Model: C9124AXI-ROW

Serial Number: FOC243919RA

Power Status: PoE/Full Power

Fabric: Disabled

Rogue Detection: **Enabled**

ble_antenna_type: Internal

AP Country Code: NA

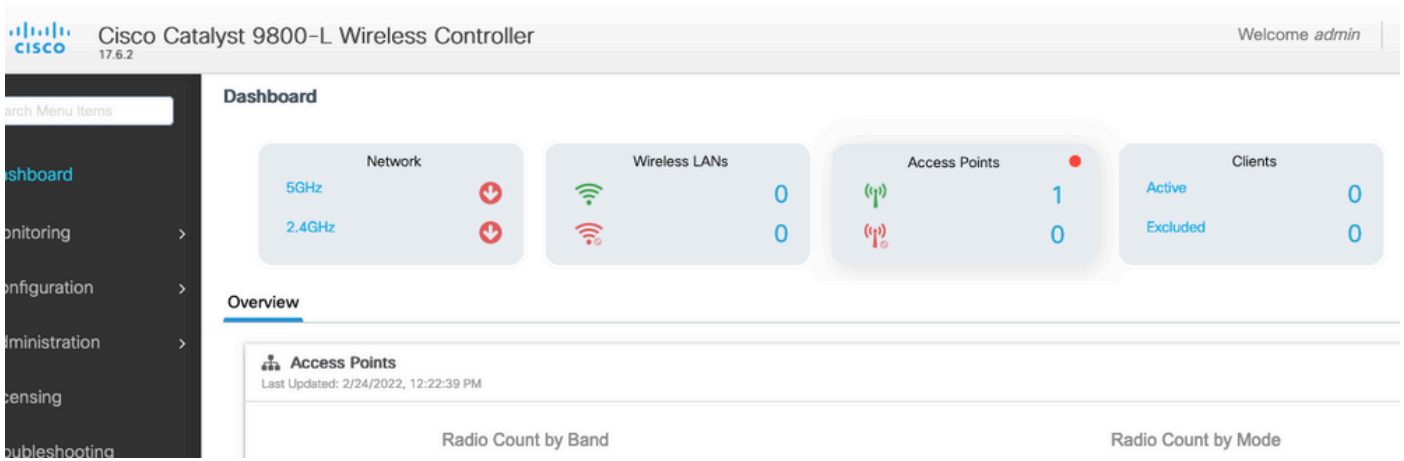
WPA3 Capability	Enabled
AP VLAN Tag	0
DHCP Server	Disabled
Software Version	17.6.2.43
Boot Version	1.1.2.4
LED State	Enabled
Number of Slots	2
Up Time	14 minutes 1 second
Join Date and Time	02/24/2022 13:26:32
aWIPS	Enabled, Alarms
antenna_enable	Not Supported

	Slot 0 (2.4 GHz)	Slot 1 (5 GHz)
Radio Type	802.11ax - 2.4 GHz	802.11ax - 5 GHz
Radio Role	Local	Local
Admin Status	Enabled	Enabled
Number of Clients	0	0
Current Channel	1	36
Power Level	*1/7 (13 dBm)	*1/1 (-93 dBm)
Channel Utilization	0% <input type="text"/>	0% <input type="text"/>
Transmit Utilization	0% <input type="text"/>	0% <input type="text"/>
Receive Utilization	0% <input type="text"/>	0% <input type="text"/>

✓ OK

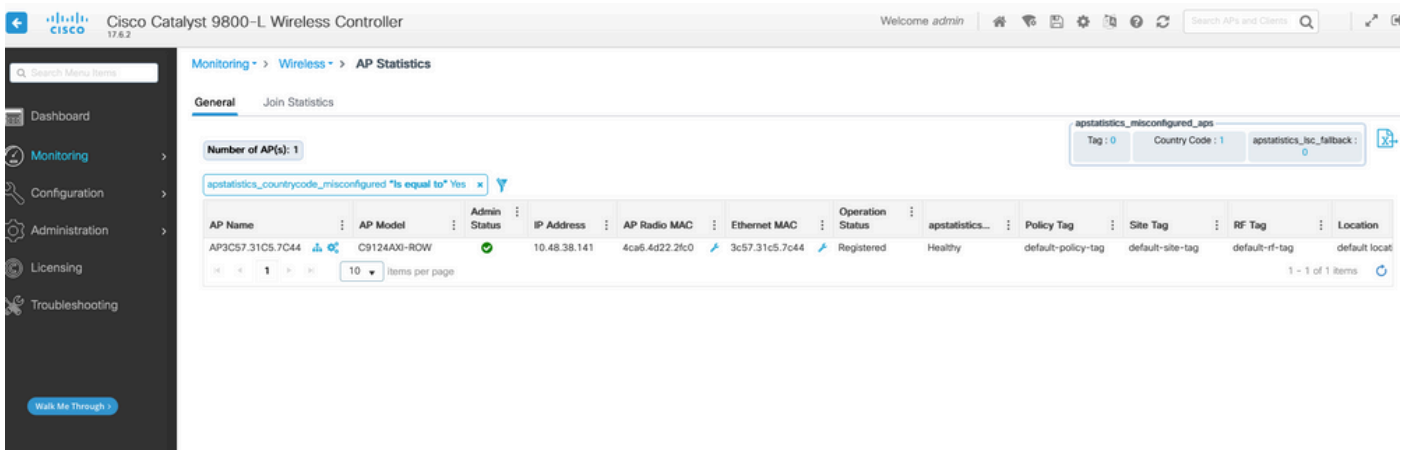
WLC Dashboard

The AP joins the WLC successfully regardless of the country configuration. However, a red dot is displayed in the access point dashboard widget to indicate that some APs still need to have their country code provisioned:



AP Statistics Page

Click this dot in order to display the list of -ROW access points that do not have a country code assigned. In that state, the -ROW AP has its 5ghz radio shut down and the 2.4ghz radio operates on standard channels and lower power to avoid any country rule violation.



AP Statistics Page

A country can be assigned to a -ROW AP when you set a country code in the AP join profile. By default, it is possible that your default AP join profiles that have no country code set, and therefore, any new -ROW domain AP has no country code assigned and operate in compatibility mode.

The country code checkbox in the AP join profile lists all countries, and therefore, you can potentially configure a country code that is not enabled globally on the WLC (In the **Configure > Wireless > Access points** page and then the **country** subpage). In that case, the AP ignores the country code configuration in the AP join profile and stays in compatibility mode. It is mandatory to configure the right country code in the AP join profile the -ROW AP uses to join for it to move out of compatibility mode and use the right channels list and enable its radios.

Edit AP Join Profile ✕

General
Client
CAPWAP
AP
Management
Security
ICap
QoS

<p>Name* <input style="width: 150px;" type="text" value="default-ap-profile"/></p> <p>Description <input style="width: 150px;" type="text" value="default ap profile"/></p> <p>Country Code <input style="border: 1px solid #ccc;" type="text" value="Not configured"/> ⚠ i</p> <p>Time Zone <input type="radio"/> Not Configured <input checked="" type="radio"/> Use-Controller <input type="radio"/> Delta from WLC</p> <p>LED State <input checked="" type="checkbox"/></p> <p>LAG Mode <input type="checkbox"/></p> <p>NTP Server <input style="width: 100px;" type="text" value="0.0.0.0"/></p> <p>GAS AP Rate Limit <input type="checkbox"/></p> <p>USB Enable <input checked="" type="checkbox"/></p> <p>Apghost <input type="checkbox"/></p> <p>Fallback to DHCP <input checked="" type="checkbox"/></p>	<div style="background-color: #f0f0f0; padding: 5px; border-radius: 5px; margin-bottom: 10px;"> OfficeExtend AP Configuration </div> <p>Local Access <input type="checkbox"/></p> <p>Link Encryption <input type="checkbox"/></p> <p>Rogue Detection <input type="checkbox"/></p> <p>Provisioning SSID <input type="checkbox"/></p> <div style="background-color: #f0f0f0; padding: 5px; border-radius: 5px; margin-bottom: 10px;"> Antenna Monitoring </div> <p>Antenna Monitoring <input type="checkbox"/></p> <p>RSSI Fail Threshold(dB)* <input style="width: 80px;" type="text" value="40"/></p> <p>Weak RSSI(dBm)* <input style="width: 80px;" type="text" value="-60"/></p> <p>Detection Time(min)* <input style="width: 80px;" type="text" value="12"/></p>
---	---

Default AP Join Profile

It is best practice to use different AP join profile for each Site so that you can set the right country code for all APs in a given site easily.

You can also see for each AP, in the **Advanced** tab, the specific country code of the AP. The dropdown box only shows you countries enabled globally on the WLC, but if you change the country code directly on the AP advanced page, it does not work if a country is already configured (and valid) in the AP join profile.

If you configure another country for an AP, the AP disjoins and rejoins the WLC, but joins back with the country code set in the AP join profile again. This setting is only useful in case you stay with no country code configured in the AP join profile (which is not recommended).

▼ All Access Points

Total APs : 1

AP Name	AP Model	Slots	Admin Status	IP Address
AP3C57.31C5.7C44	C9124AXI-ROW	2	✔	10.48.38.14

10 items per page

- > 5 GHz Radios
- > 2.4 GHz Radios
- > Dual-Band Radios
- > Country
- > LSC Provision

EDIT AP

General Interfaces High Availability Inventory ICap **Advanced** Support Bundle

Advanced

Country Code* GB ⚠

Multiple Countries US, AR, BE, GB

Statistics Timer 180

CAPWAP MTU 1485

AP Link Latency Disabled

Global mDNS Gateway Disabled ⓘ

mDNS

Services Learnt 0

TCP Adjust MSS Option

AP TCP MSS Adjust Enabled

AP TCP MSS Size 1250

VLAN Tag

VLAN Tag

VLAN Tag State Disabled

AP Image Management

Predownload Swap

AP Crash Data

Download to bootflash Get Crash File

Hardware Reset

Performs reset on the AP Reset AP

Set to Factory Default

Clear Configuration on this AP and Reset to Factory Defaults

EDIT AP

General Interfaces High Availability Inventory ICap **Advanced**

Advanced

Country Code* GB ⚠

Multiple Countries

Statistics Timer

CAPWAP MTU 1485

AP Link Latency Disabled

Global mDNS Gateway Disabled ⓘ

VLAN Tag

VLAN Tag

VLAN Tag State

AP Image Management

Predownload

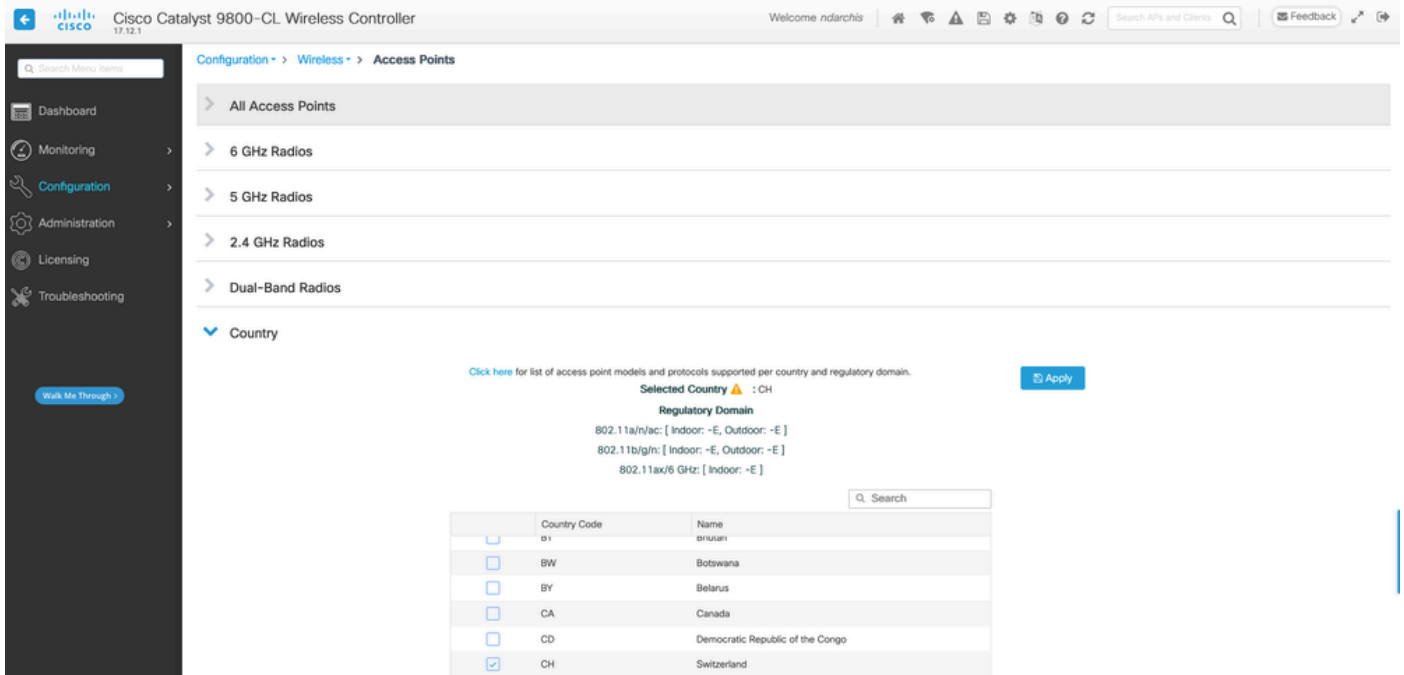
AP Crash Data

Verify : do you have a country code mismatch ?

The first thing is to enable globally all the countries that you are susceptible to need on your access points.

Navigate to **Configuration > Wireless > Access Points**

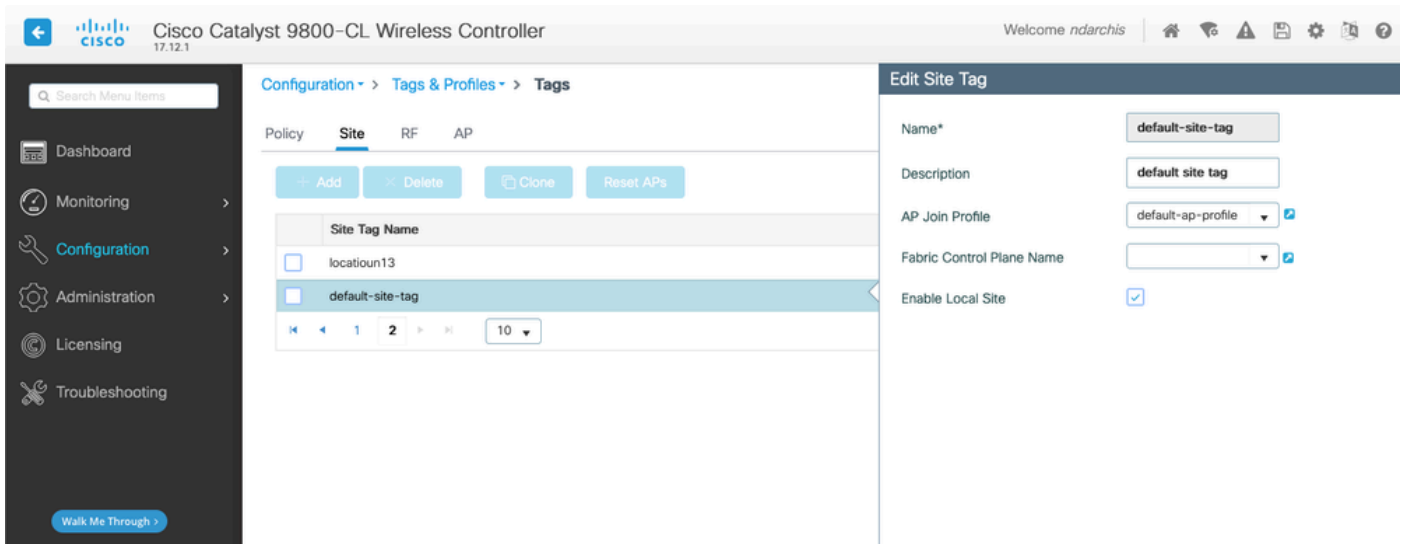
Enable all the countries you have APs in. For each country added, you see the domain letters being added as supported. For example, in this screenshot, adding Switzerland country code enables the -E domain. Enabling Canada on top would add -A domain support.



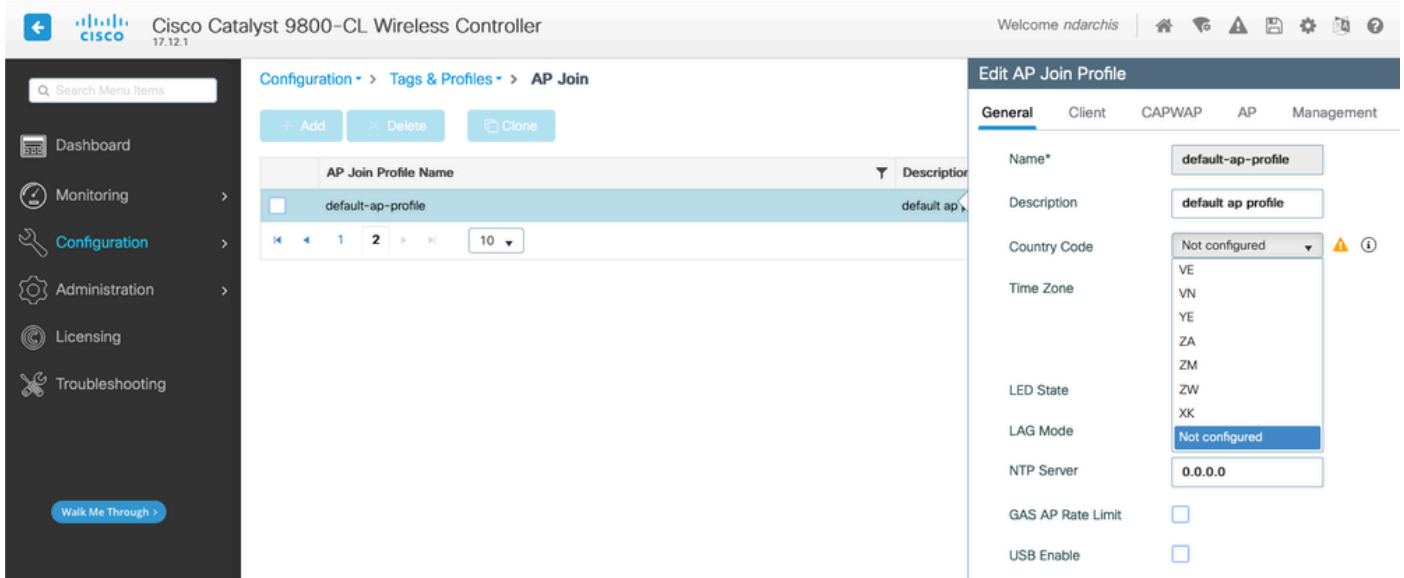
WLC Global Country Codes

When an AP joins your WLC, it takes a country code (from the ones you enabled globally) that matches the AP regulatory domain. When a new AP joins, it is assigned the default-site-tag to it. By default, the default-site-tag uses the default-ap-profile for AP configuration. The country selection for the AP sits in the AP (join) profile.

Navigate to **Configuration > Tags and profiles > Tags > Site** to optionally point the default-site-tag to another AP profile.

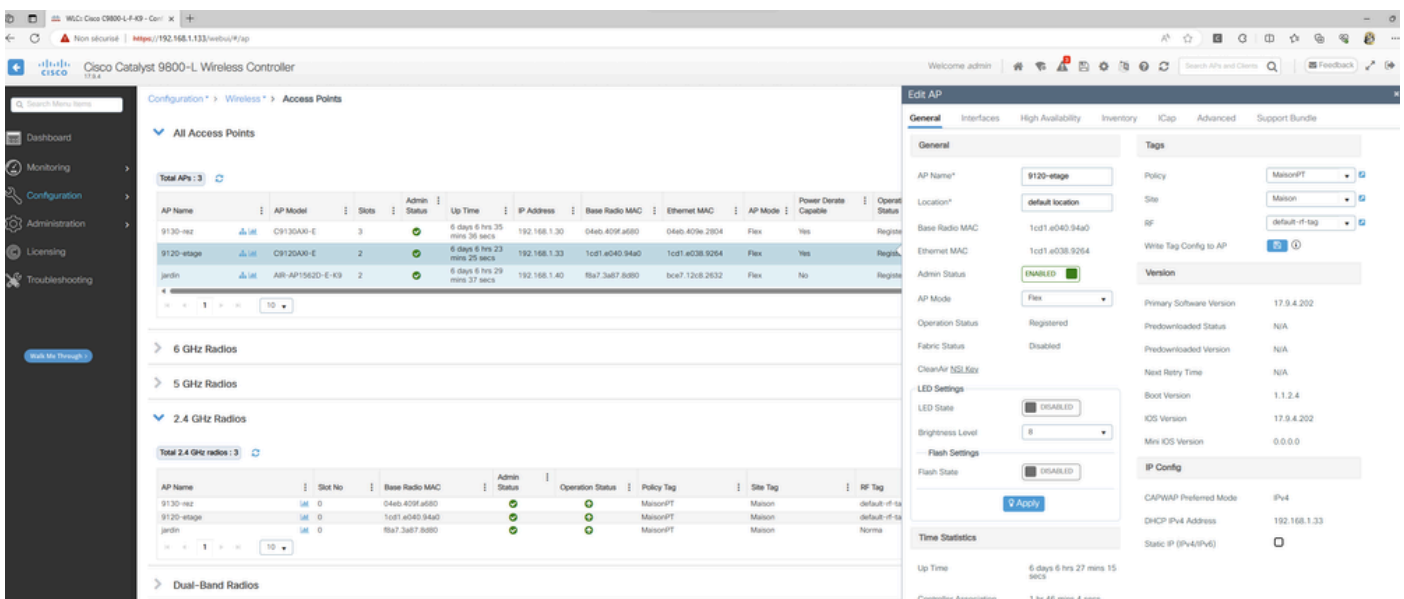


Navigate to **Configuration > Tags and profiles > AP Join** in order to define a country code in the AP join profile.



You can either use the default profiles (and set the country appropriately) or use named site tags and ap join profiles in case you have several sites in different locations.

You can assign this site tag to the AP of your choice by navigating to **Configure > Wireless > Access point**, clicking on the specific AP and assigning a site tag (that in turn assigns a specific AP join profile) :



Assign Tags to the AP


Troubleshoot

Signs of country code mismatches

Here is an example of country code mismatch syslog message thrown by a WLC when an AP joins a WLC where the right country code was not enabled :

```
%APMGR_TRACE_MESSAGE-3-WLC_GEN_ERR: Chassis 1 R0/4: wncd: Error in A
```

In this specific example, Guatemala does belong to the -A domain so there is no misconfiguration. This is



due to Cisco bug id [CSCwh59048](#) where the Guatemala country code does not work at all.

-ROW domain APs

If you configure a country code that does not belong to the -ROW domain (for example, France), a -ROW AP that joins the WLC and receives this AP join profile prints error messages and stays in unprovisioned mode (5ghz radio down and limited 2.4ghz radio capabilities).

An AP, once provisioned with a specific -ROW country keeps that country assigned until another valid -ROW country is assigned. If you try to assign non -ROW countries, the AP ignores and still uses the same last working country code.

You can verify the state of the AP country provisioning on the AP CLI with **show controllers dot11Radio 1** it displays the -ROW domain and the country to which the AP is assigned if any:

```
show cont dot11Radio 1
Dot11Radio1 Link encap:Ethernet HWaddr 4C:A6:4D:22:2F:C0
BROADCAST MULTICAST MTU:1500 Metric:1
RX packets:0 errors:0 dropped:0 overruns:0 frame:0
TX packets:0 errors:0 dropped:0 overruns:0 carrier:0
collisions:0 txqueuelen:2699
RX bytes:0 (0.0 B) TX bytes:0 (0.0 B)
```

Radio Info Summary:

=====

Radio: 5.0GHz

Carrier Set: (-RW) Argentina (AR)

List of possible config mismatches:

- If no country is configured in the AP join profile, the AP is in config mismatched state.
- If the country configured in the AP join profile is not enabled in the global country list, the AP is in config mismatch state.
- If the country is configured in the AP join profile and the global country list, but the country is not part of the -ROW domain in that software version, the AP is in config mismatched state.
- If the country is configured in the AP join profile and global country list, and it is a country part of the -ROW domain, the AP gets properly provisioned.

You can check for misconfigured APs in the **Configuration > Wireless > Access Points** page:



Misconfigured APs Count