



# Configuring Hierarchical Modular QoS

Hierarchical QoS (H-QoS) is a QoS model that enables you to specify QoS behavior at multiple levels of hierarchy. This chapter provides information about this feature and the different steps involved in configuring it.

This chapter covers the following topics:

- [Overview of Hierarchical Modular QoS, on page 1](#)
- [Restrictions for Configuring H-QoS, on page 2](#)
- [Configuring Hierarchical Queuing, on page 3](#)
- [Conform Aware Hierarchical Policy Overview, on page 8](#)

## Overview of Hierarchical Modular QoS

Hierarchical QoS (H-QoS) allows you to specify QoS behavior at multiple policy levels, which provides a high degree of granularity in traffic management.

H-QoS is applied on the router interface using nested traffic policies. The first level of traffic policy, the parent traffic policy, is used for controlling the traffic at the main interface or sub-interface level. The second level of traffic policy, the child traffic policy, is used for more control over a specific traffic stream or class. The child traffic policy, is a previously defined traffic policy, that is referenced within the parent traffic policy using the **service-policy** command.

Two-level H-QoS is supported on both ingress and egress directions on all line cards and on physical or bundle main interfaces and sub-interfaces.

Three-level Hierarchical QoS (H-QoS) enables enforcement of class/service, group/ Ethernet Flow Point (EFP), and port level SLAs. You can apply regular two-level egress H-QoS policies on the sub-interfaces to achieve class and EFP SLAs at child and parent levels. In addition, you can apply a port shaper policy on the main interface to achieve an aggregated port level SLA in a 1+2 H-QoS or three-level H-QoS model.

An important point to note is that before Release 6.6.25 (where the three-level H-QoS capability was introduced), when you applied class-default shaper on a main interface, it was enforced *only* on the traffic going through the main interface. With three-level H-QoS, a class default shaper that is applied on the main interface is considered as a port shaper and enforced on *all* traffic going out of that physical port. The advantage of three-level H-QoS is that the parent shaper on the sub-interfaces is allowed to oversubscribe, thus enabling best effort sharing of the aggregate port shaper at the third level.

# Restrictions for Configuring H-QoS

The following restrictions are applicable while configuring H-QoS:

1. The parent traffic policy only supports the traffic class of type class-default.
2. The parent traffic policy only supports the class-action **shape** and no other queuing action can be configured in it.
3. While configuring on the router, it is mandatory that the priority class must have traffic shaper in the child traffic policy.
4. The sum of the bandwidth of the child policies must be less than the parent policy's traffic shaper.
5. For congestion avoidance and management, the traffic shaper in the parent traffic policy calculates the queue limit and drop priority.
6. PBTS feature does not work when the H-QoS profile is enabled. This is due to TCAM limitations.
7. A maximum of 896 bundle sub-interfaces are only supported in the system, even if there are no QoS policies applied. This is due to an internal LAG\_ID resource consumption in HQoS profile mode for bundle sub-interfaces with or without QoS policies being applied.
8. A maximum of 4 priority levels are only supported in HQoS profile mode unlike the default mode where 7-priority levels are supported. The restriction also applies to physical and bundle main interface policies where 7-level priorities were previously used in non-H-QoS profile mode.
9. Bandwidth and Bandwidth remaining configurations are not supported simultaneously within the same policy-map. If a class has bandwidth (CIR), other classes must also have only bandwidth configuration. If a class-map has bandwidth remaining percent/ratio (EIR), other classes should also have only the bandwidth remaining configuration. Shaping is applied on any class.
10. In HQOS Mode, if multiple queues are configured with BRR and there is high congestion on the LP (Low Priority) queues then one queue with BRR gets more credits than rest of the LP queues. The deviation is proportional to the congestion in LP queues.
11. Priority classes must have rate limit configuration by using a Shaping configuration. The effective shaper value is taken as priority bandwidth reservation. Sum of priority bandwidth reservations across all sub-interfaces and main interfaces must not exceed the network interface (NIF) port speed. This is to avoid over-subscription of priority traffic across the network interface port.  
Rates of non-priority classes and parent shaping can be over-subscribed.
12. The granularity of bandwidth or bandwidth remaining ration (BRR) is 1:64 as compared to 1:4096 in non-hqos mode. So, there could be accuracy differences in bandwidth performance based on the values used.
13. Filtering for egress IPv4 and IPv6 multicast traffic is not supported if H-QoS is configured on the router.

The following restrictions are applicable while configuring three-level H-QoS:

- There is no support for bandwidth action at the EFP parent level. All EFP/sub-interface policies get a fair share of the port shaper.
- Three-level H-QoS does not apply to ingress policies or to egress marking policies.

- Executing **clear qos counters** on the main interface clears only the main interface policy statistics. Use the “all” option to clear all sub-interface statistics or alternately, clear the sub-interface policy statistics individually.
- Main interface policy statistics do not reflect the sub-interface packet / byte counters, although the port shaper is enforced on all logical ports for a given physical interface. The sub-interface policy-map statistics reflect the transmitted and dropped packet/byte count post-port shaper enforcement.

## Configuring Hierarchical Queuing

Before you configure H-QoS, you must enable the H-QoS profile on the router. After enabling H-QoS profile, reload the router, as shown in the following configuration.

```
admin
hw-module location all reload
Router# configure
Router(config)# hw-module profile qos hqos-enable
Router(config)# commit
Router# admin
sysadmin-vm:0_RP0# hw-module location all reload
```

The steps that are involved in configuring hierarchical queuing are as follows:

1. Configure a class-map.
2. Configure a child traffic policy using the class-map that was configured in the previous step.
3. Configure a parent traffic policy and add the child traffic policy in it.

The parent traffic policy is the H-QoS traffic policy and it can be applied on physical or bundle main interfaces and sub-interfaces.

### Configuration Example

Configuration of a class-map is as follows:

```
Router# configure
Router(config)# class-map match-any tc2
Router(config-cmap)# match traffic-class 1
Router(config-cmap)# end-class-map
Router(config)# commit
```

Configuration of a child traffic policy is as follows:

```
Router# configure
Router(config)# policy-map child
Router(config-pmap)# class tc2
Router(config-pmap-c)# shape average percent 20
Router(config-pmap-c)# exit
Router(config-pmap)# class class-default
Router(config-pmap-c)# shape average percent 1
Router(config-pmap)# end-policy-map
Router(config)# commit
```

Configuration of a parent traffic policy is as follows:

```

Router# configure
Router(config)# policy-map parent
Router(config-pmap)# class class-default
Router(config-pmap-c)# service-policy child
Router(config-pmap-c)# shape average percent 50
Router(config-pmap)# end-policy-map
Router(config)# commit

```

## Running Configuration

```

/* Configuration of a Class-map */
class-map match-any tc2
  match traffic-class 1
  end-class-map
!
/* Configuration of a Child Traffic Policy */
policy-map child
  class tc2
    shape average percent 20
  !
  class class-default
    shape average percent 1
  !
  end-policy-map
!
/* Configuration of a Parent Traffic Policy */
policy-map parent
  class class-default
    service-policy child
    shape average percent 50
  !
  end-policy-map
!

```

## Applying the Parent Traffic Policy on a Main Interface

```

Router# configure
Router(config)# Interface TenGigE 0/0/0/10
Router(config-int)# service-policy output parent
Router(config-int)# commit

```

## Applying the Parent Traffic Policy on a Sub-interface

```

Router# configure
Router(config)# Interface TenGigE 0/0/0/10.1
Router(config-int)# service-policy output parent
Router(config-int)# commit

```

## Verification

Verify if the H-QoS traffic policy is applied correctly on the interface using the commands **show qos interface interface-name output**. In the following example, the **Level1 Class** gives information about the class-map that is associated with the parent traffic policy and the **Level2 Class** gives information about the class-maps that are associated with the child traffic policy.

```

RP/0/RP0/CPU0:ios#show qos interface ten0/0/0/10 output

```

```

NOTE:- Configured values are displayed within parentheses
Interface TenGigE0/0/0/10 ifh 0x1e0 -- output policy
NPU Id: 0
Total number of classes: 3
Interface Bandwidth: 10000000 kbps
VOQ Base: 1136
Accounting Type: Layer1 (Include Layer 1 encapsulation and above)
-----
Level1 Class = class-default
Queue Max. BW. = no max (50 %)
Queue Min. BW. = 0 kbps (default)
Inverse Weight / Weight = 0 / (BWR not configured)
  Level2 Class = tc2
  Egressq Queue ID = 1138 (LP queue)
  Queue Max. BW. = 1020015 kbps (20 %)
  Queue Min. BW. = 0 kbps (default)
  Inverse Weight / Weight = 1 / (BWR not configured)
  Guaranteed service rate = 1000000 kbps
  TailDrop Threshold = 1253376 bytes / 10 ms (default)
  WRED not configured for this class
  Level2 Class = class-default
  Egressq Queue ID = 1136 (Default LP queue)
  Queue Max. BW. = 50625 kbps (1 %)
  Queue Min. BW. = 0 kbps (default)
  Inverse Weight / Weight = 1 / (BWR not configured)
  Guaranteed service rate = 50000 kbps
  TailDrop Threshold = 62720 bytes / 10 ms (default)
  WRED not configured for this class

```

The statistics for the packets that have matched the different traffic classes of the parent and child traffic policies can be viewed using the command **show policy-map interface *interface-name* output**. Also, this command also shows the number of packets that are transmitted or dropped when the specified action is applied on the packets that have matched the respective traffic class.

```

Router# show policy-map interface ten0/0/0/10 output

TenGigE0/0/0/10 output: parent
Class class-default
  Classification statistics (packets/bytes) (rate - kbps)
  Matched : 2313578823/296138089344 8494665
  Transmitted : 232805738/29799134464 854465
  Total Dropped : 2080773085/266338954880 7640200
Policy child Class tc2
  Classification statistics (packets/bytes) (rate - kbps)
  Matched : 2313578823/296138089344 8494665
  Transmitted : 232805738/29799134464 854465
  Total Dropped : 2080773085/266338954880 7640200
  Queueing statistics
  Queue ID : 1138
  Taildropped(packets/bytes) : 2080773085/266338954880
Policy child Class class-default
  Classification statistics (packets/bytes) (rate - kbps)
  Matched : 0/0 0
  Transmitted : 0/0 0
  Total Dropped : 0/0 0
  Queueing statistics
  Queue ID : 1136
  Taildropped(packets/bytes) : 0/0

```

When using hierarchical policers, there is no independent set of hardware counters to store the parent policer statistics. Instead, parent policer statistics are manipulated in the software to be the sum of all child policers under the same policy-map.

This is shown in the following example where two streams of traffic, with CoS value of 1 and 2 are sent at a speed of 3.5 Gbps each.

```

/*Hierarchical Policy Map Configuration*/
=====
Router# show running-config policy-map Hingress
policy-map Hingress
  class class-default
    service-policy ingress
    police rate 5 gbps peak-rate 9 gbps
  !
!
end-policy-map
!
/*Ingress Policy Map Configuration*/
=====
Router#show running-config policy-map ingress
policy-map ingress
  class cos1
    set traffic-class 1
    police rate 5 gbps
  !
!
  class cos2
    set traffic-class 2
    police rate 5 gbps
  !
!
  class class-default
  !
end-policy-map
!
/*Policy Map applied at TenGigE0/0/0/6.100 Interface*/
=====
Router#show policy-map interface tenGigE 0/0/0/6.100 input

TenGigE0/0/0/6.100 input: Hingress

Class class-default
  Classification statistics          (packets/bytes)      (rate - kbps)
  Matched                          :      856717937/109659895936      6683676
  Transmitted                       :      856717937/109659895936      6683676
  Total Dropped                     :                0/0                0
  Policing statistics              (packets/bytes)      (rate - kbps)
  Policed(conform)                  :      856717937/109659895936      6683674
  Policed(exceed)                   :                0/0                0
  Policed(violate)                  :                0/0                0
  Policed and dropped               :                0/0

Policy ingress Class cos1
  Classification statistics          (packets/bytes)      (rate - kbps)
  Matched                          :      437826303/56041766784      3341838
  Transmitted                       :      437826303/56041766784      3341838
  Total Dropped                     :                0/0                0
  Policing statistics              (packets/bytes)      (rate - kbps)
  Policed(conform)                  :      437826303/56041766784      3341838
  Policed(exceed)                   :                0/0                0
  Policed(violate)                  :                0/0                0
  Policed and dropped               :                0/0
  Policed and dropped(parent policer) : 0/0

```

```

Policy ingress Class cos2
  Classification statistics          (packets/bytes)    (rate - kbps)
    Matched                        :          418891634/53618129152      3341838
    Transmitted                     :          418891634/53618129152      3341838
    Total Dropped                   :                   0/0              0
  Policing statistics              (packets/bytes)    (rate - kbps)
    Policed(conform)                :          418891634/53618129152      3341838
    Policed(exceed)                 :                   0/0              0
    Policed(violate)                :                   0/0              0
    Policed and dropped              :                   0/0              0
    Policed and dropped(parent policer) : 0/0

Policy ingress Class class-default
  Classification statistics          (packets/bytes)    (rate - kbps)
    Matched                        :                   0/0              0
    Transmitted                     :                   0/0              0
    Total Dropped                   :                   0/0              0
Policy Bag Stats time: 0
Policy Bag Stats time: 0

```

### Configuration Example for Three-Level H-QoS

To configure three-level H-QoS:

1. Configure the port shaper or EFP group shaper.
2. Configure the two-level H-QoS policy with an EFP parent shaper and class or service level actions
3. Enable the port or EFP group shaper on the main interface to become the root policy.
4. Enable the two-level H-QoS policy on each EFP instance, thus providing a three-level hierarchy of service, EFP and EFP group or port SLAs.

A sample configuration for three-level H-QoS is as follows.

```

policy-map port_shaper
  class class-default
    shape average 6 gbps
  !
end-policy-map
!

policy-map efp_policy
  class class-default
    service-policy efp_policy_child
    shape average 4 gbps
  !
end-policy-map

!
policy-map efp_policy_child
  class tc1
    shape average 50 mbps
    priority level 1
  !
  class tc2
    bandwidth percent 50
  !
  class tc3
    bandwidth percent 30
  !

```

```

class class-default
!
end-policy-map
!

interface TenGigE0/5/0/4
 service-policy output port_shaper
!

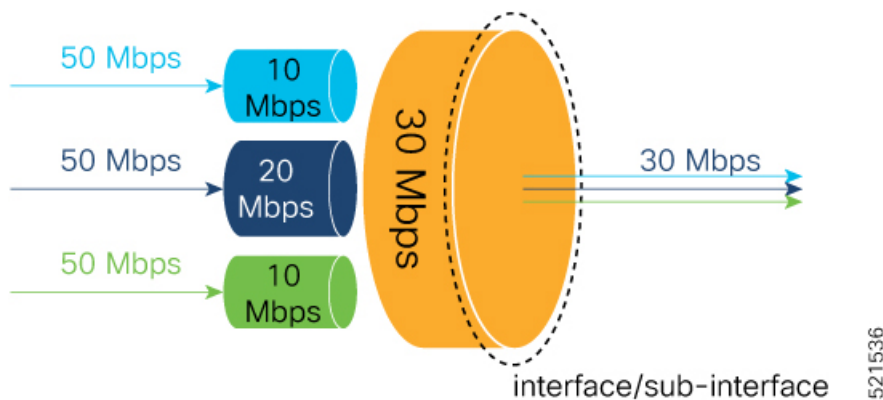
interface TenGigE0/5/0/4.1
 service-policy output efp_policy
 encapsulation dot1q 11
!

interface TenGigE0/5/0/4.2
 service-policy output efp_policy
 encapsulation dot1q 12
!

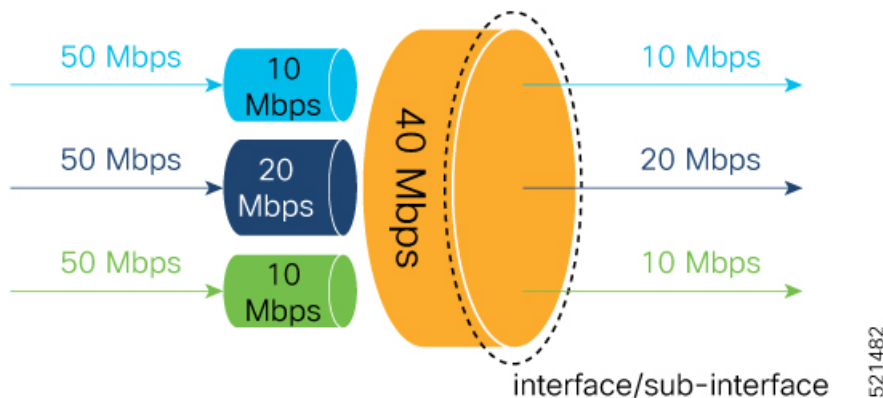
```

## Conform Aware Hierarchical Policy Overview

Hierarchical QoS (H-QoS), while allowing for granular and multi-level management of traffic, does not allow for conform traffic from a child-level policy to a parent-level policy to get priority. This means that in case of excess traffic, the parent policer drops conform traffic packets from the child level as well.



The conform-aware hierarchical policy feature enables the parent-level policy to prioritize conform traffic from child-level policy over exceed and violate traffic.





Here is how it works: the child-level policer initially marks its packets as red, yellow, or green. Packets are marked based on the committed information rate (CIR) value and the two associated burst sizes - committed burst size (CBS) and excess burst size (EBS). If a packet does not exceed the CBS, it is marked as conformed packet (green). The packet is marked as exceeded if it exceeds CBS, but not the EBS (yellow). If it exceeds the EBS as well, it is marked as violate packet (red).

When the packets arrive at the parent level policer (which is color aware), the policer prioritizes the packets marked green over the packets marked yellow. After all the conform traffic (green) is transmitted and there are tokens available still, the yellow packets are transmitted next, instead of being marked as violate traffic (red).

To enable the conform-aware hierarchical policy feature run the command.

```
hw-module profile qos conform-aware-policer
```

**Table 1: Feature History Table**

Feature Name	Release Information	Feature Description
4K Pseudowire on bundle with QoS enhancement with min shaper value of 144 mbps	Release 7.2.2	To enable hierarchical egress policies on the physical or on the virtual main interfaces with lower shaper values (lesser than 400 MB), use the <b>hw-module profile qos physical-hqos-enable</b> command.

To enable hierarchical egress policies on the physical or on the virtual main interfaces with lower shaper values (lesser than 400 MB), use the **hw-module profile qos physical-hqos-enable** command.



**Note** To activate the new QoS profile, you must manually reload all line cards.

## Configuring Conform Aware Hierarchy Policy

To enable and configure shared policer:

1. Run the **hw-module profile qos conform-aware-policer** command.
2. Reload the affected line card.
3. Configure class maps to be used for matching packets to the class specified.
4. Create a child policy map.
5. Configure traffic policing for the classes in the child policy map.
6. Attach the child policy-map to the parent's class-default class.
7. Configure traffic policing for the parent policy map.

```
RP/0/RP0/CPU0:ios(config)#hw-module profile qos conform-aware-policer
RP/0/RP0/CPU0:router# reload location 0/0/CPU0
RP/0/RSP0/CPU0:ios(config)#class-map match-any c1
RP/0/RSP0/CPU0:ios(config-cmap)#match precedence 1
RP/0/RSP0/CPU0:ios(config-cmap)#end-class-map
```

```

RP/0/RSP0/CPU0:ios(config)#class-map match-any c2
RP/0/RSP0/CPU0:ios(config-cmap)#match precedence 2
RP/0/RSP0/CPU0:ios(config-cmap)#end-class-map
RP/0/RSP0/CPU0:ios(config-pmap)# policy-map child
RP/0/RSP0/CPU0:ios(config-pmap-c)#class class1
RP/0/RSP0/CPU0:ios(config-pmap-c-police)#police rate 20 mbps peak-rate 50 mbps
RP/0/RSP0/CPU0:ios(config-pmap-c)#class class2
RP/0/RSP0/CPU0:ios(config-pmap-c-police)#police rate 30 mbps peak-rate 60 mbps
RP/0/RSP0/CPU0:ios(config-pmap)#policy-map parent
RP/0/RSP0/CPU0:ios(config-pmap-c)#class class-default
RP/0/RSP0/CPU0:ios(config-pmap-c)#service-policy child
RP/0/RSP0/CPU0:ios(config-pmap-c-police)#police rate 60 mbps
RP/0/RSP0/CPU0:ios(config-pmap-c-police)#exit
RP/0/RSP0/CPU0:ios(config-pmap-c)#exit
RP/0/RSP0/CPU0:ios(config-pmap)#exit
RP/0/RSP0/CPU0:ios(config-if)#commit

RP/0/RP0/CPU0:ios(config)#hw-module profile qos conform-aware-policer
/* To activate this profile, you must manually reload the chassis or all line cards */
RP/0/RP0/CPU0:ios(config)#exit
Uncommitted changes found, commit them before exiting(yes/no/cancel)? [cancel]:yes
RP/0/RP0/CPU0:router# reload location 0/0/CPU0
RP/0/RSP0/CPU0:ios(config)# policy-map CHILD-INGRESS
RP/0/RSP0/CPU0:ios(config-pmap)# class REAL-TIME
RP/0/RSP0/CPU0:ios(config-pmap-c)# set traffic-class 5
RP/0/RSP0/CPU0:ios(config-pmap-c-police)#police rate 20 mbps
RP/0/RSP0/CPU0:ios(config-pmap)# class NET-CONTROL
RP/0/RSP0/CPU0:ios(config-pmap-c)# set traffic-class 4
RP/0/RSP0/CPU0:ios(config-pmap-c-police)#police rate 5 mbps
RP/0/RSP0/CPU0:ios(config-pmap)# class DATA1
RP/0/RSP0/CPU0:ios(config-pmap-c)# set traffic-class 3
RP/0/RSP0/CPU0:ios(config-pmap-c-police)#police rate 5 mbps
RP/0/RSP0/CPU0:ios(config-cmap)# set qos-group 3
RP/0/RSP0/CPU0:ios(config-cmap)# class DATA2
RP/0/RSP0/CPU0:ios(config-pmap-c)# set traffic-class 2
RP/0/RSP0/CPU0:ios(config-pmap-c-police)#police rate 5 mbps
RP/0/RSP0/CPU0:ios(config-cmap)# set qos-group 3
RP/0/RSP0/CPU0:ios(config-pmap-c)#class class-default
RP/0/RSP0/CPU0:ios(config-pmap-c-police)#police rate 10 mbps
RP/0/RSP0/CPU0:ios(config-pmap)#end-policy-map
RP/0/RSP0/CPU0:ios(config)# policy-map PARENT-INGRESS
RP/0/RSP0/CPU0:ios(config-pmap)#class class-default
RP/0/RSP0/CPU0:ios(config-cmap-c)# service-policy CHILD-INGRESS
RP/0/RSP0/CPU0:ios(config-pmap-c-police)#police rate 100 mbps
RP/0/RSP0/CPU0:ios(config-pmap)#end-policy-map
RP/0/RSP0/CPU0:ios(config-pmap)#
RP/0/RSP0/CPU0:ios(config-pmap)# interface GigabitEthernet0/0/0/22.13
RP/0/RSP0/CPU0:ios(config-pmap)# service-policy in parent-policer
RP/0/RSP0/CPU0:ios (config-subif)#end
Uncommitted changes found, commit them before exiting(yes/no/cancel)? [cancel]:yes

```

## Running Configuration

```

class-map match-any class1
match precedence 1
end-class-map

class-map match-any class2
match precedence 2
end-class-map

policy-map child
class class1
  police rate 20 mbps peak-rate 50 mbps

```

```

!
!
class class2
  police rate 30 mbps peak-rate 60 mbps
!

policy-map parent
class class-default
  service-policy child
  police rate 60 mbps
!
!

```

In this example, the 20 mbps rate in child class1 and 30 mbps rate in child class2 are guaranteed as conform traffic and the parent will not drop them.

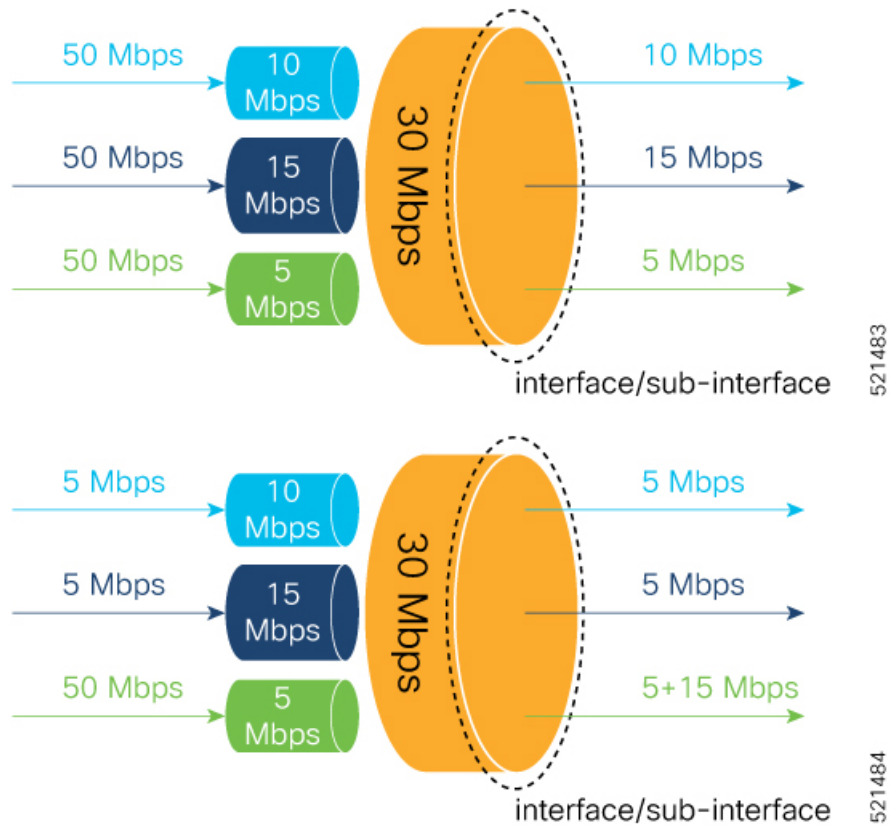
```

RP/0/RP0/CPU0:ios#show run interface GigabitEthernet0/0/0/22.13
Tue Feb 23 20:45:08.889 GMT
interface GigabitEthernet0/0/0/22.13
  description Testing interface
  service-policy input parent-policer
  vrf customer1
  ipv4 address 172.16.1.1 255.255.255.252

policy-map PARENT-INGRESS
  class class-default
    service-policy CHILD-INGRESS
    police rate 100 mbps
  !
end-policy-map
!
policy-map CHILD-INGRESS
  class REAL-TIME
    set traffic-class 5
    police rate 20 mbps
  !
  class NET-CONTROL
    set traffic-class 4
    police rate 5 mbps
  !
  class DATA1
    set traffic-class 3
    police rate 5 mbps
    set qos-group 3
  !
  class DATA2
    set traffic-class 2
    police rate 5 mbps
    set qos-group 3
  !
  class class-default
    police rate 10 mbps
!
end-policy-map

```

Figure 1: Parent Conform Aware-Ingress Policing



```

RP/0/RSP0/CPU0:ios(config)#policy-map parent-policer
RP/0/RSP0/CPU0:ios(config-pmap)#class class-default
RP/0/RSP0/CPU0:ios(config-pmap-c)#service-policy child-policer
RP/0/RSP0/CPU0:ios(config-pmap-c)#police rate 30 mbps peak-rate 30 mbps
RP/0/RSP0/CPU0:ios(config-pmap-c-police)#end-policy-map
RP/0/RSP0/CPU0:ios(config)# policy-map child-policer
RP/0/RSP0/CPU0:ios(config-pmap)# class cos3
RP/0/RSP0/CPU0:ios(config-pmap-c-police)#police rate 10 mbps peak-rate 30 mbps
RP/0/RSP0/CPU0:ios(config-pmap)# class cos4
RP/0/RSP0/CPU0:ios(config-pmap-c-police)#police rate 15 mbps peak-rate 30 mbps
RP/0/RSP0/CPU0:ios(config-pmap-c)#class class-default
RP/0/RSP0/CPU0:ios(config-pmap-c-police)#police rate 5 mbps peak-rate 30 mbps
RP/0/RSP0/CPU0:ios(config-pmap)#end-policy-map

```

### Running Configuration

```

RP/0/RP0/CPU0:ios#show run policy-map parent-policer
Tue Feb 23 19:37:57.500 GMT
policy-map parent-policer
 class class-default
  service-policy child-policer
  police rate 30 mbps peak-rate 30 mbps
 !
end-policy-map

RP/0/RP0/CPU0:ios#show run policy-map child-policer
Tue Feb 23 19:38:35.472 GMT
policy-map child-policer
 class cos3

```

```

    police rate 10 mbps peak-rate 30 mbps
    !
  class cos4
    police rate 15 mbps peak-rate 30 mbps
    !
  class class-default
    police rate 5 mbps peak-rate 30 mbps
    !
end-policy-map

```

### Verification

Run the **show policy-map interface** command in XR EXEC mode to confirm that the committed information rate (CIR) is prioritized over the peak information rate (PIR).

In the example below, **Policed (conform)** or CIR from each class is prioritized over **Policed (exceed)** or PIR.

```

RP/0/RP0/CPU0:ios(config-if)#do show running-config policy-map parent_conform
Tue Apr 28 11:19:09.785 UTC
policy-map parent_conform
class class-default
  service-policy child_conform
  police rate 80 mbps peak-rate 120 mbps
  !
!
end-policy-map
!

```

```

RP/0/RP0/CPU0:ios(config-if)#do show running-config policy-map child_conform
Tue Apr 28 11:19:14.219 UTC
policy-map child_conform
class match_prec1
  police rate 30 mbps peak-rate 35 mbps
  !
  set qos-group 3
!
class match_prec2
  police rate 20 mbps peak-rate 25 mbps
  !
  set qos-group 4
!
class class-default
  police rate 20 mbps peak-rate 30 mbps
  !
!
end-policy-map
!

```

```

RP/0/RP0/CPU0:ios(config-if)#do show policy-map interface tenGigE 0/0/0/11/2 input
Tue Apr 28 11:23:48.915 UTC

```

```
TenGigE0/0/0/11/2 input: parent_conform
```

```

Class class-default
Classification statistics          (packets/bytes)      (rate - kbps)
  Matched                        :      217797200/111512166400      2344847
  Transmitted                     :           8314388/4256966656           88089
  Total Dropped                   :      209482812/107255199744      2256758

Policing statistics              (packets/bytes)      (rate - kbps)
  Policed(conform)                :           6602174/3380313088           69926
  Policed(exceed)                 :           1712214/876653568            18165
  Policed(violate)                :      209482812/107255199744      2256782
  Policed and dropped             :      209482812/107255199744

```

```

Policy child_conform Class match_prec1
Classification statistics      (packets/bytes)      (rate - kbps)
  Matched      :      54449300/27878041600      586215
  Transmitted  :      3246813/1662368256      34399
  Total Dropped :      51202487/26215673344      551816
Policing statistics      (packets/bytes)      (rate - kbps)
  Policed(conform) :      2818471/1443057152      29851
  Policed(exceed) :      428342/219311104      4547
  Policed(violate) :      51202487/26215673344      551816
  Policed and dropped :      51202487/26215673344
  Policed and dropped(parent policer) : 0/0

Policy child_conform Class match_prec2
Classification statistics      (packets/bytes)      (rate - kbps)
  Matched      :      54449300/27878041600      586213
  Transmitted  :      2319731/1187702272      24577
  Total Dropped :      52129569/26690339328      561636
Policing statistics      (packets/bytes)      (rate - kbps)
  Policed(conform) :      1891851/968627712      20037
  Policed(exceed) :      427880/219074560      4540
  Policed(violate) :      52129569/26690339328      561636
  Policed and dropped :      52129569/26690339328
  Policed and dropped(parent policer) : 0/0

Policy child_conform Class class-default
Classification statistics      (packets/bytes)      (rate - kbps)
  Matched      :      108898600/55756083200      1172419
  Transmitted  :      2747844/1406896128      29113
  Total Dropped :      106150756/54349187072      1143306
Policing statistics      (packets/bytes)      (rate - kbps)
  Policed(conform) :      1891852/968628224      20036
  Policed(exceed) :      855992/438267904      9076
  Policed(violate) :      106150756/54349187072      1143306
  Policed and dropped :      106150756/54349187072
  Policed and dropped(parent policer) : 0/0
Policy Bag Stats time: 1588072996538

RP/0/RP0/CPU0:ios# show policy-map interface GigabitEthernet0/0/0/22.13 input

GigabitEthernet0/0/0/22.13 input: parent-policer

Class class-default
Classification statistics      (packets/bytes)      (rate - kbps)
  Matched      :      217797200/111512166400      2344847
  Transmitted  :      8314388/4256966656      88089
  Total Dropped :      209482812/107255199744      2256758

Policing statistics      (packets/bytes)      (rate - kbps)
  Policed(conform) :      6602174/3380313088      69926
  Policed(exceed) :      1712214/876653568      18165
  Policed(violate) :      209482812/107255199744      2256782
  Policed and dropped :      209482812/107255199744

Policy child-policer Class cos3
Classification statistics      (packets/bytes)      (rate - kbps)
  Matched      :      54449300/27878041600      586215
  Transmitted  :      3246813/1662368256      34399
  Total Dropped :      51202487/26215673344      551816
Policing statistics      (packets/bytes)      (rate - kbps)
  Policed(conform) :      2818471/1443057152      29851
  Policed(exceed) :      428342/219311104      4547
  Policed(violate) :      51202487/26215673344      551816
  Policed and dropped :      51202487/26215673344
  Policed and dropped(parent policer) : 0/0

```

```

Policy child-policer Class cos4
Classification statistics          (packets/bytes)      (rate - kbps)
  Matched                        :          54449300/27878041600      586213
  Transmitted                     :           2319731/1187702272       24577
  Total Dropped                   :          52129569/26690339328      561636
Policing statistics              (packets/bytes)      (rate - kbps)
  Policed(conform)                :           1891851/968627712       20037
  Policed(exceed)                 :           427880/219074560        4540
  Policed(violate)                :          52129569/26690339328      561636
  Policed and dropped             :          52129569/26690339328
  Policed and dropped(parent policer) : 0/0

Policy child-policer Class class-default
Classification statistics          (packets/bytes)      (rate - kbps)
  Matched                        :         108898600/55756083200      1172419
  Transmitted                     :           2747844/1406896128       29113
  Total Dropped                   :         106150756/54349187072     1143306
Policing statistics              (packets/bytes)      (rate - kbps)
  Policed(conform)                :           1891852/968628224       20036
  Policed(exceed)                 :           855992/438267904        9076
  Policed(violate)                :         106150756/54349187072     1143306
  Policed and dropped             :         106150756/54349187072
  Policed and dropped(parent policer) : 0/0

```

**Related Commands**    hw-module profile qos conform-aware-policer

## Conform Aware Hierarchical Policy Restrictions

The parent-policy traffic police rate must be greater than or equal to the sum of child conform rates.

- The Confirm-Aware hierarchical policer function allows the child level policy to color the traffic as either green, yellow, or red for handling at the parent-level policer.
- All classes in the child-level of the QoS policy need to have a policer configured for their packets to be handled correctly by the parent policer.

