



Application Level Interfaces

- [CTI Server Application Level Interfaces, on page 1](#)
- [Client Events Service, on page 2](#)
- [All Events Service, on page 53](#)
- [Peripheral Monitor Service, on page 55](#)
- [Client Monitor Service, on page 59](#)
- [Supervisor Service, on page 63](#)
- [Call Data Update Service, on page 73](#)
- [Miscellaneous Service, on page 79](#)
- [Connection Monitor Service, on page 115](#)
- [Client Control Service, on page 115](#)
- [Server Service, on page 168](#)
- [Configuration Acquisition Messages, on page 170](#)

CTI Server Application Level Interfaces

Cisco has defined the following application level interfaces between the CTI Server and a CTI client.

Client Events

This service provides real-time call and agent state change, and status information related to a specific ACD agent position, to a CTI client.

All Events

This service provides real-time call and agent state change, and status information for all ACD calls and agent positions, to a CTI client.

Peripheral Monitor

This service lets a CTI client dynamically change the list of calls and devices that it wishes to receive call and agent state change messages for.

Client Monitor

This service lets a CTI client receive notifications whenever any other CTI Client session is opened or closed. This service also enables the CTI Client to monitor the activity of other CTI Client sessions.

Supervisor

This service lets a CTI client perform agent supervisory functions.

Call Data Update

This service lets a CTI client modify certain variable parts of the call state while a call is active.

Miscellaneous

This service informs CTI clients of significant Peripheral Gateway events.

Connection Monitor

This service monitors the CTI client connection and generates alarm events whenever the CTI client connection is established or terminated.

Client Control

This service permits direct control of agent state (such as the ACD sign-in and sign-out). It also controls of inbound and outbound calls from the CTI client application.

Server Service

This service enables the CTI Server to register a service that it wishes to provide.

You specify which levels you want in the `ServicesRequested` field of the `OPEN_REQ` message.

Related Topics

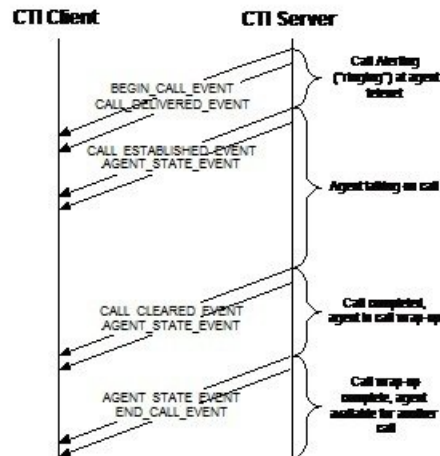
[Session Management](#)

Client Events Service

The Client Events service is the heart of the CTI Interface. This service sends unsolicited messages to CTI clients when the peripheral reports that a call event or agent state change for the CTI client's phone occurred. You receive these messages if you set the `CTI_SERVICE_CLIENT_EVENTS` bit in the `ServicesRequested` field of the `OPEN_REQ` message. There are no request or confirmation messages associated with unsolicited events.

Call Event messages are modeled after the CSTA messaging conventions. Call Events messages, in general, follow the CSTA naming conventions and event paradigms but use a simpler set of data types than those defined by CSTA.

Every call is announced to the CTI client with an unsolicited `BEGIN_CALL_EVENT` message. The CTI Server sends this message when the CTI Server assigns the client to an incoming call. The message provides the initial call context data. More call and agent state events are then sent to the client as the call is handled. The events depend on the type of ACD involved and the treatment that the call receives. Finally, an `END_CALL_EVENT` message is sent to the CTI client when its association with a call is dissolved, as shown in this figure:



The content of most of the Call Event message is event-specific and, often, peripheral-specific. Some ACDs may not provide all these events.

For peripheral-specific Call Event message information, see the CTI OS Developer Guide for Cisco Unified ICM at <https://www.cisco.com/c/en/us/support/customer-collaboration/computer-telephony-integration-option/products-programming-reference-guides-list.html>.

The relative order of call event messages and any corresponding agent state change event messages is not specified. An agent state event message for an agent in the “talking” state, for example, can be sent before or after the corresponding call established event message.

This table lists the Client Events service messages.

Table 1: Client Events Service Messages

Message	When Sent to CTI Client
BEGIN_CALL_EVENT	When the CTI Server associates a call with the CTI client
END_CALL_EVENT	When CTI Server dissolves association between a call and the CTI Client
CALL_DATA_UPDATE_EVENT	When call context data changes
CALL_DELIVERED_EVENT	When a call arrives at the agent’s phone or when an inbound ACD trunk is seized and the client has the All Events service enabled
CALL_ESTABLISHED_EVENT	When a call is answered at the agent’s phone
CALL_HELD_EVENT	When a call is placed on hold at the agent’s phone
CALL_RETRIEVED_EVENT	When a call previously placed on hold at the agent’s phone is resumed
CALL_CLEARED_EVENT	When a call is terminated
CALL_CONNECTION_CLEARED_EVENT	When a party drops from a conference call

Message	When Sent to CTI Client
CALL_ORIGINATED_EVENT	Sent to CTI client upon initialization of a call from the peripheral
CALL_FAILED_EVENT	When a call cannot be completed
CALL_CONFERENCED_EVENT	When calls are joined into a conference call
CALL_TRANSFERRED_EVENT	When a call is transferred to another destination
CALL_DIVERTED_EVENT	When a call is removed from a previous delivery target
CALL_SERVICE_INITIATED_EVENT	When telecommunications service is initiated at the agent's phone
AGENT_STATE_EVENT	When an agent's state changes
CALL_REACHED_NETWORK_EVENT	When an outbound call is connected to another network
CALL_QUEUED_EVENT	When a call is placed in a queue pending the availability of a resource
CALL_DEQUEUED_EVENT	When a call is removed from a queue
AGENT_PRE_CALL_EVENT	When a call is routed to Enterprise Agent
AGENT_PRE_CALL_ABORT_EVENT	When a call that was previously announced through an AGENT_PRE_CALL_EVENT message cannot be routed as intended
RTP_STARTED_EVENT	Indicates that a Real Time Protocol (RTP) media stream has started.
RTP_STOPPED_EVENT	Indicates that a Real Time Protocol (RTP) media stream has stopped
NETWORK_RECORDING_STARTED_EVENT	This message will be sent by a CTI server to clients indicating start of recording at recording server.
NETWORK_RECORDING_ENDED_EVENT	This message will be sent by a CTI server to clients indicating recording ended at recording server. Recording End is signaled either by Network Recording End event or by Call Cleared Event.
NETWORK_RECORDING_FAILED_EVENT	This message will be sent by a CTI server to clients indicating recording failed at recording server.
NETWORK_RECORDING_TARGET_INFO_EVENT	This message will be sent by a CTI server to recording initiator providing info about Recorder.

BEGIN_CALL_EVENT

When the CTI Server associates a call with the CTI client, it sends the client a BEGIN_CALL_EVENT message. This message provides the call ID and the initial call context data. The combination of

ConnectionCallID, ConnectionDeviceIDType, and ConnectionDeviceID uniquely identify the call. This message always precedes any other event messages for that call. If any subsequent changes to the call context data occur, the CTI Server sends CALL_DATA_UPDATE_EVENT messages containing the changed call data to the CTI client. There can be multiple calls with the same ConnectionCallID value.

This table defines the format of the BEGIN_CALL_EVENT message.

Table 2: BEGIN_CALL_EVENT Message Format

Field Name	Value	Data Type	Byte Size
Fixed Part			
MessageHeader	Standard message header. MessageType = 23.	MHDR	8
MonitorID	The Monitor ID of the device or call monitor that sent this message to the client. This is zero if there is no monitor associated with the event (All Events Service).	UINT	4
PeripheralID	The PeripheralID of the ACD where the call activity occurred.	UINT	4
PeripheralType	The type of the peripheral	USHORT	2
NumCTIClients	The number of CTI clients previously associated with this call. This value also indicates the number of CTI client signatures and time stamps in the floating part of the message.	USHORT	2
NumNamedVariables	The number of NamedVariable floating fields present in the floating part of the message.	USHORT	2
NumNamedArrays	The number of NamedArray floating fields present in the floating part of the message.	USHORT	2
CallType	The general classification of the call type	USHORT	2
ConnectionDeviceIDType	The type of device ID in the ConnectionDeviceID floating field	USHORT	2
ConnectionCallID	The Call ID value assigned to this call by the peripheral or Unified CCE.	UINT	4
CalledPartyDisposition	Indicates the disposition of the called party.	USHORT	2
Floating Part			

Field Name	Value	Data Type	Byte Size
ConnectionDeviceID	The device ID of the device associated with the connection.	STRING	64
ANI (optional)	The calling line ID of the caller.	STRING	40
UserToUserInfo (optional)	The ISDN user-to-user information element.	UNSPEC	131
DNIS (optional)	The DNIS provided with the call.	STRING	32
DialedNumber (optional)	The number dialed.	STRING	40
CallerEnteredDigits (optional)	The digits entered by the caller in response to IVR prompting.	STRING	40
RouterCallKeyDay	Together with the RouterCallKeyCallID field forms the unique 64-bit key for locating this call's records in the Unified CCE. Only provided for Post-routed and Translation-routed calls.	UINT	4
RouterCallKeyCallID	The call key created by Unified CCE. Unified CCE resets this counter at midnight.	UINT	4
RouterCallKeySequenceNumber	Together with RouterCallKeyDay and RouterCallKeyCallID fields forms the TaskID	UINT	4
CallVariable1 (optional)	Call-related variable data.	STRING	41
...
CallVariable10 (optional)	Call-related variable data.	STRING	41
CallWrapupData (optional)	Call-related wrap up data.	STRING	40
NamedVariable (optional)	Call-related variable data that has a variable name defined in the Unified CCE. There may be an arbitrary number of NamedVariable and NamedArray fields in the message, subject to a combined total limit of 2000 bytes.	NAMED VAR	251

Field Name	Value	Data Type	Byte Size
NamedArray (optional)	Call-related variable data that has an array variable name defined in the Unified CCE. There may be an arbitrary number of NamedVariable and NamedArray fields in the message, subject to a combined total limit of 2000 bytes.	NAMED ARRAY	252
CTIClientSignature	The Client Signature of a CTI client previously associated with this call. There may be more than one CTIClientSignature field in the message. (See NumCTIClients.)	STRING	64
CTIClientTimestamp (optional)	The date and time that the preceding CTIClientSignature was first associated with the call. There may be more than one CTIClientTimestamp field in the message. (See NumCTIClients.) This field always immediately follows the CTIClientSignature field to which it refers.	TIME	4
CallReferenceID (optional)	For Unified CCE systems where the Unified CM provides it, this is a unique call identifier.	UNSPEC	32

Related Topics

[CallType Values](#)

[ConnectionDeviceIDType Values](#)

[NAMEDVAR Data Type](#)

[NAMEDARRAY Data Type](#)

[PeripheralType Values](#)

END_CALL_EVENT

The CTI Server sends an END_CALL_EVENT message to the CTI client when the association between a call and the CTI client is dissolved. This message does not necessarily indicate that the subject call has been terminated. The message indicates only that the CTI client is no longer responsible for processing the call and is receiving no further call event messages for the call.

This table defines the format of the END_CALL_EVENT message: defines the format of the END_CALL_EVENT message:

Table 3: END_CALL_EVENT Message Format

Field Name	Value	Data Type	Byte Size
Fixed Part			
MessageHeader	Standard message header. MessageType = 24.	MHDR	8
MonitorID	The Monitor ID of the device or call monitor that sent this message to the client. It can also be zero if there is no monitor associated with the event (All Events Service).	UINT	4
PeripheralID	The PeripheralID of the ACD where the call activity occurred.	UINT	4
PeripheralType	The type of the peripheral.	USHORT	2
ConnectionDeviceIDType	The type of device ID in the ConnectionDeviceID floating field.	USHORT	2
ConnectionCallID	The Call ID value assigned to the call by the peripheral or Unified CCE.	UINT	4
Floating Part			
ConnectionDeviceID	The device ID of the device associated with the connection.	STRING	64

Related Topics

[ConnectionDeviceIDType Values](#)

[PeripheralType Values](#)

CALL_AGENT_GREETING_EVENT

This message indicates if the agent greeting has started, finished, or failed after the Agent Greeting request has been made. This table defines the format of the message.

Table 4: CALL_AGENT_GREETING_EVENT Message Format

Fixed Part			
Field Name	Value	Data Type	Byte Size
MessageHeader	Standard message header. MessageType = 248	MHDR	8
MonitorID	The Monitor ID of the device or call monitor that caused this message to be sent to the client, or zero if there is no monitor associated with the event (All Events Service).	UINT	4

PeripheralID	The Peripheral ID of the ACD where the device is located.	UINT	4
ConnectionDeviceIDType	The Call ID value assigned to this call by the peripheral. Agent's ACD call ID.	USHORT	2
ConnectionCallID	The Call ID value assigned to this call by the peripheral. Agent's ACD call ID.	UINT	4
EventCode	EventCode = 0, Greeting has started. EventCode = 1, Greeting has ended with SUCCESS. EventCode = 2, Failed to play the greeting for any reason.	USHORT	2
PeripheralErrorCode	Peripheral-specific error data, if EventCode = 2. Zero otherwise.	UINT	4
Floating Part			
Field Name	Value	Data Type	Byte Size
ConnectionDeviceID (required)	The identifier of the connection between the call and the device.	STRING	64
AgentID (required)	The agent's ACD login ID.	STRING	12
GreetingType (required)	The greeting type.	STRING	32

CALL_DATA_UPDATE_EVENT

The CTI Server sends a CALL_DATA_UPDATE_EVENT message to the CTI client when changes to the call context data occur. In general, this message contains only the items that have changed. But, the message always contains all ECC variables that are associated with the call. Each time a client receives this message, the client must replace any stored ECC variables with the ECC variables from this message.

ConnectionDeviceIDType/NewConnectionDeviceIDType and ConnectionDeviceID/NewConnectionDeviceID are reference connection details of the call and corresponds to any party who is on call. These details can be updated without dropping the party who is on call.

The initial call context is provided in the BEGIN_CALL_EVENT message. This table defines the CALL_DATA_UPDATE_EVENT message.

Table 5: CALL_DATA_UPDATE_EVENT Message Format

Fixed Part			
Field Name	Value	Data Type	Byte Size

MessageHeader	Standard message header. MessageType = 25.	MHDR	8
MonitorID	The Monitor ID of the device or call monitor that caused this message to be sent to the client, or zero if there is no monitor associated with the event (All Events Service).	UINT	4
PeripheralID	The PeripheralID of the ACD where the call is located.	UINT	4
PeripheralType	The type of the peripheral.	USHORT	2
NumCTIClients	The number of CTI Clients associated with this call. This value also indicates the number of CTI Client signatures and timestamps that are present in the floating part of the message.	USHORT	2
NumNamedVariables	The number of NamedVariable floating fields present in the floating part of the message.	USHORT	2
NumNamedArrays	The number of NamedArray floating fields present in the floating part of the message.	USHORT	2
CallType	The general classification of the call type.	USHORT	2
ConnectionDevice IDType	Indicates the type of the connection identifier supplied in the ConnectionDeviceID floating field.	USHORT	2
ConnectionCallID	The Call ID value previously assigned to this call by the peripheral or Unified CCE.	UINT	4
NewConnectionDeviceIDType	Indicates the type of the connection identifier supplied in the NewConnectionDeviceID floating field.	USHORT	2
NewConnectionCallID	The new Call ID value assigned to this call by the peripheral or Unified CCE.	UINT	4
CalledPartyDisposition	Indicates the disposition of called party	USHORT	2
CampaignID	Campaign ID for value that appears in the Agent Real Time table. Set to zero if not used.	UINT	4
QueryRuleID	Query rule ID for value that appears in the Agent Real Time table. Set to zero if not used.	UINT	4
Floating Part			
Field Name	Value	Data Type	Max. Size
ConnectionDeviceID (required)	The previous identifier of the call connection.	STRING	64
NewConnectionDeviceID (required)	The new identifier of call connection.	STRING	64

ANI (optional)	The calling line ID of the caller.	STRING	40
UserToUserInfo (optional)	The ISDN user-to-user information element.	UNSPEC	131
DNIS (optional)	The DNIS provided with the call.	STRING	32
DialedNumber (optional)	The number dialed.	STRING	40
CallerEnteredDigits (optional)	The digits entered by the caller in response to IVR prompting.	STRING	40
RouterCallKeyDay (optional)	Together with the RouterCallKeyCallID field forms the unique 64-bit key for locating this call's records in the Unified CCE. Only provided for Post-routed and Translation-routed calls.	UINT	4
RouterCallKeyCallID (optional)	The call key created by Unified CCE. Unified CCE resets this counter at midnight.	UINT	4
RouterCallKey SequenceNumber	Together with RouterCallKeyDay and RouterCallKeyCallID fields forms the TaskID.	UINT	4
CallVariable1 (optional)	Call-related variable data.	STRING	41
...
CallVariable10 (optional)	Call-related variable data.	STRING	41
CallWrapupData (optional)	Call-related wrapup data.	STRING	40
NamedVariable (optional)	Call-related variable data that has a variable name defined in the Unified CCE. There may be an arbitrary number of Named Variable and NamedArray fields in the message, subject to a combined total limit of 2000 bytes.	NAMED VAR	251
NamedArray (optional)	Call-related variable data that has an array variable name defined in the Unified CCE. There may be an arbitrary number of Named Variable and NamedArray fields in the message, subject to a combined total limit of 2000 bytes.	NAMED ARRAY	252
CustomerPhoneNumber (optional)	Customer phone number for value that appears in the Agent Real Time table.	STRING	20
CustomerAccount Number (optional)	Customer Account Number for value that appears in the Agent Real Time table.	STRING	32
CTIClientSignature (optional)	The Client Signature of a CTI Client that was previously associated with this call. There may be more than one CTIClientSignature field in the message (see NumCTIClients).	STRING	64

CTIClientTimestamp (optional)	The date and time that the preceding CTI Client signature was first associated with the call. There may be more than one CTIClientTimestamp field in the message (see NumCTIClients). This field always immediately follows the CTIClientSignature field to which it refers.	TIME	4
CallReferenceID (optional)	For Unified CCE systems where the Unified CM provides it, this will be a unique call identifier.	UNSPEC	32

Related Topics

- [CallType Values](#)
- [ConnectionDeviceIDType Values](#)
- [NAMEDVAR Data Type](#)
- [NAMEDARRAY Data Type](#)
- [PeripheralType Values](#)

CALL_DELIVERED_EVENT

The CTI Server may send a CALL_DELIVERED_EVENT message to the CTI client in two cases:

- A call arrives at the agent's teleset.
- An inbound ACD trunk is seized and the client has the All Events service enabled.

The LocalConnectionState field indicates which case applies. This table defines the CALL_DELIVERED_EVENT message.

Table 6: CALL_DELIVERED_EVENT Message Format

Fixed Part			
Field Name	Value	Data Type	Byte Size
MessageHeader	Standard message header. MessageType = 9.	MHDR	8
MonitorID	The Monitor ID of the device or call monitor that caused this message to be sent to the client, or zero if there is no monitor associated with the event (All Events Service).	UINT	4
PeripheralID	The PeripheralID of the ACD where the call activity occurred.	UINT	4
PeripheralType	The type of the peripheral.	USHORT	2
ConnectionDevice IDType	The type of device ID in the ConnectionDeviceID floating field.	USHORT	2
ConnectionCallID	The Call ID value assigned to this call by the peripheral or Unified CCE.	UINT	4

LineHandle	When LocalConnectionState is LCS_ALERTING, this field identifies the alerting teletset line, if known. Otherwise this field is set to 0xffff.	USHORT	2
LineType	The type of the teletset line in the LineHandle field, if any. Otherwise this field is set to 0xffff.	USHORT	2
ServiceNumber	The service that the call is attributed to, as known to the peripheral. May contain the special value NULL_SERVICE when not applicable or not available.	UINT	4
ServiceID	The ServiceID of the service that the call is attributed to. May contain the special value NULL_SERVICE when not applicable or not available.	UINT	4
SkillGroupNumber	The number of the agent Skill Group the call is attributed to, as known to the peripheral. May contain the special value NULL_SKILL_GROUP when not applicable or not available. Some ACDs ignore this field and/or use the ACD default; see the list immediately following this table.	UINT	4
SkillGroupID	The SkillGroupID of the agent SkillGroup the call is attributed to. May contain the special value NULL_SKILL_GROUP when not applicable or not available.	UINT	4
SkillGroupPriority	The priority of the skill group, or 0 when skill group priority is not applicable or not available.	USHORT	2
AlertingDevice Type	The type of device ID in the AlertingDeviceID floating field.	USHORT	2
CallingDeviceType	The type of device ID in the CallingDeviceID floating field.	USHORT	2
CalledDeviceType	The type of device ID in the CalledDeviceID floating field.	USHORT	2
LastRedirect DeviceType	The type of device ID in the LastRedirectDeviceID floating field.	USHORT	2
LocalConnection State	The state of the local end of the connection. When a call is delivered to an agent teletset, the LocalConnectionState will be LCS_ALERTING.	USHORT	2
EventCause	A reason for the occurrence of the event.	USHORT	2
NumNamedVariables	The number of NamedVariable floating fields present in the floating part of the message.	USHORT	2
NumNamedArrays	The number of NamedArray floating fields present in the floating part of the message.	USHORT	2

Floating Part			
Field Name	Value	Data Type	Max. Size
ConnectionDevice ID	The device ID of the device associated with the connection.	STRING	64
AlertingDeviceID (optional)	The device ID of the device that is alerting.	STRING	64
CallingDeviceID (optional)	The device ID of the calling device.	STRING	64
CalledDeviceID (optional)	The device ID of the originally called device.	STRING	64
LastRedirect Device ID (optional)	The device ID of the previously alerted device.	STRING	64
TrunkNumber (optional)	The number representing a trunk.	UINT	4
TrunkGroup Number (optional)	The number representing a trunk group.	UINT	4
SecondaryConnectionCallID	The ID of the consultation Call that Unified Contact Center Express (Unified CCX) placed from the CTI port to the agent device.	UINT	4
ANI (optional)	The calling line ID of the caller.	STRING	40
ANI_II (optional) (V11+)	ANI II (Intelligent Information) digits—Currently not populated.	STRING	2
UserToUserInfo (optional)	The ISDN user-to-user information element.	UNSPEC	131
DNIS (optional)	The DNIS provided with the call.	STRING	32
DialedNumber (optional)	The number dialed.	STRING	40
CallerEnteredDigits (optional)	The digits entered by the caller in response to IVR prompting.	STRING	40
CallVariable1 (optional)	Call-related variable data.	STRING	41
...
CallVariable10 (optional)	Call-related variable data.	STRING	41
CallWrapupData (optional)	Call-related wrapup data.	STRING	40
NamedVariable (optional)	Call-related variable data that has a variable name defined in the Unified CCE. There may be an arbitrary number of NamedVariable and NamedArray fields in the message, subject to a combined total limit of 2000 bytes.	NAMEDVAR	251

NamedArray (optional)	Call-related variable data that has an array variable name defined in the Unified CCE. There may be an arbitrary number of NamedVariable and NamedArray fields in the message, subject to a combined total limit of 2000 bytes.	NAMED ARRAY	252
-----------------------	---	-------------	-----

Skill Group Number field

Following is a list of how various ACDs process the SkillGroupNumber field.

- Enterprise Agent, Alcatel, and Avaya Communication Manager (ACM) (if not in EAS mode) require a valid SkillGroupNumber and use it
- Avaya Aura ignores the SkillGroupNumber field altogether and uses the ACD default
- ACM (in EAS mode) and Aspect process the SkillGroupNumber field in the following fashion:
 - Use a valid SkillGroupNumber if one is supplied
 - If SkillGroupNumber is omitted or set to -1, use the ACD defaults
 - Any other value for SkillGroupNumber results in a failure; in this case, use the last valid SkillGroupNumber for the agent

Related Topics

[ConnectionDeviceIDType Values](#)

[DeviceIDType Values](#)

[EventCause Values](#)

[LineType Values](#)

[LocalConnectionState Values](#)

[NAMEDVAR Data Type](#)

[NAMEDARRAY Data Type](#)

[PeripheralType Values](#)

[Special Values](#)

[CALL_DELIVERED_EVENT](#), on page 12

CALL_ESTABLISHED_EVENT

When a call is answered at the agent's teletset, the CTI Server may send a CALL_ESTABLISHED_EVENT message to the CTI client. This table defines the CALL_ESTABLISHED_EVENT message:

Table 7: CALL_ESTABLISHED_EVENT Message Format

Fixed Part			
Field Name	Value	Data Type	Byte Size
MessageHeader	Standard message header. MessageType = 10.	MHDR	8

MonitorID	The Monitor ID of the device or call monitor that caused this message to be sent to the client, or zero if there is no monitor associated with the event (All Events Service).	UINT	4
PeripheralID	The PeripheralID of the ACD where the call activity occurred.	UINT	4
PeripheralType	The type of the peripheral.	USHORT	2
ConnectionDeviceIDType	The type of device ID in the ConnectionDeviceID floating field.	USHORT	2
ConnectionCallID	The Call ID value assigned to this call by the peripheral or Unified CCE.	UINT	4
LineHandle	Identifies the teleset line being used.	USHORT	2
LineType	The type of the teleset line.	USHORT	2
ServiceNumber	The service that the call is attributed to, as known to the peripheral. May contain the special value NULL_SERVICE when not applicable or not available.	UINT	4
ServiceID	The ServiceID of the service that the call is attributed to. May contain the special value NULL_SERVICE when not applicable or not available.	UINT	4
SkillGroupNumber	The number of the agent Skill Group the call is attributed to, as known to the peripheral. May contain the special value NULL_SKILL_GROUP when not applicable or not available. Some ACDs ignore this field and/or use the ACD default; see the list in the CALL_DELIVERED_EVENT section.	UINT	4
SkillGroupID	The SkillGroupID of the agent SkillGroup the call is attributed to. May contain the special value NULL_SKILL_GROUP when not applicable or not available.	UINT	4
SkillGroupPriority	The priority of the skill group, or 0 when skill group priority is not applicable or not available.	USHORT	2
AnsweringDeviceType	The type of device ID in the AnsweringDeviceID floating field.	USHORT	2
CallingDeviceType	The type of device ID in the CallingDeviceID floating field.	USHORT	2
CalledDeviceType	The type of device ID in the CalledDeviceID floating field.	USHORT	2
LastRedirectDeviceType	The type of device ID in the LastRedirect DeviceID floating field.	USHORT	2
LocalConnectionState	The state of the local end of the connection.	USHORT	2
EventCause	A reason for the occurrence of the event.	USHORT	2
Floating Part			

Field Name	Value	Data Type	Max. Size
ConnectionDevice ID	The device ID of the device associated with the connection.	STRING	64
AnsweringDevice ID (optional)	The device ID of the device that answered the call.	STRING	64
CallingDeviceID (optional)	The device ID of the calling device.	STRING	64
CalledDeviceID (optional)	The device ID of the originally called device.	STRING	64
LastRedirectDevice ID (optional)	The device ID of the previously alerted device.	STRING	64
TrunkNumber (optional)	The number representing a trunk.	UINT	4
TrunkGroup Number (optional)	The number representing a trunk group.	UINT	4

Related Topics

[CALL_DELIVERED_EVENT](#), on page 12

[ConnectionDeviceIDType Values](#)

[DeviceIDType Values](#)

[EventCause Values](#)

[LineType Values](#)

[LocalConnectionState Values](#)

[PeripheralType Values](#)

[Special Values](#)

CALL_HELD_EVENT

The CTI Server may send a CALL_HELD_EVENT message to the CTI client when a call is placed on hold at the agent's teleset. This table defines the CALL_HELD_EVENT message.

Table 8: CALL_HELD_EVENT Message Format

Fixed Part			
Field Name	Value	Data Type	Byte Size
MessageHeader	Standard message header. MessageType = 11.	MHDR	8
MonitorID	The Monitor ID of the device or call monitor that caused this message to be sent to the client, or zero if there is no monitor associated with the event (All Events Service).	UINT	4

PeripheralID	The PeripheralID of the ACD where the call activity occurred.	UINT	4
PeripheralType	The type of the peripheral.	USHORT	2
ConnectionDevice IDType	The type of device ID in the ConnectionDeviceID floating field.	USHORT	2
ConnectionCallID	The Call ID value assigned to this call by the peripheral or Unified CCE.	UINT	4
HoldingDeviceType	The type of device ID in the HoldingDeviceID floating field.	USHORT	2
LocalConnection State	The state of the local end of the connection.	USHORT	2
EventCause	A reason for the occurrence of the event.	USHORT	2
Floating Part			
Field Name	Value	Data Type	Max. Size
ConnectionDevice ID	The device ID of the device associated with the connection.	STRING	64
HoldingDeviceID (optional)	The device ID of the device that activated the hold.	STRING	64

Related Topics

[ConnectionDeviceIDType Values](#)

[DeviceIDType Values](#)

[EventCause Values](#)

[LocalConnectionState Values](#)

[PeripheralType Values](#)

CALL_RETRIEVED_EVENT

The CTI Server may send a CALL_RETRIEVED_EVENT message to the CTI client when a call previously placed on hold at the agent's teletset is resumed.

Table 9: CALL_RETRIEVED_EVENT Message Format

Fixed Part			
Field Name	Value	Data Type	Byte Size
MessageHeader	Standard message header. MessageType = 12.	MHDR	8
MonitorID	The Monitor ID of the device or call monitor that caused this message to be sent to the client, or zero if there is no monitor associated with the event (All Events Service).	UINT	4

PeripheralID	The PeripheralID of the ACD where the call activity occurred.	UINT	4
PeripheralType	The type of the peripheral.	USHORT	2
ConnectionDeviceIDType	The type of device ID in the ConnectioDeviceID floating field.	USHORT	2
ConnectionCallID	The Call ID value assigned to this call by the peripheral or Unified CCE.	UINT	4
RetrievingDeviceType	The type of device ID in the RetrievingDeviceID floating field.	USHORT	2
LocalConnectionState	The state of the local end of the connection.	USHORT	2
EventCause	A reason for the occurrence of the event.	USHORT	2
Floating Part			
Field Name	Value	Data Type	Max. Size
ConnectionDeviceID	The device ID of the device associated with the connection.	STRING	64
RetrievingDeviceID (optional)	The device ID of the device that deactivated hold.	STRING	64

Related Topics

[ConnectionDeviceIDType Values](#)

[DeviceIDType Values](#)

[EventCause Values](#)

[LocalConnectionState Values](#)

[PeripheralType Values](#)

CALL_CLEARED_EVENT

The CTI Server sends a CALL_CLEARED_EVENT message to the CTI client when a call is terminated, usually when the last device disconnects from a call.

Table 10: CALL_CLEARED_EVENT Message Format

Fixed Part			
Field Name	Value	Data Type	Byte Size
MessageHeader	Standard message header. MessageType = 13.	MHDR	8
MonitorID	The Monitor ID of the device or call monitor that caused this message to be sent to the client, or zero if there is no monitor associated with the event (All Events Service).	UINT	4

PeripheralID	The PeripheralID of the ACD where the call activity occurred.	UINT	4
PeripheralType	The type of the peripheral.	USHORT	2
ConnectionDeviceIDType	The type of device ID in the ConnectionDeviceID floating field.	USHORT	2
ConnectionCallID	The Call ID value assigned to this call by the peripheral or Unified CCE.	UINT	4
LocalConnectionState	The state of the local end of the connection.	USHORT	2
EventCause	A reason for the occurrence of the event.	USHORT	2
Floating Part			
Field Name	Value	Data Type	Max. Size
ConnectionDevice ID	The device ID of the device associated with the cleared connection.	STRING	64

Related Topics

[ConnectionDeviceIDType Values](#)

[EventCause Values](#)

[LocalConnectionState Values](#)

[PeripheralType Values](#)

CALL_CONNECTION_CLEARED_EVENT

The CTI Server may send a `CALL_CONNECTION_CLEARED_EVENT` message to the CTI client when a party drops from a conference call.

A conference call participant may be dropped when a call is queued in CVP and is redirected to an agent. When a call is redirected, an additional event message `CALL_CONNECTION_CLEARED_EVENT` with cause code 28 (`CEC_REDIRECTED`) occurs for the connection device that is released from CVP is sent from the CTI server to the CTI clients.

Table 11: CALL_CONNECTION_CLEARED_EVENT Message Format

Fixed Part			
Field Name	Value	Data Type	Byte Size
MessageHeader	Standard message header. MessageType = 14.	MHDR	8
MonitorID	The Monitor ID of the device or call monitor that caused this message to be sent to the client, or zero if there is no monitor associated with the event (All Events Service).	UINT	4
PeripheralID	The PeripheralID of the ACD where the call activity occurred.	UINT	4

PeripheralType	The type of the peripheral.	USHORT	2
ConnectionDeviceIDType	The type of device ID in the ConnectionDeviceID floating field.	USHORT	2
ConnectionCallID	The Call ID value assigned to this call by the peripheral or Unified CCE.	UINT	4
ReleasingDeviceType	The type of device ID in the ReleasingDeviceID floating field.	USHORT	2
LocalConnectionState	The state of the local end of the connection.	USHORT	2
EventCause	A reason for the occurrence of the event.	USHORT	2
Floating Part			
Field Name	Value	Data Type	Max. Size
ConnectionDevice ID	The device ID of the device associated with the cleared connection.	STRING	64
ReleasingDeviceID (optional)	The device ID of the device that cleared the connection. Note For Contact Center Enterprise, this field does not reliably indicate which party hung up first.	STRING	64

Related Topics

[ConnectionDeviceIDType Values](#)

[DeviceIDType Values](#)

[EventCause Values](#)

[LocalConnectionState Values](#)

[PeripheralType Values](#)

CALL_ORIGINATED_EVENT

The CTI Server may send a CALL_ORIGINATED_EVENT message to the CTI client when the peripheral initiates an outbound call.

Table 12: CALL_ORIGINATED_EVENT Message Format

Fixed Part			
Field Name	Value	Data Type	Byte Size
MessageHeader	Standard message header. MessageType = 15.	MHDR	8

MonitorID	The Monitor ID of the device or call monitor that caused this message to be sent to the client, or zero if there is no monitor associated with the event (All Events Service).	UINT	4
PeripheralID	The PeripheralID of the ACD where the call activity occurred.	UINT	4
PeripheralType	The type of the peripheral.	USHORT	2
ConnectionDevice IDType	The type of device ID in the ConnectionDeviceID floating field.	USHORT	2
ConnectionCallID	The Call ID value assigned to this call by the peripheral or Unified CCE.	UINT	4
LineHandle	Identifies the teleset line being used.	USHORT	2
LineType	The type of the teleset line.	USHORT	2
ServiceNumber	The service that the call is attributed to, as known to the peripheral. May contain the special value NULL_SERVICE when not applicable or not available.	UINT	4
ServiceID	The ServiceID of the service that the call is attributed to. May contain the special value NULL_SERVICE when not applicable or not available.	UINT	4
SkillGroupNumber	The number of the agent SkillGroup the call is attributed to, as known to the peripheral. May contain the special value NULL_SKILL_GROUP when not applicable or not available. Some ACDs ignore this field and/or use the ACD default; see the list in the CALL_DELIVERED_EVENT section.	UINT	4
SkillGroupID	The SkillGroupID of the agent SkillGroup the call is attributed to. May contain the special value NULL_SKILL_GROUP if not applicable or not available.	UINT	4
SkillGroupPriority	The priority of the skill group, or 0 when skill group priority is not applicable or not available.	USHORT	2
CallingDeviceType	The type of device ID in the CallingDeviceID floating field.	USHORT	2
CalledDeviceType	The type of device ID in the CalledDeviceID floating field.	USHORT	2
LocalConnection State	The state of the local end of the connection.	USHORT	2
EventCause	A reason for the occurrence of the event.	USHORT	2
Floating Part			
Field Name	Value	Data Type	Max. Size
ConnectionDevice ID	The device ID of the device associated with the connection.	STRING	64

CallingDeviceID (optional)	The device ID of the calling device.	STRING	64
CalledDeviceID (optional)	The device ID of the originally called device.	STRING	64

Related Topics

[CALL_DELIVERED_EVENT](#), on page 12

[ConnectionDeviceIDType Values](#)

[DeviceIDType Values](#)

[EventCause Values](#)

[LineType Values](#)

[LocalConnectionState Values](#)

[PeripheralType Values](#)

[Special Values](#)

CALL_FAILED_EVENT

The CTI Server may send a CALL_FAILED_EVENT message to the CTI client when a call cannot be completed.

Table 13: CALL_FAILED_EVENT Message Format

Fixed Part			
Field Name	Value	Data Type	Byte Size
MessageHeader	Standard message header. MessageType = 16.	MHDR	8
MonitorID	The Monitor ID of the device or call monitor that caused this message to be sent to the client, or zero if there is no monitor associated with the event (All Events Service).	UINT	4
PeripheralID	The PeripheralID of the ACD where the call activity occurred.	UINT	4
PeripheralType	The type of the peripheral.	USHORT	2
ConnectionDeviceIDType	The type of device ID in the ConnectionDeviceID floating field.	USHORT	2
ConnectionCallID	The Call ID value assigned to this call by the peripheral or Unified CCE.	UINT	4
FailingDeviceType	The type of device ID in the FailingDeviceID floating field.	USHORT	2
CalledDeviceType	The type of device ID in the CalledDeviceID floating field.	USHORT	2
LocalConnectionState	The state of the local end of the connection.	USHORT	2
EventCause	A reason for the occurrence of the event.	USHORT	2

Floating Part			
Field Name	Value	Data Type	Max. Size
ConnectionDeviceID	The device ID of the device associated with the connection.	STRING	64
FailingDeviceID (optional)	The device ID of the failing device.	STRING	64
CalledDeviceID (optional)	The device ID of the called device.	STRING	64

Related Topics

[ConnectionDeviceIDType Values](#)

[DeviceIDType Values](#)

[EventCause Values](#)

[LocalConnectionState Values](#)

[PeripheralType Values](#)

CALL_CONFERENCED_EVENT

The CTI Server may send a CALL_CONFERENCED_EVENT message to the CTI client when calls are joined into a conference call.

Table 14: CALL_CONFERENCED_EVENT Message Format

Fixed Part			
Field Name	Value	Data Type	Byte Size
MessageHeader	Standard message header. MessageType = 17.	MHDR	8
MonitorID	The Monitor ID of the device or call monitor that caused this message to be sent to the client, or zero if there is no monitor associated with the event (All Events Service).	UINT	4
PeripheralID	The PeripheralID of the ACD where the call activity occurred.	UINT	4
PeripheralType	The type of the peripheral.	USHORT	2
PrimaryDeviceIDType	The type of device ID in the PrimaryDeviceID floating field.	USHORT	2
PrimaryCallID	The Call ID value assigned to the primary call by the peripheral or Unified CCE.	UINT	4
LineHandle	The teleset line being used.	USHORT	2
LineType	The type of the teleset line.	USHORT	2

SkillGroupNumber	The number of the agent SkillGroup the call is attributed to, as known to the peripheral. May contain the special value NULL_SKILL_GROUP when not applicable or not available. Some ACDs ignore this field and/or use the ACD default; see the list in the CALL_DELIVERED_EVENT section.	UINT	4
SkillGroupID	The SkillGroupID of the agent SkillGroup the call is attributed to. May contain the special value NULL_SKILL_GROUP when not applicable or not available.	UINT	4
SkillGroupPriority	The priority of the skill group, or 0 when skill group priority is not applicable or not available.	USHORT	2
NumParties	The number of active connections associated with this conference call, up to a maximum of 16. This value also indicates the number of ConnectedParty CallID, ConnectedParty DeviceIDType, and ConnectedPartyDeviceID floating fields in the floating part of the message.	USHORT	2
SecondaryDevice IDType	The type of device ID in the SecondaryDeviceID floating field.	USHORT	2
SecondaryCallID	The Call ID value assigned to the secondary call by the peripheral or Unified CCE.	UINT	4
ControllerDeviceType	The type of device ID in the ControllerDeviceID floating field.	USHORT	2
AddedPartyDeviceType	The type of device ID in the AddedPartyDeviceID floating field.	USHORT	2
LocalConnectionState	The state of the local end of the connection.	USHORT	2
EventCause	A reason for the occurrence of the event.	USHORT	2
Floating Part			
Field Name	Value	Data Type	Max. Size
PrimaryDeviceID	The device ID of the device associated with the primary call connection.	STRING	64
SecondaryDeviceID	The device ID of the device associated with the secondary call connection.	STRING	64
ControllerDeviceID (optional)	The device ID of the conference controller device.	STRING	64
AddedPartyDeviceID (optional)	The device ID of the device added to the call.	STRING	64

ConnectedPartyCallID (optional)	The Call ID value assigned to one of the conference call parties. There may be more than one Connected Party CallID field in the message (see NumParties).	UINT	4
ConnectedPartyDevice IDType (optional)	The type of device ID in the following ConnectedParty DeviceID floating field. There may be more than one Connected PartyDevice IDType field in the message (see NumParties). This field always immediately follows the corresponding Connected PartyCallID field.	USHORT	2
ConnectedParty DeviceID (optional)	The device identifier of one of the conference call parties. There may be more than one ConnectedParty DeviceID field in the message (see NumParties). This field always immediately follows the corresponding Connected PartyDeviceIDType field.	STRING	64

Related Topics

[CALL_DELIVERED_EVENT](#), on page 12

[DeviceIDType Values](#)

[EventCause Values](#)

[LineType Values](#)

[LocalConnectionState Values](#)

[PeripheralType Values](#)

[Special Values](#)

CALL_TRANSFERRED_EVENT

The CTI Server may send a CALL_TRANSFERRED_EVENT message to the CTI client when a call is transferred to another destination.

Table 15: CALL_TRANSFERRED_EVENT Message Format

Fixed Part			
Field Name	Value	Data Type	Byte Size
MessageHeader	Standard message header. MessageType = 18.	MHDR	8
MonitorID	The Monitor ID of the device or call monitor that caused this message to be sent to the client, or zero if there is no monitor associated with the event (All Events Service).	UINT	4
PeripheralID	The Unified CCE PeripheralID of the ACD where the call activity occurred.	UINT	4
PeripheralType	The type of the peripheral.	USHORT	2

PrimaryDeviceIDType	The type of device ID in the PrimaryDeviceID floating field.	USHORT	2
PrimaryCallID	The Call ID value assigned to the primary call by the peripheral or Unified CCE.	UINT	4
LineHandle	Identifies the teletest line being used.	USHORT	2
LineType	The type of the teletest line.	USHORT	2
SkillGroupNumber	The number of the agent Skill Group the call is attributed to, as known to the peripheral. May contain the special value NULL_SKILL_GROUP when not applicable or not available. Some ACDs ignore this field and/or use the ACD default; see the list in the CALL_DELIVERED_EVENT section.	UINT	4
SkillGroupID	The SkillGroupID of the agent SkillGroup the call is attributed to. May contain the special value NULL_SKILL_GROUP when not applicable or not available.	UINT	4
SkillGroupPriority	The priority of the skill group, or 0 when skill group priority is not applicable or not available.	USHORT	2
NumParties	The number of active connections associated with this conference call, up to a maximum of 16. This value also indicates the number of ConnectedParty CallID, ConnectedParty DeviceID Type, and ConnectedParty DeviceID floating fields in the floating part of the message.	USHORT	2
SecondaryDevice IDType	The type of device ID in the SecondaryDeviceID floating field.	USHORT	2
SecondaryCallID	The Call ID value assigned to the secondary call by the peripheral or Unified CCE.	UINT	4
TransferringDeviceType	The type of device ID in the TransferringDeviceID floating field.	USHORT	2
TransferredDeviceType	The type of device ID in the TransferredDeviceID floating field.	USHORT	2
LocalConnectionState	The state of the local end of the connection.	USHORT	2

EventCause	A reason for the occurrence of the event.	USHORT	2
Floating Part			
Field Name	Value	Data Type	Max. Size
PrimaryDeviceID	The device ID of the device associated with the primary call connection.	STRING	64
SecondaryDeviceID	The device ID of the device associated with the secondary call connection.	STRING	64
TransferringDeviceID (optional)	The device ID of the device that transferred the call.	STRING	64
TransferredDeviceID (optional)	The device ID of the device to which the call was transferred.	STRING	64
ConnectedPartyCallID (optional)	The Call ID value assigned to one of the call parties. There may be more than one ConnectedPartyCallID field in the message (see NumParties).	UINT	4
ConnectedPartyDevice IDType (optional)	The type of device ID in the following ConnectedParty DeviceID floating field. There may be more than one ConnectedParty DeviceIDType field in the message (see NumParties). This field always immediately follows the corresponding Connected PartyCallID field.	USHORT	2
ConnectedParty DeviceID (optional)	The device identifier of one of the call parties. There may be more than one ConnectedParty Device ID field in the message (see NumParties). This field always immediately follows the corresponding Connected PartyDevice IDType field.	STRING	64

Related Topics

[CALL_DELIVERED_EVENT](#), on page 12

[DeviceIDType Values](#)

[EventCause Values](#)

[LineType Values](#)

[LocalConnectionState Values](#)

[PeripheralType Values](#)

[Special Values](#)

CALL_DIVERTED_EVENT

The CTI Server may send a CALL_DIVERTED_EVENT message to the CTI client when a call is removed from a previous delivery target.

Table 16: CALL_DIVERTED_EVENT Message Format

Fixed Part			
Field Name	Value	Data Type	Byte Size
MessageHeader	Standard message header. MessageType = 19.	MHDR	8
MonitorID	The Monitor ID of the device or call monitor that caused this message to be sent to the client, or zero if there is no monitor associated with the event (All Events Service).	UINT	4
PeripheralID	The Unified CCE PeripheralID of the ACD where the call activity occurred.	UINT	4
PeripheralType	The type of the peripheral.	USHORT	2
ConnectionDevice IDType	The type of device ID in the ConnectionDeviceID floating field.	USHORT	2
ConnectionCallID	The Call ID value assigned to this call by the peripheral or Unified CCE.	UINT	4
ServiceNumber	The service that the call is attributed to, as known to the peripheral. May contain the special value NULL_SERVICE when not applicable or not available.	UINT	4
ServiceID	The ServiceID of the service that the call is attributed to. May contain the special value NULL_SERVICE when not applicable or not available.	UINT	4
DivertingDeviceType	The type of device ID in the DivertingDeviceID floating field.	USHORT	2
CalledDeviceType	The type of device ID in the CalledDeviceID floating field.	USHORT	2
LocalConnectionState	The state of the local end of the connection.	USHORT	2
EventCause	A reason for the occurrence of the event.	USHORT	2
Floating Part			
Field Name	Value	Data Type	Max. Size
ConnectionDeviceID	The device ID of the device associated with the connection.	STRING	64

DivertingDeviceID (optional)	The device ID of the device from which the call was diverted.	STRING	64
CalledDeviceID (optional)	The device ID of the device to which the call was diverted.	STRING	64

Related Topics

[ConnectionDeviceIDType Values](#)

[DeviceIDType Values](#)

[EventCause Values](#)

[LocalConnectionState Values](#)

[PeripheralType Values](#)

[Special Values](#)

CALL_SERVICE_INITIATED_EVENT

The CTI Server may send a CALL_SERVICE_INITIATED_EVENT message to the CTI client upon the initiation of telecommunications service (“dial tone”) at the agent’s teleset.

Table 17: CALL_SERVICE_INITIATED_EVENT Message Format

Fixed Part			
Field Name	Value	Data Type	Byte Size
MessageHeader	Standard message header. MessageType = 20.	MHDR	8
MonitorID	The Monitor ID of the device or call monitor that caused this message to be sent to the client, or zero if there is no monitor associated with the event (All Events Service).	UINT	4
PeripheralID	The Unified CCE PeripheralID of the ACD where the call activity occurred.	UINT	4
PeripheralType	The type of the peripheral.	USHORT	2
ConnectionDeviceIDType	The type of device ID in the ConnectionDeviceID floating field.	USHORT	2
ConnectionCallID	The Call ID value assigned to this call by the peripheral or Unified CCE.	UINT	4
LineHandle	Identifies the teleset line being used.	USHORT	2
LineType	The type of the teleset line.	USHORT	2
ServiceNumber	The service that the call is attributed to, as known to the peripheral. May contain the special value NULL_SERVICE when not applicable or not available.	UINT	4

ServiceID	The ServiceID of the service that the call is attributed to. May contain the special value NULL_SERVICE when not applicable or not available.	UINT	4
SkillGroupNumber	The number of the agent SkillGroup the call is attributed to, as known to the peripheral. May contain the special value NULL_SKILL_GROUP when not applicable or not available. Some ACDs ignore this field and/or use the ACD default; see the list in the CALL_DELIVERED_EVENT section.	UINT	4
SkillGroupID	The SkillGroupID of the agent SkillGroup the call is attributed to. May contain the special value NULL_SKILL_GROUP when not applicable or not available.	UINT	4
SkillGroupPriority	The priority of the skill group, or 0 when skill group priority is not applicable or not available.	USHORT	2
CallingDeviceType	The type of the device identifier supplied in the CallingDevice ID floating field.	USHORT	2
LocalConnectionState	The state of the local end of the connection.	USHORT	2
EventCause	A reason for the occurrence of the event.	USHORT	2
Floating Part			
Field Name	Value	Data Type	Max. Size
ConnectionDeviceID	The device ID of the device associated with the connection.	STRING	64
CallingDeviceID (optional)	The device ID of the calling device.	STRING	64
CallReferenceID (optional)	For Unified CCE systems where the Unified CM provides it, this will be a unique call identifier.	UNSPEC	32
COConnectionCallID (optional)	If specified, indicates that this call is a call on behalf of a consult call.	UINT	4
COCallConnection DeviceIDType (optional)	If specified, indicates the type of connection identifier specified in the ConnectionDeviceID floating field for the original call.	USHORT	2

Related Topics

[CALL_DELIVERED_EVENT](#), on page 12

[ConnectionDeviceIDType Values](#)

[DeviceIDType Values](#)

[EventCause Values](#)

[LineType Values](#)

[LocalConnectionState Values](#)

[PeripheralType Values](#)

Special Values

AGENT_STATE_EVENT

An agent state change (such as logging on or becoming available to handle incoming calls) generates an AGENT_STATE_EVENT message to the CTI client.

Table 18: AGENT_STATE_EVENT Message Format

Fixed Part			
Field Name	Value	Data Type	Byte Size
MessageHeader	Standard message header. MessageType = 30.	MHDR	8
MonitorID	The Monitor ID of the device or call monitor that caused this message to be sent to the client, or zero if there is no monitor associated with the event (All Events Service).	UINT	4
PeripheralID	The PeripheralID of the ACD where the call activity occurred.	UINT	4
SessionID	The CTI client SessionID of the Client_Events session associated with this agent, or zero if no such CTI session is currently open.	UINT	4
PeripheralType	The type of the peripheral.	USHORT	2
SkillGroupState	An AgentState value representing the current state of the associated agent with respect to the indicated Agent Skill Group.	USHORT	2
StateDuration	The number of seconds since the agent entered this state (typically 0).	UINT	4
SkillGroupNumber	The number of the agent SkillGroup affected by the state change, as known to the peripheral. May contain the special value NULL_SKILL_GROUP if not applicable or not available. Some ACDs ignore this field and/or use the ACD default; see the list in the CALL_DELIVERED_EVENT section.	USINT	4
SkillGroupID	The SkillGroupID of the agent SkillGroup affected by the state change. May contain the special value NULL_SKILL_GROUP when not applicable or not available.	UINT	4
SkillGroupPriority	The priority of the skill group, or 0 when skill group priority is not applicable or not available.	USHORT	2

AgentState	An AgentState value representing the current overall state of the associated agent.	USHORT	2
EventReasonCode	A peripheral-specific code indicating the reason for the state change. Note EventReasonCode is supported only for the Not Ready and Logged Off agent states.	USHORT	2
MRDID	Media Routing Domain ID as configured in Unified CCE and the ARM client.	INT	4
NumTasks	The number of tasks currently assigned to the agent – this is the number that Unified CCE compares to the MaxTaskLimit to decide if the agent is available to be assigned additional tasks. This includes active tasks as well as those that are offered, paused, and in wrapup.	UINT	4
AgentMode	The mode that the agent will be in when the login completes. ROUTABLE = 1, NOT ROUTABLE = 0	USHORT	2
MaxTaskLimit	The maximum number of tasks that the agent can be simultaneously working on.	UINT	4
ICMAgentID	The Unified CCE Skill Target ID, a unique agent identifier for Unified CCE.	INT	4

AgentAvailability Status	<p>An agent is Available, or eligible to be assigned a task in this Media Routing Domain if the agent meets all of these conditions:</p> <ul style="list-style-type: none"> • The agent is not in Not Ready state for the Media Routing Domain. • The agent is not working on a non-interruptible task in another Media Routing Domain. • The agent has not reached the maximum task limit for this Media Routing Domain. <p>An available agent is eligible to be assigned a task. Who can assign a task to the agent is determined by whether or not the agent is Routable.</p> <p>An agent is ICMAvailable in MRD X if he is available in X and Routable with respect to X. An agent is ApplicationAvailable in MRD X if he is available in X and not Routable with respect to X. Otherwise an agent is NotAvailable in MRD X.</p> <p>The values are:</p> <ul style="list-style-type: none"> • NOT AVAILABLE = 0 • ICM AVAILABLE = 1 • APPLICATION AVAILABLE = 2 	UINT	4
NumFltSkillGroups	If information for more than one skill group is passed this should be non-zero and indicate the number of floating FltSkillGroupNumber, FltSkillGroupID, FltSkillGroupPriority, and FltSkillGroupState floating fields present in the floating part of the message (up to 99). If 0, a single set of those entities is specified in the fixed part of the message.	USHORT	2
DepartmentID	Department ID of the Agent	INT	4
Floating Part			
Field Name	Value	Data Type	Max. Size
CTIClientSignature (optional)	The Client Signature of the CTI client associated with this agent.	STRING	64
AgentID (optional)	The agent's ACD login ID.	STRING	12
AgentExtension (optional)	The agent's ACD teleaset extension.	STRING	16
ActiveTerminal	The selected terminal device name, if any.	STRING	64
AgentInstrument (optional)	The agent's ACD instrument number.	STRING	64

Duration (optional)	If present specifies in seconds the anticipated time in the state specified. This useful for work states to estimate the time before going ready or not ready.	UINT	4
NextAgentState	The next agent state (if known).	USHORT	2
Direction	The direction of the call the agent is currently working on: <ul style="list-style-type: none"> • 0 = None • 1 = In • 2 =Out • 3 = Other In • 4 = Other Out • 5 = OutboundReserve • 6 = OutboundPreview • 7 = OutboundPredictiv 	UINT	4
FltSkillGroupNumber	The number of an agent SkillGroup queue that the call has been added to, as known to the peripheral. May contain the special value NULL_SKILL_GROUP when not applicable or not available. There may be more than one SkillGroupNumber field in the message (see NumSkillGroups).	INT	4
FltSkillGroupID	The Unified CCE SkillGroupID of the agent SkillGroup queue that the call has been added to. May contain the special value NULL_SKILL_GROUP when not applicable or not available. There may be more than one SkillGroupID field in the message (see NumSkillGroups). This field always immediately follows the corresponding SkillGroupNumber field.	UINT	4
FltSkillGroup Priority	The priority of the skill group, or 0 when skill group priority is not applicable or not available. There may be more than one SkillGroupPriority field in the message (see NumSkillGroups). This field always immediately follows the corresponding SkillGroupID field.	USHORT	2
FltSkillGroupState	An AgentState value representing the current state of the associated agent with respect to the skill group. There may be more than one SkillGroupState field in the message (see NumSkillGroups). This field always immediately follows the corresponding SkillGroupPriority field.	USHORT	2

MaxBeyondTaskLimit	The maximum number of tasks that the agent can simultaneously be working on after reaching maximum task limit.	UINT	4
--------------------	--	------	---

Related Topics[AgentState Values](#)[CALL_DELIVERED_EVENT](#), on page 12[PeripheralType Values](#)[Special Values](#)

CALL_REACHED_NETWORK_EVENT

The CTI Server may send a CALL_REACHED_NETWORK_EVENT message to the CTI client when an outbound call is connected to another network.

Table 19: CALL_REACHED_NETWORK_EVENT Message Format

Fixed Part			
Field Name	Value	Data Type	Byte Size
MessageHeader	Standard message header. MessageType = 34.	MHDR	8
MonitorID	The Monitor ID of the device or call monitor that caused this message to be sent to the client, or zero if there is no monitor associated with the event (All Events Service).	UINT	4
PeripheralID	The Unified CCE PeripheralID of the ACD where the call activity occurred.	UINT	4
PeripheralType	The type of the peripheral.	USHORT	2
ConnectionDevice IDType	The type of device ID in the ConnectionDeviceID floating field.	USHORT	2
ConnectionCallID	The Call ID value assigned to this call by the peripheral or Unified CCE.	UINT	4
LineHandle	This field identifies the teletset line used, if known. Otherwise this field is set to 0xffff.	USHORT	2
LineType	Indicates the type of the teletset line given in the LineHandle field.	USHORT	2
TrunkUsedDevice Type	The type of device ID in the TrunkUsedDeviceID floating field.	USHORT	2
CalledDeviceType	The type of device ID in the CalledDeviceID floating field.	USHORT	2
LocalConnectionState	The state of the local end of the connection.	USHORT	2
EventCause	A reason for the occurrence of the event.	USHORT	2

Floating Part			
Field Name	Value	Data Type	Max. Size
ConnectionDeviceID	The device ID of the device associated with the connection.	STRING	64
TrunkUsedDeviceID (optional)	The device ID of the selected trunk.	STRING	64
CalledDeviceID (optional)	The device ID of the called device.	STRING	64
TrunkNumber (optional)	The number representing a trunk.	UINT	4
TrunkGroup Number (optional)	The number representing a trunk group.	UINT	4

Related Topics

[ConnectionDeviceIDType Values](#)

[DeviceIDType Values](#)

[EventCause Values](#)

[LocalConnectionState Values](#)

[PeripheralType Values](#)

CALL_QUEUED_EVENT

The CTI Server may send a CALL_QUEUED_EVENT message to the CTI client when a call is placed in a queue pending the availability of some resource.

Table 20: CALL_QUEUED_EVENT Message Format

Fixed Part			
Field Name	Value	Data Type	Byte Size
MessageHeader	Standard message header. MessageType = 21.	MHDR	8
MonitorID	The Monitor ID of the device or call monitor that caused this message to be sent to the client, or zero if there is no monitor associated with the event (All Events Service).	UINT	4
PeripheralID	The Unified CCE PeripheralID of the ACD where the call activity occurred.	UINT	4
PeripheralType	The type of the peripheral.	USHORT	2
ConnectionDevice IDType	The type of device ID in the ConnectionDeviceID floating field.	USHORT	2
ConnectionCallID	The Call ID value assigned to this call by the peripheral or Unified CCE.	UINT	4

ServiceNumber	The service that the call is attributed to, as known to the peripheral. May contain the special value NULL_SERVICE when not applicable or not available.	UINT	4
ServiceID	The ServiceID of the service that the call is attributed to. May contain the special value NULL_SERVICE when not applicable or not available.	UINT	4
QueueDeviceType	The type of device ID in the QueueDeviceID floating field.	USHORT	2
CallingDeviceType	The type of device ID in the CallingDeviceID floating field.	USHORT	2
CalledDeviceType	The type of device ID in the CalleDeviceID floating field.	USHORT	2
LastRedirect DeviceType	The type of device ID in the LastRedirectDeviceID floating field.	USHORT	2
NumQueued	The number of calls in the queue for this service.	USHORT	2
NumSkillGroups	The number of Skill Group queues that the call has queued to, up to a maximum of 20. This value also indicates the number of Skill GroupNumber, Skill GroupID, and SkillGroupPriority floating fields in the floating part of the message.	USHORT	2
LocalConnection State	The state of the local end of the connection.	USHORT	2
EventCause	A reason for the occurrence of the event.	USHORT	2
Floating Part			
Field Name	Value	Data Type	Max. Size
ConnectionDevice ID	The device ID of the device associated with the connection.	STRING	64
QueueDeviceID (optional)	The device ID of the queuing device.	STRING	64
CallingDeviceID (optional)	The device ID of the calling device.	STRING	64
CalledDeviceID (optional)	The device ID of the called device.	STRING	64
LastRedirectDevice ID (optional)	The device ID of the redirecting device.	STRING	64
SkillGroupNumber	The number of an agent SkillGroup queue that the call has been added to, as known to the peripheral. May contain the special value NULL_SKILL_GROUP when not applicable or not available. There may be more than one SkillGroup Number field in the message (see NumSkillGroups). Some ACDs ignore this field and/or use the ACD default; see the list in the CALL_DELIVERED_EVENT section.	INT	4

SkillGroupID	The Unified CCE SkillGroupID of the agent SkillGroup queue that the call has been added to. May contain the special value NULL_SKILL_GROUP when not applicable or not available. There may be more than one SkillGroupID field in the message (see NumSkill Groups). This field always immediately follows the corresponding SkillGroupNumber field.	UINT	4
SkillGroupPriority	The priority of the skill group, or 0 when skill group priority is not applicable or not available. There may be more than one SkillGroup Priority field in the message (see NumSkillGroups). This field always immediately follows the corresponding SkillGroupID field.	USHORT	2

Related Topics

[CALL_DELIVERED_EVENT](#), on page 12

[ConnectionDeviceIDType Values](#)

[DeviceIDType Values](#)

[EventCause Values](#)

[LocalConnectionState Values](#)

[PeripheralType Values](#)

[Special Values](#)

CALL_DEQUEUED_EVENT

The CTI Server may send a CALL_DEQUEUED_EVENT message to the CTI client when a call is removed from a queue.

Table 21: CALL_DEQUEUED_EVENT Message Format

Fixed Part			
Field Name	Value	Data Type	Byte Size
MessageHeader	Standard message header. MessageType = 86.	MHDR	8
MonitorID	The Monitor ID of the device or call monitor that caused this message to be sent to the client, or zero if there is no monitor associated with the event (All Events Service).	UINT	4
PeripheralID	The Unified CCE PeripheralID of the ACD where the call activity occurred.	UINT	4
PeripheralType	The type of the peripheral.	USHORT	2
ConnectionDeviceIDType	The type of device ID in the ConnectionDeviceID floating field.	USHORT	2
ConnectionCallID	The Call ID value assigned to this call by the peripheral or Unified CCE.	UINT	4

QueueDeviceType	Indicates the type of device identifier supplied in the QueueDeviceID floating field.	USHORT	2
ServiceNumber	The service that the call is attributed to, as known to the peripheral. May contain the special value NULL_SERVICE when not applicable or not available.	UINT	4
ServiceID	The ServiceID of the service that the call is attributed to. May contain the special value NULL_SERVICE when not applicable or not available.	UINT	4
NumQueued	The number of calls remaining in the queue for this service.	USHORT	2
NumSkillGroups	The number of Skill Group queues that the call has been removed from, up to a maximum of 20. This value also indicates the number of SkillGroupNumber, Skill GroupID, and SkillGroup Priority floating fields in the floating part of the message. A zero value indicates that the call has been implicitly removed from all queues.	USHORT	2
LocalConnection State	The state of the local end of the connection.	USHORT	2
EventCause	A reason for the occurrence of the event.	USHORT	2
Floating Part			
Field Name	Value	Data Type	Max. Size
Connection DeviceID	The device ID of the device associated with the connection.	STRING	64
SkillGroup Number	The number of an agent Skill Group queue that the call has been removed from, as known to the peripheral. May contain the special value NULL_SKILL_GROUP when not applicable or not available. There may be more than one SkillGroupNumber field in the message (see NumSkillGroups). Some ACDs ignore this field and/or use the ACD default; see the list in the CALL_DELIVERED_EVENT section.	UINT	4
SkillGroupID	The SkillGroupID of the agent SkillGroup queue that the call has been removed from. May contain the special value NULL_SKILL_GROUP when not applicable or not available. There may be more than one SkillGroupID field in the message (see NumSkill Groups). This field always immediately follows the corresponding SkillGroup Number field.	UINT	4
SkillGroupPriority	The priority of the skill group, or 0 when skill group priority is not applicable or not available. There may be more than one SkillGroup Priority field in the message (see NumSkillGroups). This field always immediately follows the corresponding SkillGroupID field.	USHORT	2

Related Topics[CALL_DELIVERED_EVENT](#), on page 12[ConnectionDeviceIDType Values](#)[DeviceIDType Values](#)[EventCause Values](#)[LocalConnectionState Values](#)[PeripheralType Values](#)[Special Values](#)

CALL_ATTRIBUTE_CHANGE_EVENT

Changes to certain key attributes of the call will generate a CALL_ATTRIBUTE_CHANGE_EVENT to the client.

Table 22: CALL_ATTRIBUTE_CHANGE_EVENT Message Format

Fixed Part			
Field Name	Value	Data Type	Byte Size
MessageHeader	Standard message header.	MHDR	8
MonitorID	Always 0	UINT	4
PeripheralID (CRS_PERIPHERAL_ID for ICD)	The ICM PeripheralID of the ACD where the call is located.	UINT	4
PeripheralType (PT_CRS or PT_IPCC)	The type of the peripheral.	USHORT	2
ConnectionDeviceIDType	Indicates the type of the connection identifier supplied in the ConnectionDeviceID floating field.	USHORT	4
CallTypeID	The ICM call type of the call. May be 0 if not changed.	UINT	4
ServiceNumber	The Peripheral Number of Service of the call. May be 0 if not changed.	UINT	4
Floating Part			
Field Name	Value	Data Type	Max. Size
ConnectionDeviceID (Optional)	The identifier of the connection between the call and the device.	STRING	64

AGENT_PRE_CALL_EVENT

An AGENT_PRE_CALL_EVENT message is generated when a call or task is routed to Enterprise Agent. The message contains the call context data that is assigned to the call after it arrives at the agent's desktop. Unlike the translation route event message, which is only sent to All Event clients, the AGENT_PRE_CALL_EVENT message is also sent to the targeted Client Events client, if any. Typically, the AGENT_PRE_CALL_EVENT message is received before the BEGIN_CALL_EVENT announcing the arrival of the call at the agent's device. Application developers should note that it is possible, but not typical, for the call to arrive at the agent and to receive a BEGIN_CALL_EVENT message and other call event messages for the call before the AGENT_PRE_CALL_EVENT message is received.

Table 23: AGENT_PRE_CALL_EVENT Message Format

Fixed Part			
Field Name	Value	Data Type	Byte Size
MessageHeader	Standard message header. MessageType = 105.	MHDR	8
MonitorID	The Monitor ID of the device monitor that caused this message to be sent to the client, or zero if there is no monitor associated with the event (All Events Service).	UINT	4
NumNamed Variables	The number of NamedVariable floating fields present in the floating part of the message.	USHORT	2
NumNamedArrays	The number of NamedArray floating fields present in the floating part of the message.	USHORT	2
ServiceNumber	The service that the call is attributed to, as known to the peripheral. May contain the special value NULL_SERVICE when not applicable or not available.	UINT	4
ServiceID	The Unified CCE ServiceID of the service that the call is attributed to. May contain the special value NULL_SERVICE when not applicable or not available.	UINT	4
SkillGroupNumber	The number of the agent Skill Group the call is attributed to, as known to the peripheral. May contain the special value NULL_SKILL_GROUP when not applicable or not available. Some ACDs ignore this field and/or use the ACD default; see the list in the CALL_DELIVERED_EVENT section.	UINT	4
SkillGroupID	The SkillGroupID of the agent SkillGroup the call is attributed to. May contain the special value NULL_SKILL_GROUP when not applicable or not available.	UINT	4
SkillGroupPriority	The priority of the skill group, or 0 when skill group priority is not applicable or not available.	USHORT	2
MRDID	Media Routing Domain ID as configured in Unified CCE and the ARM client.	INT	4

AgentSkillTargetID	The skill target ID of the agent to whom the task or call will be routed.	UINT	4
Floating Part			
Field Name	Value	Data Type	Max. Size
AgentInstrument	The agent instrument that the call will be routed to.	STRING	64
RouterCallKeyDay	Together with the RouterCallKeyCallID field forms the unique 64-bit key for locating this call's records in the Unified CCE.	UINT	4
RouterCallKey CallID	The call key created by Unified CCE. Unified CCE resets this counter at midnight.	UINT	4
RouterCallKey SequenceNumber	Together with RouterCallKeyDay and RouterCallKeyCallID fields forms the TaskID.	UINT	4
ANI (optional)	The calling line ID of the caller.	STRING	40
UserToUserInfo (optional)	The ISDN user-to-user information element.	UNSPEC	131
DialedNumber (optional)	The number dialed.	STRING	40
CallerEnteredDigits (optional)	The digits entered by the caller in response to IVR prompting.	STRING	40
FltCallTypeID (optional)	If present, shows the call type of the call.	UINT	4
PreCallInvokeID (optional)	If present, specifies the invoke of the PreCall related to this event.	UNIT	4
CallVariable1 (optional)	Call-related variable data.	STRING	41
...
CallVariable10 (optional)	Call-related variable data.	STRING	41
NamedVariable (optional)	Call-related variable data that has a variable name defined in the Unified CCE. There may be an arbitrary number of Named Variable and NamedArray fields in the message, subject to a combined total limit of 2000 bytes.	NAMED VAR	251
NamedArray (optional)	Call-related variable data that has an array variable name defined in the Unified CCE. There may be an arbitrary number of Named Variable and NamedArray fields in the message, subject to a combined total limit of 2000 bytes.	NAMED ARRAY	252

AgentID (optional)	The agent ID of the agent to whom the task or call will be routed.	STRING	12
ProtocolReferenceGUID (Optional)	Protocol Call Reference GUID for Agent Services	STRING	40
NumOfEnabledServices (Optional)	The number of services enabled for this call.	USHORT	2
FltEnabledServices (Optional)	List of services enabled for the agent. The size of it is determined by the NumOfEnabledServices. service types are:- 1. 01 - Agent_Answers 2. 02 - Agent_Call_Transcription	USHORT *NumOfEnabledServices	2* NumOfEnabledServices
CcaiConfigId (Optional)	The config ID created by the AI service	STRING	40

Related Topics

[CALL_DELIVERED_EVENT](#), on page 12

[NAMEDVAR Data Type](#)

[NAMEDARRAY Data Type](#)

[Special Values](#)

AGENT_PRE_CALL_ABORT_EVENT

An AGENT_PRE_CALL_ABORT_EVENT message is generated when a call or task that was previously announced via an AGENT_PRE_CALL_EVENT cannot be routed as intended (due to a busy or other error condition detected during call routing) to Enterprise Agent. The AGENT_PRE_CALL_ABORT_EVENT message is sent to the to ALL_EVENTS client.

Table 24: AGENT_PRE_CALL_ABORT_EVENT Message Format

Fixed Part			
Field Name	Value	Data Type	Max. Size
MessageHeader	Standard message header. MessageType = 106.	MHDR	8
MonitorID	The Monitor ID of the device monitor that caused this message to be sent to the client, or zero if there is no monitor associated with the event (All Events Service).	UINT	4
MRDID	Media Routing Domain ID as configured in Unified CCE and the ARM client.	INT	4
Floating Part			

Field Name	Value	Data Type	Max. Size
AgentInstrument	The agent instrument that the call was to have been routed to.	STRING	64
RouterCallKeyDay	Together with the RouterCall KeyCallID field forms the unique 64-bit key for locating this call's records in the Unified CCE.	UINT	4
RouterCallKey CallID	The call key created by Unified CCE. Unified CCE resets this counter at midnight.	UINT	4
RouterCallKey SequenceNumber	Together with RouterCallKeyDay and RouterCallKeyCallID fields forms the TaskID.	UINT	4

RTP_STARTED_EVENT

The RTP_STARTED_EVENT message indicates that an RTP media stream has been started. There are two media streams for audio media so there will be two RTP Started events, one indicating the input has started (i.e. the phone is listening) and the other that the output has started (i.e. the outgoing media from the agent phone has begun).

The RTP_STARTED_EVENT message will generally come up at the same time as the established event. It also occurs when a call is retrieved from being on hold, and when the transfer or conference operations are completed.

There is no guarantee of order of the RTP started events in relationship to the established and retrieved events. The RTP started events may occur before or after the established event.

Table 25: RTP_STARTED_EVENT Message Format

Fixed Part			
Field Name	Value	Data Type	Byte Size
MessageHeader	Standard message header. MessageType = 116.	MHDR	8
MonitorID	The Monitor ID of the device or call monitor that caused this message to be sent to the client, or zero if there is no monitor associated with the event (All Events Service).	UINT	4
PeripheralID	The PeripheralID of the ACD where the device is located.	UINT	4
ClientPort	The TCP/IP port number of the CTI Client connection.	UINT	4

Direction	The direction of the event. One of the following values: 0: Input; 1: Output; 2: Bi-directional.	USHORT	2
RTPType	The type of the event. One of the following values: 0: Audio; 1: Video; 2: Data.	USHORT	2
BitRate	The media bit rate, used for g.723 payload only.	UINT	4
EchoCancellation	on/off	USHORT	2
PacketSize	In milliseconds.	UINT	4
PayloadType	The audio codec type.	USHORT	2
ConnectionDevice IDType	Indicates the type of the connection identifier supplied in the ConnectionDeviceID floating field.	USHORT	2
ConnectionCallID	The Call ID value assigned to this call by the peripheral or Unified CCE.	UINT	4
Floating Part			
Field Name	Value	Data Type	Max. Size
Connection DeviceID	The identifier of the connection between the call and the device.	STRING	64
ClientAddress	The IP address of the CTI client.	STRING	64
AgentID (optional)	The agent's ACD login ID.	STRING	12
AgentExtension (optional)	The agent's ACD teleset extension.	STRING	16
AgentInstrument (optional)	The agent's ACD instrument number.	STRING	64
SendingAddress	The IP Address that the client is sending the RTP stream to.	STRING	64
SendingPort	The UDP port number that the client is sending the RTP Stream to.	UINT	4

RTP_STOPPED_EVENT

The RTP_STOPPED_EVENT message indicates that an RTP media has been stopped. There are two media streams for audio media so there will be two RTP Stopped events, one indicating the input has started (i.e. the phone is not listening) and the other that the output has started (i.e. the outgoing media from the agent phone has stopped).

The RTP_STOPPED_EVENT will be received when the call is placed on hold, and when the call disconnects.

Table 26: RTP_STOPPED_EVENT Message Format

Fixed Part			
Field Name	Value	Data Type	Byte Size
MessageHeader	Standard message header. MessageType = 117.	MHDR	8
MonitorID	The Monitor ID of the device or call monitor that caused this message to be sent to the client, or zero if there is no monitor associated with the event (All Events Service).	UINT	4
PeripheralID	The Unified CCE PeripheralID of the ACD where the device is located.	UINT	4
ClientPort	The TCP/IP port number of the CTI Client connection that was closed.	UINT	4
Direction	The direction of the event. One of the following values: 0: Input; 1: Output; 2: Bi-directional.	USHORT	2
ConnectionDevice IDType	Indicates the type of the connection identifier supplied in the ConnectionDeviceID floating field.	USHORT	2
ConnectionCallID	The Call ID value assigned to this call by the peripheral or Unified CCE.	UINT	4
Floating Part			
Field Name	Value	Data Type	Max. Size
ConnectionDevice ID	The identifier of the connection between the call and the device.	STRING	64
ClientAddress	The IP address of the CTI client.	STRING	64
AgentID (optional)	The agent's ACD login ID.	STRING	12

AgentExtension (optional)	The agent's ACD teleset extension.	STRING	16
AgentInstrument (optional)	The agent's ACD instrument number.	STRING	64
SendingAddress	The IP Address that the client is sending the RTP stream to.	STRING	64
SendingPort	The UDP port number that the client is sending the RTP Stream to.	UINT	4

NETWORK_RECORDING_STARTED_EVENT

This message will be sent by a CTI server to clients indicating start of recording at recording server.

Table 27: NETWORK_RECORDING_STARTED_EVENT

Field Name	Value	Data Type	Byte Size
Fixed Part			
MessageHeader	Standard message header. MessageType = 272.	MHDR	8
MonitorID	The Monitor ID of the device or call monitor that sent this message to the client. It can also be zero if there is no monitor associated with the event (All Events Service).	UINT	4
PeripheralID	The PeripheralID of the ACD where the call is located.	UINT	4
ConnectionCallID	The Call ID value assigned to this call by the peripheral or Unified CCE.	UINT	4
ConnectionDeviceIDType	Indicates the type of the connection identifier supplied in the ConnectionDeviceID floating field.	USHORT	2
RecordingDeviceType	The type of device ID in the RecordingDeviceID floating field.	USHORT	2
Floating Part			
ConnectionDeviceID	The identifier of the connection between the call and the device	STRING	64
RecordingDeviceID (Optional)	The device ID of the device on which recording is started.	STRING	64

NETWORK_RECORDING_ENDED_EVENT

This message will be sent by a CTI server to clients indicating recording ended at recording server.

Recording End is signaled either by Network Recording End event or by Call Cleared Event

Table 28: NETWORK_RECORDING_ENDED_EVENT

Field Name	Value	Data Type	Byte Size
Fixed Part			
MessageHeader	Standard message header. MessageType = 273.	MHDR	8
MonitorID	The Monitor ID of the device or call monitor that sent this message to the client. It can also be zero if there is no monitor associated with the event (All Events Service).	UINT	4
PeripheralID	The PeripheralID of the ACD where the call is located.	UINT	4
ConnectionCallID	The Call ID value assigned to this call by the peripheral or Unified CCE.	UINT	4
ConnectionDeviceIDType	Indicates the type of the connection identifier supplied in the ConnectionDeviceID floating field.	USHORT	2
RecordingDeviceType	The type of device ID in the RecordingDeviceID floating field.	USHORT	
Floating Part			
ConnectionDeviceID	The identifier of the connection between the call and the device.	STRING	64
RecordingDeviceID (Optional)	The device ID of the device on which recording is ended.	STRING	64

NETWORK_RECORDING_FAILED_EVENT

This message will be sent by a CTI server to clients indicating recording failed at recording server.

Table 29: NETWORK_RECORDING_FAILED_EVENT

Field Name	Value	Data Type	Byte Size
Fixed Part			

Field Name	Value	Data Type	Byte Size
MessageHeader	Standard message header. MessageType = 274.	MHDR	8
MonitorID	The Monitor ID of the device or call monitor that sent this message to the client. It can also be zero if there is no monitor associated with the event (All Events Service).	UINT	4
PeripheralID	The PeripheralID of the ACD where the call is located.	UINT	4
ConnectionCallID	The Call ID value assigned to this call by the peripheral or Unified CCE.	UINT	4
ConnectionDeviceIDType	Indicates the type of the connection identifier supplied in the ConnectionDeviceID floating field.	USHORT	2
RecordingDeviceType	The type of device ID in the RecordingDeviceID floating field.	USHORT	2
RecordFailureCause	A Status Code value specifying the reason of failure. This would be pass-thorough as received from CUCM on JTAPI.	USHORT	2
Floating Part			
ConnectionDeviceID	The identifier of the connection between the call and the device.	STRING	64
RecordingDeviceID (Optional)	The device ID of the device on which recording is failed.	STRING	64

NETWORK_RECORDING_TARGET_INFO_EVENT

This message will be sent by a CTI server to recording initiator providing info about Recorder.

Table 30: NETWORK_RECORDING_TARGET_INFO_EVENT

Field Name	Value	Data Type	Byte Size
Fixed Part			
MessageHeader	Standard message header. MessageType = 275.	MHDR	8

Field Name	Value	Data Type	Byte Size
MonitorID	The Monitor ID of the device or call monitor that sent this message to the client. It can also be zero if there is no monitor associated with the event (All Events Service).	UINT	4
PeripheralID	The PeripheralID of the ACD where the call is located.	UINT	4
ConnectionCallID	The Call ID value assigned to this call by the peripheral or Unified CCE.	UINT	4
ConnectionDeviceIDType	Indicates the type of the connection identifier supplied in the ConnectionDeviceID floating field.	USHORT	2
RecordingDeviceType	The type of device ID in the RecordingDeviceID floating field.	USHORT	2
RecordingType	The recording type can be: <ul style="list-style-type: none"> • 0: CALL_RECORDING_TYPE_NONE • 1: CALL_RECORDING_TYPE_AUTOMATIC • 2: CALL_RECORDING_TYPE_PERSONNEL_SENT • 3: CALL_RECORDING_TYPE_PERSONNEL_FROM_DME • 4: CALL_RECORDING_TYPE_PERSONNEL_FROM_ACD 	USHORT	2
MediaForkingDeviceType	Media Forking Device Type for Gateway Recording. The forking device type can be: <ul style="list-style-type: none"> • 0: CALL_RECORDING_MEDIA_FORKING_DEVICE_TYPE_NONE • 1: CALL_RECORDING_MEDIA_FORKING_DEVICE_TYPE_PHONE • 2: CALL_RECORDING_MEDIA_FORKING_DEVICE_TYPE_GW 	USHORT	2

Field Name	Value	Data Type	Byte Size
Floating Part			
ConnectionDeviceID	The identifier of the connection between the call and the device.	STRING	64
RecordingDeviceID (Optional)	The device ID of the device on which recording is started.	STRING	64
RecorderAddress	Recorder address.	STRING	64
TerminalName	Terminal name of the recording device	STRING	64
MediaForkingDeviceName	Forking Device Name for Gateway Recording	STRING	64
ProtocolReferenceGUID	Protocol Call Reference GUID for Gateway Recording	STRING	64
MediaForkingClusterID	Forking Cluster ID for Gateway Recording	STRING	64
RecorderURI (Optional)	URI of the MultiForking first recorder giving preference to mandatory recorder. Supported from CUCM Release 12.5(1)	STRING	64
RecorderErrorMsg (Optional)	Error message of the MultiForking first recorder giving preference to mandatory recorder. Supported from CUCM Release 12.5(1)	STRING	64
RecorderType(Optional)	<p>Integer which denotes the type of recorder. The recorder type can be:</p> <ul style="list-style-type: none"> • 0: CALL_RECORDING_MEDIA_FORKING_RECORDER_TYPE_UNKNOWN • 1: CALL_RECORDING_MEDIA_FORKING_RECORDER_TYPE_OPTIONAL_RECORDER • 2: CALL_RECORDING_MEDIA_FORKING_RECORDER_TYPE_MANDATORY_RECORDER <p>Supported from CUCM Release 12.5(1)</p>	USHORT	2

Field Name	Value	Data Type	Byte Size
RecorderStatus (Optional)	<p>Integer which denotes the type of recorder. The recorder type can be:</p> <ul style="list-style-type: none"> • 0: CALL_RECORDING_MEDIA_FORKING_RECORDER_STATUS_UNKNOWN • 1: CALL_RECORDING_MEDIA_FORKING_RECORDER_STATUS_SUCCESS • 2: CALL_RECORDING_MEDIA_FORKING_RECORDER_STATUS_FAILURE <p>Supported from CUCM Release 12.5(1)</p>	USHORT	2

All Events Service

All Events Service

The All Events service is conceptually similar to the Client Events service, and uses many of the same messages. Unlike the Client Events service, however, the CTI client that has been granted All Events service is associated with a CTI Bridge application. Such a CTI Client receives messages for all call events, not just those associated with a specific teleset. Also, because there is no specific teleset association, this CTI client may receive call events that occur before any agent has been chosen by the peripheral for the call. The following messages describe these additional events.

Table 31: All Events Service Messages

Message	When Sent to CTI Client
CALL_DELIVERED_EVENT	When an inbound ACD trunk is seized.
CALL_TRANSLATION_ROUTE_EVENT	When a call is routed to a peripheral monitored by the PG via a translation route.

CALL_DELIVERED_EVENT

In addition to the Client Events service CALL_DELIVERED_EVENT message, a CTI client with the All Events service may also receive a CALL_DELIVERED_EVENT message when an inbound ACD trunk is seized. The same message format is used in both cases; the LocalConnectionState field distinguishes between the two cases. In this case, the LocalConnectionState is set to LCS_INITIATE.

CALL_TRANSLATION_ROUTE_EVENT

The CTI Server sends a CALL_TRANSLATION_ROUTE_EVENT message to the CTI client when a call is routed to a peripheral monitored by the PG via a translation route. The message contains the call context data that will be assigned to the call after it arrives at the peripheral.

Table 32: CALL_TRANSLATION_ROUTE_EVENT Message Format

Fixed Part			
Field Name	Value	Data Type	Byte Size
MessageHeader	Standard message header. MessageType = 22.	MHDR	8
NumNamedVariables	The number of Named Variable floating fields present in the floating part of the message.	USHORT	2
NumNamedArrays	The number of NamedArray floating fields present in the floating part of the message.	USHORT	2
Floating Part			
Field Name	Value	Data Type	Max. Size
ANI (optional)	The calling line ID of the caller.	STRING	40
UserToUserInfo (optional)	The ISDN user-to-user information element.	UNSPEC	131
DNIS	The DNIS of the expected call.	STRING	32
DialedNumber (optional)	The number dialed.	STRING	40
CallerEnteredDigits (optional)	The digits entered by the caller in response to VRU prompting.	STRING	40
RouterCallKeyDay	Together with the RouterCallKey CallID field forms the unique 64-bit key for locating this call's records in the Unified CCE.	UINT	4
RouterCallKeyCallID	The call key created by Unified CCE. Unified CCE resets this counter at midnight.	UINT	4
RouterCallKey SequenceNumber	Together with RouterCallKeyDay and RouterCallKeyCallID fields forms the TaskID.	UINT	4
CallVariable1 (optional)	Call-related variable data.	STRING	41
...
CallVariable10 (optional)	Call-related variable data.	STRING	41

NamedVariable (optional)	Call-related variable data that has a variable name defined in the Unified CCE. There may be an arbitrary number of Named Variable and NamedArray fields in the message, subject to a combined total limit of 2000 bytes.	NAMED VAR	251
NamedArray (optional)	Call-related variable data that has an array variable name defined in the Unified CCE. There may be an arbitrary number of Named Variable and NamedArray fields in the message, subject to a combined total limit of 2000 bytes.	NAMED ARRAY	252

Related Topics

[NAMEDVAR Data Type](#)

[NAMEDARRAY Data Type](#)

Peripheral Monitor Service

Peripheral Monitor service is similar to All Events service, and uses many of the same messages. Unlike All Events service, however, the CTI client that has been granted Peripheral Monitor service must specify for which devices and/or calls it wishes to receive events. The CTI client does this by establishing a separate monitor for each device (Trunk, Trunk Group, or Agent Device) or call. The CTI client can add or remove monitors at any time after it opens the session without closing and re-opening the session or affecting any other established monitors. When a Peripheral Monitor client has multiple monitors that are relevant to an event message, the client receives a corresponding number of event messages. The MonitorID in each event message indicates which monitor is associated with that message. Peripheral Monitor service clients also receive the CALL_TRANSLATION_ROUTE event described in Table 5-28 CALL_TRANSLATION_ROUTE_EVENT Message Format.

Monitors are not preserved across CTI Server failures or client session failures. All monitors that a CTI client creates are automatically terminated when the session is terminated. In addition, call monitors are automatically terminated when the corresponding call ends. CTI clients must re-create monitors when opening a new CTI session following a failure or loss of connection. No messages are received for any events that may have occurred during the intervening time interval.

Table 33: Peripheral Monitor Service Messages

Message	When Sent to CTI Client
MONITOR_START_REQ	When a new monitor is created for a call or device.
MONITOR_STOP_REQ	When a call or device monitor is terminated.
CHANGE_MONITOR_MASK_REQ	When a call and agent state event mask is changed.

Related Topics

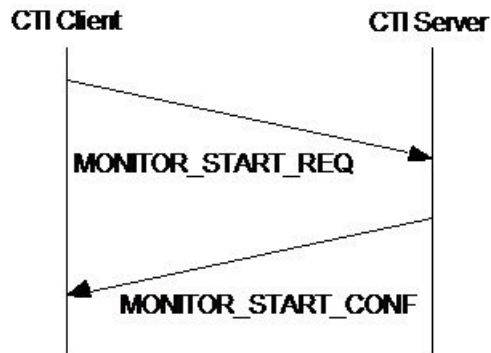
[CALL_TRANSLATION_ROUTE_EVENT](#), on page 54

MONITOR_START_REQ

Use this message to create a new monitor for the given call or device.

This figure depicts the Monitor Start message flow.

Figure 1: Monitor Start Message Flow



This table defines the MONITOR_START_REQ Message Format.

Table 34: MONITOR_START_REQ Message Format

Fixed Part			
Field Name	Value	Data Type	Byte Size
MessageHeader	Standard message header. MessageType = 93.	MHDR	8
InvokeID	An ID for this request message that will be returned in the corresponding confirm message.	UINT	4
PeripheralID	The PeripheralID of the ACD where the call or device to be monitored is located.	UINT	4
Connection CallID	The Call ID value of the call to be monitored. Set this field to zero when creating a monitor for a device.	UINT	4
CallMsgMask	A bitwise combination of the Unsolicited Call Event Message Masks listed in that the CTI client wishes to receive from this monitor.	UINT	4
AgentStateMask	A bitwise combination of Agent State Masks that the CTI client wishes to receive from this monitor.	UINT	4
Connection DeviceIDType	Indicates the type of the device identifier supplied in the ConnectionDeviceID floating field when creating a monitor for a call. Set this field to CONNECTION_ID_NONE when creating a monitor for a device.	USHORT	2

MonitoredDeviceType	Indicates the type of the device identifier supplied in the MonitoredDeviceID floating field when creating a monitor for a device. Set this field to DEVID_NONE when creating a monitor for a call.	USHORT	2
Floating Part			
Field Name	Value	Data Type	Max. Size
ConnectionDeviceID (required for call monitor)	The device identifier of the device associated with the connection.	STRING	64
MonitoredDevice ID (required for device monitor)	The device identifier of the device to be monitored.	STRING	64

When the requested device or call monitor has been created, the CTI Server responds to the CTI client with the MONITOR_START_CONF message.

Table 35: MONITOR_START_CONF Message Format

Field Name	Value	Data Type	Byte Size
MessageHeader	Standard message header. MessageType = 94.	MHDR	8
InvokeID	Set to the same value as the InvokeID from the corresponding request message.	UINT	4
MonitorID	The Monitor ID of the new device or call monitor.	UINT	4

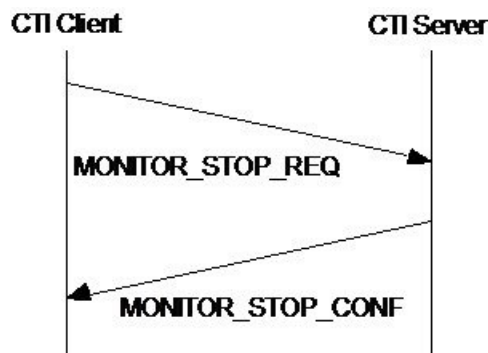
Related Topics

- [AgentState Values](#)
- [ConnectionDeviceIDType Values](#)
- [DeviceIDType Values](#)

MONITOR_STOP_REQ

Use this message to terminate a call or device monitor. This figure depicts the Monitor Stop message flow.

Figure 2: Monitor Stop Message Flow



The following tables define the MONITOR_STOP_REQ and MONITOR_STOP_CONF messages.

Table 36: MONITOR_STOP_REQ Message Format

Field Name	Value	Data Type	Byte Size
MessageHeader	Standard message header. MessageType = 95.	MHDR	8
InvokeID	An ID for this request message, returned in the corresponding confirm message.	UINT	4
MonitorID	The Monitor ID of the device or call monitor to be terminated.	UINT	4

When the requested device or call monitor has been terminated, the CTI Server responds to the CTI client with the MONITOR_STOP_CONF message.

Table 37: MONITOR_STOP_CONF Message Format

Field Name	Value	Data Type	Byte Size
MessageHeader	Standard message header. MessageType = 96.	MHDR	8
InvokeID	Set to the same value as the InvokeID from the corresponding request message.	UINT	4

CHANGE_MONITOR_MASK_REQ

Use this message to change the call and agent state change event masks used to filter messages from the given call or device monitor. This figure depicts the Change Monitor Mask message flow.

Figure 3: Change Monitor Mask Message Flow

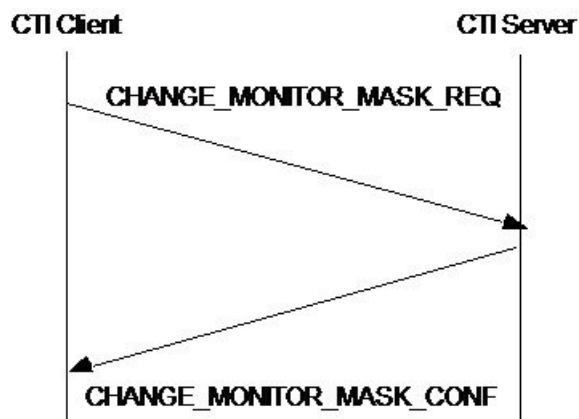


Table 38: CHANGE_MONITOR_MASK_REQ Message Format

Field Name	Value	Data Type	Byte Size
MessageHeader	Standard message header. MessageType = 97.	MHDR	8

InvokeID	An ID for this request message that will be returned in the corresponding confirm message.	UINT	4
MonitorID	The Monitor ID of the device or call monitor whose call and agent state change event masks are to be changed.	UINT	4
CallMsgMask	A bitwise combination of the Unsolicited Call Event Message Masks in that the CTI client wishes to receive from this monitor.	UINT	4
AgentStateMask	A bitwise combination of Agent State Masks that the CTI client wishes to receive from this monitor.	UINT	4

When the requested device or call monitor masks have been updated, the CTI Server responds to the CTI client with the CHANGE_MONITOR_MASK_CONF message.

Table 39: CHANGE_MONITOR_MASK_CONF Message Format

Field Name	Value	Data Type	Byte Size
MessageHeader	Standard message header. MessageType = 98.	MHDR	8
InvokeID	Set to the same value as the InvokeID from the corresponding request message.	UINT	4

Related Topics

[AgentState Values](#)

Client Monitor Service

The CTI client that has been granted Client Monitor service receives notifications when any other CTI client session is opened or closed. The client may then monitor the activity of any other CTI client session.

Table 40: Client Monitor Service Messages

Message	When Sent to CTI Client
CLIENT_SESSION_OPENED_EVENT	When a new client session opens.
CLIENT_SESSION_CLOSED_EVENT	When a client session closes.
SESSION_MONITOR_START_REQ	When monitoring of a client session starts.
SESSION_MONITOR_STOP_REQ	When monitoring of a client session ends.

CLIENT_SESSION_OPENED_EVENT

This message indicates that a new CTI client session has been opened. One of these messages is sent for each existing CTI client session to the newly opened session, as if those CTI clients had just opened their sessions.

Table 41: CLIENT_SESSION_OPENED_EVENT Message Format

Fixed Part			
Field Name	Value	Data Type	Byte Size
MessageHeader	Standard message header. MessageType = 99.	MHDR	8
SessionID	A value that uniquely identifies the newly opened CTI session.	UINT	4
PeripheralID	If the session was opened for Client Events Service, this field contains the PeripheralID of the ACD specified by the opening client. Otherwise, this field contains the special value 0xFFFFFFFF.	UINT	4
ServicesGranted	A bitwise combination of the CTI Services that the opening client has been granted.	UINT	4
CallMsgMask	A bitwise combination of Unsolicited Call Event Message Masks that were specified by the opening client.	UINT	4
AgentStateMask	A bitwise combination of Agent State Masks that were specified by the opening client.	UINT	4
ClientPort	The TCP/IP port number of the opening CTI client connection.	UINT	4
Floating Part			
Field Name	Value	Data Type	Max. Size
ClientAddress	The IP address of the opening CTI client.	STRING	64
ClientID	The ClientID of the opening CTI client.	STRING	64
ClientSignature	The ClientSignature of the opening CTI client.	STRING	64
AgentExtension (optional)	The AgentExtension specified by the opening client, if any.	STRING	16
AgentID (optional)	The AgentID specified by the opening client, if any.	STRING	12
AgentInstrument (optional)	The AgentInstrument specified by the opening client, if any.	STRING	64

Related Topics[AgentState Values](#)[CTI Service Masks](#)

CLIENT_SESSION_CLOSED_EVENT

This message indicates that a CTI client session has been terminated.

Table 42: CLIENT_SESSION_CLOSED_EVENT Message Format

Fixed Part			
Field Name	Value	Data Type	Byte Size
MessageHeader	Standard message header. MessageType = 100.	MHDR	8
SessionID	A value that uniquely identified the CTI session that was closed.	UINT	4
PeripheralID	If the session was opened for Client Events Service, this field contains the peripheral ID of the ACD specified by the other client when the session was opened. Otherwise, this field contains the special value 0xFFFFFFFF.	UINT	4
Status	A status code indicating the reason for termination of the session.	UINT	4
ClientPort	The TCP/IP port number of the opening CTI client connection.	UINT	4
Floating Part			
Field Name	Value	Data Type	Max. Size
ClientAddress	The IP address of the other CTI client.	STRING	64
ClientID	The ClientID of the other CTI client.	STRING	64
ClientSignature	The ClientSignature of the other CTI client.	STRING	64
AgentExtension (optional)	The AgentExtension specified by the other CTI client when the session was opened, if any.	STRING	16
AgentID (optional)	The AgentID specified by the other CTI client when the session was opened, if any.	STRING	12
AgentInstrument (optional)	The AgentInstrument specified by the other CTI client when the session was opened, if any.	STRING	64

SESSION_MONITOR_START_REQ

Use this message to initiate monitoring of the given CTI client session. This figure depicts the Session Monitor Start message flow. The SESSION_MONITOR_START_REQ and SESSION_MONITOR_START_CONF messages formats are defined in the tables given in the following.

Figure 4: Session Monitor Start message flow

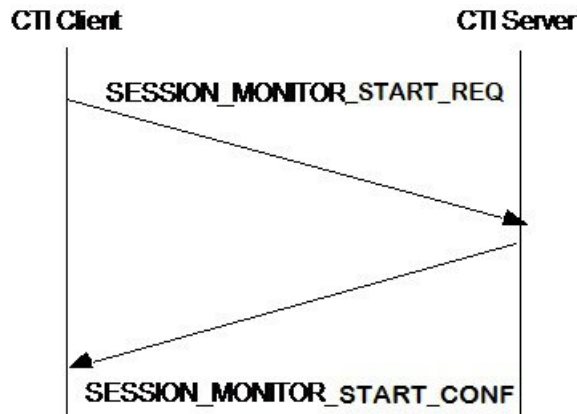


Table 43: SESSION_MONITOR_START_REQ Message Format

Field Name	Value	Data Type	Byte Size
MessageHeader	Standard message header. MessageType =101.	MHDR	8
InvokeID	An ID for this request message that will be returned in the corresponding confirm message.	UINT	4
SessionID	A value that uniquely identifies the CTI session to be monitored.	UINT	4

When the requested session monitor has been created, the CTI Server responds to the CTI client with the SESSION_MONITOR_START_CONF message.

Table 44: SESSION_MONITOR_START_CONF Message Format

Field Name	Value	Data Type	Byte Size
MessageHeader	Standard message header. MessageType = 102.	MHDR	8
InvokeID	Set to the same value as the InvokeID from the corresponding request message.	UINT	4
MonitorID	The Monitor ID of the CTI client session monitor that was created.	UINT	4

SESSION_MONITOR_STOP_REQ

Use this message to terminate monitoring of a CTI client session. This figure depicts the Session Monitor stop message flow.

Figure 5: Session Monitor Stop Message Flow

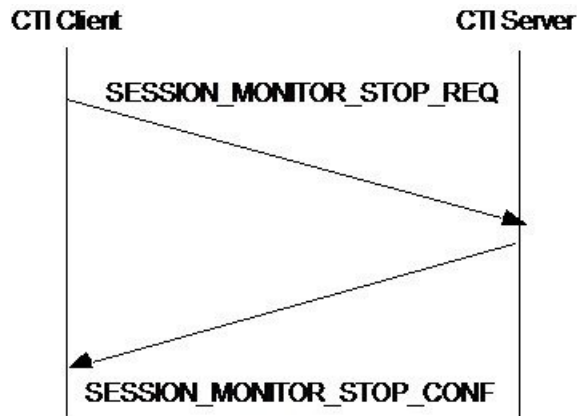


Table 45: SESSION_MONITOR_STOP_REQ Message Format

Field Name	Value	Data Type	Byte Size
MessageHeader	Standard message header. MessageType =103.	MHDR	8
InvokeID	An ID for this request message that will be returned in the corresponding confirm message.	UINT	4
MonitorID	The Monitor ID of the CTI client session monitor to be terminated.	UINT	4

When the requested CTI client session monitor terminates, the CTI Server responds to the CTI client with the SESSION_MONITOR_STOP_CONF message.

Table 46: SESSION_MONITOR_STOP_CONF Message Format

Field Name	Value	Data Type	Byte Size
MessageHeader	Standard message header. MessageType =104.	MHDR	8
InvokeID	Set to the same value as the InvokeID from the corresponding request message.	UINT	4

Supervisor Service

The Supervisor service requests supervisor services when the client opens a CTI session. CTI_SERVICE_SUPERVISOR service type will be used in addition to the existing Service types, and requires CTI_SERVICE_CLIENT_EVENTS to be specified as well.

Supervisor services rely on the configuration of Agent Teams in the Unified CCE. When an agent opens a session with CTI_SERVICE_SUPERVISOR service type requested, the CTI Server will check to see if the agent is configured as a supervisor. If the agent is a supervisor, the CTI Server will open the session and send

the OPEN_CONF to the agent. Otherwise, the FAILURE_CONF message with the status code set to E_CTI_FUNCTION_NOT_AVAILABLE will be sent to the requesting client.

The CTI Client that has been granted Supervisor Service receives notifications whenever agent team clients request supervisor assistance or indicate that they are handling an emergency call. The following messages are used by Supervisor Service clients to provide these notifications and to perform agent supervisory functions.

Table 47: Supervisor Service Messages

Message	When Sent to CTI Client
SUPERVISE_CALL_REQ	When a supervisor requests to barge in or intercept a call.
EMERGENCY_CALL_EVENT	When the CTI Server is handling the current call as an emergency call.
AGENT_TEAM_CONFIG_EVENT	When a supervisor adds or changes the list of agent team members.
LIST_AGENT_TEAM_REQ	When a supervisor requests a list of associated agent teams.
MONITOR_AGENT_TEAM_START_REQ	When a supervisor starts monitoring an agent team.
MONITOR_AGENT_TEAM_STOP_REQ	When a supervisor stops monitoring an agent team.

SUPERVISE_CALL_REQ

At any time, for monitoring quality of service, training, etc., a supervisor CTI client may send a SUPERVISE_CALL_REQ message to the CTI Server to request barge-in or interception of a call. At end of such call supervision, a supervisor CTI client should send SUPERVISE_CALL_REQ message with SUPERVISOR_CLEAR as the SupervisorAction value to disconnect the supervisor's device from the call.

The SUPERVISE_CALL_REQ message allows a supervisor CTI Client to supervise an agent's call, either through barge-in or interception. The client may select a specific agent call connection, or may select an agent's currently active call by specifying only the agent:

Table 48: SUPERVISE_CALL_REQ Message Format

Fixed Part			
Field Name	Value	Data Type	Byte Size
MessageHeader	Standard message header. MessageType = 124.	MHDR	8
InvokeID	An ID for this request message that will be returned in the corresponding confirm message.	UINT	4
PeripheralID	The PeripheralID of the ACD where the call is located.	UINT	4

AgentConnection CallID	The Call ID value assigned to the call by the peripheral or Unified CCE. May contain the special value 0xffffffff when selecting the agent's currently active call.	UINT	4
SupervisorConnection CallID	The Call ID value of the supervisor. If there is no supervisor call, this field must be set to 0xffffffff.	UINT	4
AgentConnection DeviceIDType	Indicates the type of the connection identifier supplied in the AgentConnection DeviceID floating field.	USHORT	2
SupervisorConnection DeviceIDType	Indicates the type of the connection identifier supplied in the SupervisorConnection DeviceID floating field.	USHORT	2
SupervisoryAction	A SupervisoryAction value specifying the desired call supervision operation.	USHORT	2
Floating Part			
Field Name	Value	Data Type	Max. Size
AgentConnection DeviceID	The identifier of the connection of the agent call and the agent's device. Either ConnectionCallID and ConnectionDeviceID, or one of AgentExtension, AgentID, or AgentInstrument must be provided.	STRING	64
Supervisor Connection DeviceID	The identifier of the connection of the supervisor call and the supervisor's device. Either Connection CallID and Connection DeviceID, or one of Agent Extension, AgentID, or Agent Instrument must be provided.	STRING	64
AgentExtension	The agent's ACD teletest extension. Either Connection CallID and ConnectionDevice ID, or one of AgentExtension, AgentID, or AgentInstrument must be provided.	STRING	16
AgentID	The agent's ACD login ID. Either ConnectionCallID and ConnectionDeviceID, or one of AgentExtension, AgentID, or AgentInstrument must be provided.	STRING	12
AgentInstrument	The agent's ACD instrument number. Either Connection CallID and ConnectionDevice ID, or one of AgentExtension, AgentID, or AgentInstrument must be provided.	STRING	64

Supervisor Instrument	The supervisor's ACD instrument number. This field is required for clients with ALL EVENTS or PERIPHERAL MONITOR service.	STRING	64
-----------------------	---	--------	----

Table 49: SupervisoryAction Values

SupervisoryAction	Description	Value
SUPERVISOR_CLEAR	The supervisor device is to be disconnected from the call.	0
SUPERVISOR_MONITOR	The supervisor device is to be connected to the call for silent monitoring. This allows the supervisor to hear all parties participating in the call. A field SilentMonitorWarning in the Agent_Desk_Settings table determines if a warning message box will be prompted on agent desktop when silent monitor starts. A field SilentMonitorASudible Indication in the Agent_Desk_Settings table determines if an audible click will be played to the call at beginning of the silent monitor.	1
SUPERVISOR_WHISPER	The supervisor device is to be connected to the call for training or whisper. This allows the supervisor to talk to the agent and the customer will not hear the call.	2
SUPERVISOR_BARGE_IN	The supervisor device is to be connected to the call as an active participant. This allows the supervisor to speak to all parties participating in the call, as in a conference.	3
SUPERVISOR_INTERCEPT	The supervisor device is to be connected to the call as an active participant and the agent connection will be dropped.	4

SUPERVISE_CALL_CONF Message Format

The CTI Server responds to the CTI Client with the SUPERVISE_CALL_CONF message.

Table 50: SUPERVISE_CALL_CONF Message Format

Fixed Part			
Field Name	Value	Data Type	Byte Size
MessageHeader	Standard message header. MessageType = 125.	MHDR	8
InvokeID	Set to the same value as the InvokeID from the corresponding request message.	UINT	4
ConnectionCallID	The Call ID value assigned to the call by the peripheral or Unified CCE.	UINT	4

ConnectionDeviceIDType	Indicates the type of the connection identifier supplied in the ConnectionDeviceID floating field.	USHORT	2
Floating Part			
Field Name	Value	Data Type	Max. Size
ConnectionDevice ID	The identifier of the connection between the call and the agent device that is being supervised.	STRING	64

Related Topics

[ConnectionDeviceIDType Values](#)

EMERGENCY_CALL_REQ

The EMERGENCY_CALL_REQ message indicates that a CTI Client is handling the indicated call as an emergency call:

Table 51: EMERGENCY_CALL_REQ Message Format

Fixed Part			
Field Name	Value	Data Type	Byte Size
MessageHeader	Standard message header. MessageType = 121.	MHDR	8
InvokeID	An ID for this request message that will be returned in the corresponding confirm message.	UINT	4
PeripheralID	The PeripheralID of the ACD where the call is located.	UINT	4
ConnectionCallID	The Call ID value of the call that the agent needs assistance with. May contain the special value 0xffffffff when there is no related call.	UINT	4
ConnectionDevice IDType	Indicates the type of the connection identifier supplied in the ConnectionDeviceID floating field.	USHORT	2
Floating Part			
Field Name	Value	Data Type	Max. Size
ConnectionDevice ID	The identifier of the connection between the call and the agent's device.	STRING	64
AgentExtension	The agent's ACD teletest extension. For clients with ALL EVENTS or PERIPHERAL MONITOR service, at least one of AgentExtension, AgentID, or AgentInstrument must be provided.	STRING	16

AgentID	The agent's ACD login ID. For clients with ALL EVENTS or PERIPHERAL MONITOR service, at least one of AgentExtension, AgentID, or AgentInstrument must be provided.	STRING	12
AgentInstrument	The agent's ACD instrument number. For clients with ALL EVENTS or PERIPHERAL MONITOR service, at least one of AgentExtension, AgentID, or AgentInstrument must be provided.	STRING	64

EMERGENCY_CALL_CONF Message Format

The CTI Server responds to the CTI Client with the EMERGENCY_CALL_CONF message:

Table 52: EMERGENCY_CALL_CONF Message Format

Fixed Part			
Field Name	Value	Data Type	Byte Size
MessageHeader	Standard message header. MessageType = 122.	MHDR	8
InvokeID	Set to the same value as the InvokeID from the corresponding request message.	UINT	4
ConnectionCallID	The Call ID value assigned to the resulting EmergencyAssist call by the peripheral or Unified CCE.	UINT	4
ConnectionDevice IDType	Indicates the type of the connection identifier supplied in the ConnectionDeviceID floating field.	USHORT	2
LineHandle	This field identifies the teleset line used, if known. Otherwise this field is set to 0xffff.	USHORT	2
LineType	Indicates the type of the teleset line given in the LineHandle field.	USHORT	2
Floating Part			
Field Name	Value	Data Type	Max. Size
ConnectionDevice ID	The identifier of the device connection associated with the new call.	STRING	64

Related Topics

[ConnectionDeviceIDType Values](#)

[LineType Values](#)

EMERGENCY_CALL_EVENT

The EMERGENCY_CALL_EVENT message, defined below, notifies bridge clients that an agent is handling the indicated call as an emergency call:

Table 53: EMERGENCY_CALL_EVENT Message Format

Fixed Part			
Field Name	Value	Data Type	Byte Size
MessageHeader	Standard message header. MessageType = 123.	MHDR	8
PeripheralID	The PeripheralID of the ACD where the call is located.	UINT	4
ConnectionCallID	The Call ID value assigned to the call by the peripheral or Unified CCE.	UINT	4
ConnectionDevice IDType	Indicates the type of the connection identifier supplied in the ConnectionDeviceID floating field.	USHORT	2
SessionID	The CTI client SessionID of the CTI client making the notification.	UINT	4
Floating Part			
Field Name	Value	Data Type	Max. Size
ConnectionDevice ID	The identifier of the connection between the call and the agent's device.	STRING	64
ClientID	The ClientID of the client making the notification.	STRING	64
ClientAddress	The IP address of the client making the notification.	STRING	64
AgentExtension	The agent's ACD teleset extension.	STRING	16
AgentID	The agent's ACD login ID.	STRING	12
AgentInstrument	The agent's ACD instrument number.	STRING	64

Related Topics

[ConnectionDeviceIDType Values](#)

AGENT_TEAM_CONFIG_EVENT

Once a supervisor CTI client session is opened, the CTI Server sends one or more AGENT_TEAM_CONFIG_EVENT messages with the list of team members for that supervisor.

The CTI Server also sends out the AGENT_TEAM_CONFIG_EVENT when any change is made to the agent team configuration.

The AGENT_TEAM_CONFIG_EVENT message contains the list of team members for a supervisor or changes to the team configuration.

Table 54: AGENT_TEAM_CONFIG_EVENT Message Format

Fixed Part			
Field Name	Value	Data Type	Byte Size
MessageHeader	Standard message header. MessageType = 128.	MHDR	8
PeripheralID	The PeripheralID of the CTI Server where the team is located.	UINT	4
TeamID	The agent Team ID.	UINT	4
NumberOfAgents	The number of AgentID, AgentFlag, AgentState, and StateDuration fields present in the floating part of the message, up to a maximum of 64.	USHORT	2
ConfigOperation	The type of agent team configuration change to perform. One of the following values: 0: Restore Permanent Configuration 1: Add Agent 2: Remove Agent	USHORT	2
DepartmentID	Department ID of the Team	INT	4
Floating Part			
Field Name	Value	Data Type	Max. Size
AgentTeamName	Name of the agent team.	STRING	32
AtcAgentID (optional)	The AgentID of a member of the agent team, or SupervisorID of the agent team. There may be more than one AgentID field in the messages (see NumberOfAgents).	STRING	12
AgentFlags (optional)	A set of flags indicating the attributes of the corresponding AgentID. Possible values are: 0x0001: Primary Supervisor; 0x0002: Temporary Agent; 0x0004: Supervisor. (0 flag is for regular agent) There may be more than one AgentFlags field in the message (see NumberOfAgents).	USHORT	2
AtcAgentState	An AgentState value representing the current overall state of the associated agent.	USHORT	2

AtcStateDuration	The number of seconds since the agent entered this state.	UINT	4
------------------	---	------	---

LIST_AGENT_TEAM_REQ

A CTI Supervisor Client could use the LIST_AGENT_TEAM_REQ message to obtain the list of associated agent teams. Once the list of agent teams is obtained, the supervisor could use MONITOR_AGENT_TEAM_START_REQ to start monitoring agent teams. The agent states of the agent team will be send to the requesting supervisor session until a MONITOR_AGENT_TEAM_STOP_REQ is received.

When any change is made to the agent team configuration, an AGENT_TEAM_CONFIG_EVENT will be sending out. If agent team and supervisor mapping are changed (add or remove), an AGENT_TEAM_CONFIG_EVENT will be sending out with AgentFlags set to 0x0004 for supervisor.

The LIST_AGENT_TEAM_REQ message allows a CTI Supervisor Client to obtain the list of agent team that the supervisor can monitor. The list should be pre-configured in the Agent Team Supervisor Table.

Table 55: LIST_AGENT_TEAM_REQ Message Format

Field Name	Value	Data Type	Byte Size
MessageHeader	Standard message header. MessageType = 133.	MHDR	8
InvokeID	An ID for this request message that will be returned in the corresponding confirm message.	UINT	4
SupervisorID	Skill target ID of the requesting supervisor.	UINT	4

The LIST_AGENT_TEAM_CONF message contains the list of agent teams that associated with the requesting supervisor.

Table 56: LIST_AGENT_TEAM_CONF Message Format

Fixed Part			
Field Name	Value	Data Type	Byte Size
MessageHeader	Standard message header. MessageType = 134.	MHDR	8
InvokeID	Same ID as the request message.	UINT	4
NumberOfAgent Teams	The number of TeamID present in the floating part of the message, up to a maximum of 64.	USHORT	2
Segment Number	Indicates the segment number of this message.	USHORT	2

More	Indicates if this message is the last confirmation. (More than one confirmations are sent out if more than 64 Agent Teams are associated with the supervisor). 0: last message; 1: more messages to follow;	USHORT	2
Floating Part			
Field Name	Value	Data Type	Max. Size
TeamID	The agent team ID. There may be more than one TeamID field in the message (see NumberOfAgentTeams).	UINT	4

MONITOR_AGENT_TEAM_START_REQ

The MONITOR_AGENT_TEAM_START_REQ allows a CTI Supervisor Client to start monitoring agent team.

Table 57: MONITOR_AGENT_TEAM_START_REQ Message Format

Field Name	Value	Data Type	Byte Size
MessageHeader	Standard message header. MessageType = 135.	MHDR	8
InvokeID	Set to the same value as the InvokeID from the corresponding request message.	UINT	4
TeamID	The agent team ID.	UINT	4

When the request has been received, the CTI Server responds to the CTI Client with the MONITOR_AGENT_TEAM_START_CONF message.

Table 58: MONITOR_AGENT_TEAM_START_CONF Message Format

Field Name	Value	Data Type	Byte Size
MessageHeader	Standard message header. MessageType = 136.	MHDR	8
InvokeID	Set to the same value as the InvokeID from the corresponding request message.	UINT	4
MonitorID	The Monitor ID.	UINT	4

MONITOR_AGENT_TEAM_STOP_REQ

The MONITOR_AGENT_TEAM_STOP_REQ message allows a CTI Supervisor Client to stop monitoring agent teams.

Table 59: MONITOR_AGENT_TEAM_STOP_REQ Message Format

Field Name	Value	Data Type	Byte Size
MessageHeader	Standard message header. MessageType = 137.	MHDR	8
InvokeID	Set to the same value as the InvokeID from the corresponding request message.	UINT	4
MonitorID	The Monitor ID.	UINT	4

When the request has been received, the CTI Server responds to the CTI Client with the MONITOR_AGENT_TEAM_STOP_CONF message.

Table 60: MONITOR_AGENT_TEAM_STOP_CONF Message Format

Field Name	Value	Data Type	Byte Size
MessageHeader	Standard message header. MessageType = 138.	MHDR	8
InvokeID	Set to the same value as the InvokeID from the corresponding request message.	UINT	4

Call Data Update Service

Unified CCE maintains a set of call variables for each call. Each variable is capable of storing a null terminated string of up to 40 characters (40 variable characters + null termination character = 41 bytes, STRING [41]). When Unified CCE pre-routes a call, it initializes each call variable to either a peripheral-determined value or a null string prior to executing the routing script. Post-routed calls initialize all call variables to peripheral-determined values.

Unified CCE can use the values of the call variables to make routing decisions. The variables may contain additional information about the caller, such as result of a host database query. While routing a call, the Unified CCE routing script may update one or more of the call variables.

A CTI client associated with the call may also set the call variables by using the SET_CALL_DATA_REQ message. When a call terminates, the final values of the call are recorded in the Unified CCE's central database and are available for use in historical reports. CTI clients with the Call Data Update service enabled may set an additional variable, CallWrapupData, for recording additional call information in the Unified CCE's central database. The CTI client has a small amount of time (configurable during Web setup, default is 2 minutes) after the completion of a call to provide the call wrapup data before the call termination record is logged in the Unified CCE.

When one or more call variables are determined by the peripheral, an Unified CCE Peripheral Configuration entry, CallControlVariableMap, determines if a CTI client may override the peripheral-determined setting of each call variable. You can set the value of CallControlVariableMap for each peripheral in Configure Unified CCE. For example, the setting "/CTI = ynnnyyyyy" allows a CTI client to set call variable 1 and call variables 5 through 10 while preserving the peripheral-determined values of call variables 2 through 4.

Table 61: Call Data Update Service Messages

Message	When Sent to CTI Server
SET_CALL_DATA_REQ	To set call variables and/or call wrapup data.
RELEASE_CALL_REQ	To indicate that you are finished with a call and that all call variable and call wrapup updates have been made.
SET_DEVICE_ATTRIBUTES_REQ	To set the default service, skill group, and call type information associated with a calling device that is defined in the Unified CCE Dialer_Port_Map database table.

SET_CALL_DATA_REQ

Send this message to the CTI Server to set one or more call variables and/or call wrapup data. The combination of ConnectionCallID, ConnectionDeviceIDType, and ConnectionDeviceID uniquely identify the call to be operated upon. Variables not provided in the message are not affected. This figure depicts the Set Call Data message flow

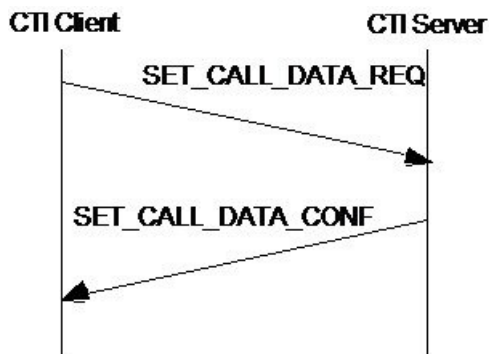


Table 62: SET_CALL_DATA_REQ Message Format

Fixed Part			
Field Name	Value	Data Type	Byte Size
MessageHeader	Standard message header. MessageType = 26.	MHDR	8
InvokeID	An ID for this request message that will be returned in the corresponding confirm message.	UINT	4
PeripheralID	The PeripheralID of the ACD where the call is located.	UINT	4
ConnectionDeviceIDType	Indicates the type of the connection identifier supplied in the ConnectionDeviceID floating field.	USHORT	2
ConnectionCallID	The Call ID value assigned to the call by the peripheral or Unified CCE.	UINT	4

NumNamed Variables	The number of NamedVariable floating fields present in the floating part of the message.	USHORT	2
NumNamedArrays	The number of NamedArray floating fields present in the floating part of the message.	USHORT	2
CallType	The general classification of the call type.	USHORT	2
CalledParty Disposition	Indicates the disposition of called party.	USHORT	2
CampaignID	Campaign ID for value that appears in the Agent Real Time table. Set to zero if not used.	UINT	4
QueryRuleID	Query rule ID for value that appears in the Agent Real Time table. Set to zero if not used.	UINT	4
Floating Part			
Field Name	Value	Data Type	Max. Size
ConnectionDevice ID	The identifier of the connection between the call and the device.	STRING	64
ANI (optional)	The calling line ID of the caller.	STRING	40
UserToUserInfo (optional)	The ISDN user-to-user information element.	UNSPEC	131
CallerEnteredDigits (optional)	The digits entered by the caller in response to IVR prompting.	STRING	40
CallVariable1 (optional)	Call-related variable data.	STRING	41
...
CallVariable10 (optional)	Call-related variable data.	STRING	41
CallWrapupData (optional)	Call-related wrapup data.	STRING	40
NamedVariable (optional)	Call-related variable data that has a variable name defined in the Unified CCE. There may be an arbitrary number of Named Variable and NamedArray fields in the message, subject to a combined total limit of 2000 bytes.	NAMED VAR	251
NamedArray (optional)	Call-related variable data that has an array variable name defined in the Unified CCE. There may be an arbitrary number of Named Variable and NamedArray fields in the message, subject to a combined total limit of 2000 bytes.	NAMED ARRAY	252

CustomerPhone Number (optional)	Customer phone number for value that appears in the Agent Real Time table.	STRING	20
CustomerAccount Number (optional)	Customer Account Number for value that appears in the Agent Real Time table.	STRING	32
RouterCallKeyDay (optional)	If specified, allows setting of the router call keyday.	UINT	4
RouterCallKey CallID	If specified, allows setting of theRouterCallKeyID.	UINT	4
RouterCallKey SequenceNumber	If specified, allows setting of the RouterCallKeySequenceNumber.	UINT	4
CallOriginated From	Dialer Only 'D'. Tags a call as being originated from the dialer.	UCHAR	1

When the requested call variables have been updated and the new values are guaranteed to remain set should the CTI session be abnormally terminated, the CTI Server responds to the CTI client that requested the update with the SET_CALL_DATA_CONF message.

Table 63: SET_CALL_DATA_CONF Message Format

Field Name	Value	Data Type	Byte Size
MessageHeader	Standard message header. MessageType = 27.	MHDR	8
InvokeID	Set to the value of the InvokeID from the corresponding request message.	UINT	4

Related Topics

- [CallType Values](#)
- [ConnectionDeviceIDType Values](#)
- [NAMEDVAR Data Type](#)
- [NAMEDARRAY Data Type](#)

RELEASE_CALL_REQ

Send this message to the CTI Server to indicate that you are finished with a call and that all call variable and call wrapup data updates have been made. This message does not disconnect the call. The combination of ConnectionCallID, ConnectionDeviceIDType, and ConnectionDeviceID uniquely identify the call to be operated upon. CTI clients with Call Data Update Service should use this message to let the call termination record be logged in the Unified CCE central database prior to the expiration of the call wrapup data timer (default value 2 minutes).

Figure 6: Release Call Message Flow

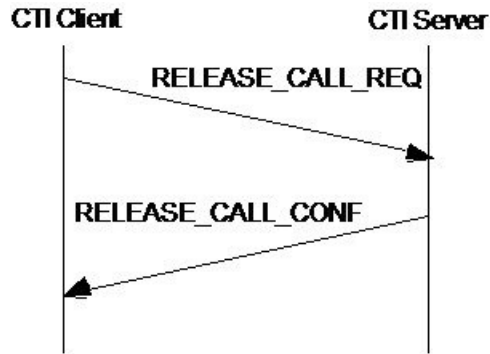


Table 64: RELEASE_CALL_REQ Message Format

Fixed Part			
Field Name	Value	Data Type	Byte Size
MessageHeader	Standard message header. MessageType = 28.	MHDR	8
InvokeID	An ID for this request message, returned in the corresponding confirm message.	UINT	4
PeripheralID	The PeripheralID of the ACD where the call is located.	UINT	4
Connection DeviceIDType	The type of device ID in the ConnectionDevice ID floating field.	USHORT	2
Connection CallID	The Call ID value assigned to the call by the peripheral or Unified CCE.	UINT	4
Floating Part			
Field Name	Value	Data Type	Byte Size
Connection DeviceID	The device ID of the device associated with the connection.	STRING	64

The CTI Server responds to the CTI client with the RELEASE_CALL_CONF message.

Table 65: RELEASE_CALL_CONF Message Format

Field Name	Value	Data Type	Byte Size
MessageHeader	Standard message header. MessageType = 29.	MHDR	8
InvokeID	Set to the value of the InvokeID from the corresponding request message.	UINT	4

Related Topics

[ConnectionDeviceIDType Values](#)

SET_DEVICE_ATTRIBUTES_REQ

This message is sent by a CTI Client to set the default service, skill group, and call type information associated with a calling device that is defined in the Unified CCE Dialer_Port_Map database table. The default attributes are initially assigned to all subsequent calls that originate from that device, although the service, skill group, and call type of any call may be modified during subsequent call handling. These tables define the SET_DEVICE_ATTRIBUTES_REQ and SET_DEVICE_ATTRIBUTES_CONF messages.

Table 66: SET_DEVICE_ATTRIBUTES_REQ Message Format

Fixed Part			
Field Name	Value	Data Type	Byte Size
MessageHeader	Standard message header. MessageType = 141.	MHDR	8
InvokeID	An ID for this request message that will be returned in the corresponding confirm message.	UINT	4
PeripheralID	The PeripheralID of the ACD where the call is located.	UINT	4
ServiceNumber	The service that the call is attributed to, as known to the peripheral. May contain the special value NULL_SERVICE when not applicable or not available.	UINT	4
ServiceID	The ServiceID of the service that the call is attributed to. May contain the special value NULL_SERVICE when not applicable or not available.	UINT	4
SkillGroupNumber	The number of the agent SkillGroup the call is attributed to, as known to the peripheral. May contain the special value NULL_SKILL_GROUP when not applicable or not available. Some ACDs ignore this field and/or use the ACD default; see the list in the CALL_DELIVERED_EVENT section.	UINT	4
SkillGroupID	The SkillGroupID of the agent SkillGroup the call is attributed to. May contain the special value NULL_SKILL_GROUP when not applicable or not available.	UINT	4
SkillGroupPriority	The priority of the skill group, or 0 when skill group priority is not applicable or not available.	USHORT	2
CallType	The general classification of the call type. May contain the special value NULL_CALLTYPE.	USHORT	2
CallingDeviceType	Indicates the type of the device identifier supplied in the CallingDeviceID floating field.	USHORT	2
Floating Part			
Field Name	Value	Data Type	Max. Size

CallingDeviceID (required)	The device identifier of the calling device.	STRING	64
----------------------------	--	--------	----

When the requested default settings have been updated the CTI Server responds to the CTI Client that requested the update with the SET_DEVICE_ATTRIBUTES_CONF message. A FAILURE_CONF message is returned if the provided Service or SkillGroup values are invalid, or if the CallingDevice is not configured in the Unified CCE Dialer_Port_Map database table.

Table 67: SET_DEVICE_ATTRIBUTES_CONF Message Format

Field Name	Value	Data Type	Byte Size
MessageHeader	Standard message header. MessageType = 142.	MHDR	8
InvokeID	Set to the value of the InvokeID from the corresponding request message.	UINT	4

Related Topics

[CALL_DELIVERED_EVENT](#), on page 12

[CallType Values](#)

[ConnectionDeviceIDType Values](#)

[Special Values](#)

Miscellaneous Service

The Miscellaneous service is provided to all connected CTI clients. This service consists of a variety of unsolicited event messages and request/response paired messages.

Table 68: Miscellaneous Service Messages

Message	When Sent by CTI Server
SYSTEM_EVENT	To report current PG status or to provide the CTI client with event data.
CLIENT_EVENT_REPORT_REQ	To report significant events through the Unified CCE Alarm subsystem.
USER_MESSAGE_REQ	To send a message to a specified client, the client agent's supervisor, all clients in the client agent's team, or all clients connected to the CTI Server.
USER_MESSAGE_EVENT	To deliver a message that was sent from another CTI Server client.
QUERY_AGENT_STATISTICS_REQ	To obtain the current call handling statistics for the client's agent.
QUERY_SKILL_GROUP_STATISTICS_REQ	To obtain the current call handling statistics for one of the client agent's skill groups.

REGISTER_VARIABLES_REQ	To allow a CTI Client to register the call context variables that it will use.
SET_APP_DATA_REQ	Sent by CTI Client when it sets one of more application variables.
START_RECORDING_REQ	Sent by CTI Client on requesting the CTI Server to start recording a call.
STOP_RECORDING_REQ	Sent by CTI Client on requesting the CTI Server to stop recording a call.
AGENT_DESK_SETTINGS_REQ	To obtain current agent desk settings.

SYSTEM_EVENT

System event messages include the current PG Status as well as data related to the specific event that has occurred. You can use the PG Status as a general indication of the operational health of the PG. Normally you need not be aware of any specific codes; a non-zero value indicates a component failure or data link outage that prevents normal CTI operations.

Table 69: SYSTEM_EVENT Message Format

Fixed Part			
Field Name	Value	Data Type	Byte Size
MessageHeader	Standard message header. MessageType = 31.	MHDR	8
PGStatus	The current operational status of the Peripheral Gateway. A non-zero value indicates a component failure or communication outage that prevents normal CTI operations.	UINT	4
ICMCentralControllerTime	The current Central Controller date and time.	TIME	4
SystemEventID	A value that enumerates the specific system event that occurred (SystemEventID Values).	UINT	4
SystemEventArg1	An argument value specific to the system event being reported. Not used by all system events.	UINT	4
SystemEventArg2	A second argument value specific to the system event being reported. Not used by all system events.	UINT	4
SystemEventArg3	A third argument value specific to the system event being reported. Not used by all system events.	UINT	4
EventDeviceType	Indicates the type of the device identifier supplied in the EventDeviceID floating field. Should be DEVID_NONE if no floating field is provided.	USHORT	2

Floating Part			
Field Name	Value	Data Type	Max. Size
Text (optional)	A text message associated with the provided SystemEperiphventID.	STRING	255
EventDeviceID	A text value of the device ID if reported. Initially only used by Unified CCX for an SYS_DEVICE_IN_SERVICE, and SYS_DEVICE_OUT_OF_SERVICE message.	STRING	64

Related Topics[DeviceIDType Values](#)[PGStatusCode Values](#)[SystemEventID Values](#)

CLIENT_EVENT_REPORT_REQ

Send the CLIENT_EVENT_REPORT_REQ message to report significant events through the Unified CCE Alarm subsystem. The Unified CCE Alarm subsystem allows simple textual event reports as well as an object-oriented model that tracks the current state of named objects. The Unified CCE Alarm subsystem can also forward these events as SNMP traps.

A CTI client that elects to report events with named objects should initialize the objects in the Unified CCE Alarm subsystem soon after establishing its session with the CTI Server by reporting the current state of each named object. The object name given uniquely identifies the alarm object. Therefore, CTI client applications that wish to create multiple instances of an alarm object must include some instance-identifying characters (such as ClientID or ACD extension) in the object name.

For example, if a CTI client “A” and a CTI client “B” both report events on an object named “C”, there will be one Unified CCE Alarm object “C” that is manipulated by both clients. If, on the other hand, the Client ID were included in the object name, then two Unified CCE Alarm objects would result; object “A:C” being manipulated by client “A” and object “B:C” being independently manipulated by client “B”.

Table 70: CLIENT_EVENT_REPORT_REQ Message Format

Fixed Part			
Field Name	Value	Data Type	Byte Size
MessageHeader	Standard message header. MessageType = 32.	MHDR	8
InvokeID	An ID for this request message, returned in the corresponding confirm message.	UINT	4
State	One of the following values indicating the seriousness of the event and the state of the named object, if present. 0: normal (green), 1: warning (yellow), 2: error (red).	USHORT	2
Floating Part			

Field Name	Value	Data Type	Max. Size
ObjectName (optional)	The name of the Unified CCE Alarm object affected by this event. The object is created if it does not already exist.	STRING	128
Text	A text message associated with the event being reported.	STRING	255

The CTI Server responds to the CTI client with the CLIENT_EVENT_REPORT_CONF message:

Table 71: CLIENT_EVENT_REPORT_CONF Message Format

Field Name	Value	Data Type	Byte Size
MessageHeader	Standard message header. Message Type = 33.	MHDR	8
InvokeID	Set to the value of the InvokeID from the corresponding request message.	UINT	4

USER_MESSAGE_REQ

The USER_MESSAGE_REQ message allows a CTI Client to send a message to a specified client, the client agent's supervisor, all clients in the client agent's team, or all clients connected to the CTI Server.

Table 72: USER_MESSAGE_REQ Message Format

Fixed Part			
Field Name	Value	Data Type	Byte Size
MessageHeader	Standard message header. MessageType = 107.	MHDR	8
InvokeID	An ID for this request message, returned in the corresponding confirm message.	UINT	4
PeripheralID	The PeripheralID of the ACD where the agent indicated by Agent Extension, AgentID, or Agent Instrument is located. For clients with All Events or Peripheral Monitor service, this value must be provided if the Distribution field specifies DISTRIBUTE_TO_SUPERVISOR or DISTRIBUTE_TO_TEAM.	UINT	4
Distribution	A Message Distribution value specifying the desired distribution of this message.	USHORT	2
Floating Part			
Field Name	Value	Data Type	Byte Size
ClientID (optional)	The clientid of the intended message recipient. Required if the distribution field specifies DISTRIBUTE_TO_CLIENT.	STRING	64

AgentExtension	The agent's ACD teletest extension. For clients with ALL EVENTS or PERIPHERAL MONITOR service, at least one of Agent Extension, AgentID, or Agent Instrument must be provided if the Distribution field specifies DISTRIBUTE_TO_SUPERVISOR or DISTRIBUTE_TO_TEAM.	STRING	16
AgentID	The agent's ACD login ID. For clients with ALL EVENTS or PERIPHERAL MONITOR service, at least one of AgentExtension, AgentID, or AgentInstrument must be provided if the Distribution field specifies DISTRIBUTE_TO_SUPERVISOR or DISTRIBUTE_TO_TEAM.	STRING	12
AgentInstrument	The agent's ACD instrument number. For clients with ALL EVENTS or PERIPHERAL MONITOR service, at least one of AgentExtension, AgentID, or AgentInstrument must be provided if the Distribution field specifies DISTRIBUTE_TO_SUPERVISOR or DISTRIBUTE_TO_TEAM.	STRING	64
Text	The text of the message to be sent.	STRING	255
CTIOSCILClient ID	Unique ID for use by CTI OS to identify CIL Client	STRING	64

Table 73: Message Distribution Values

Distribution Code	Description	Value
DISTRIBUTE_TO_CLIENT	The message is to be sent to the client indicated by the ClientID field.	0
DISTRIBUTE_TO_SUPERVISOR	The message is to be sent to the agent team supervisor.	1
DISTRIBUTE_TO_TEAM	The message is to be sent to all clients in the same agent team.	2
DISTRIBUTE_TO_ALL	The message is to be sent to all CTI Server clients.	3

The CTI Server responds to the CTI Client with the USER_MESSAGE_CONF message:

Table 74: USER_MESSAGE_CONF Message Format

Field Name	Value	Data Type	Byte Size
MessageHeader	Standard message header. Message Type = 108.	MHDR	8
InvokeID	Set to the value of the InvokeID from the corresponding request message.	UINT	4

USER_MESSAGE_EVENT

The USER_MESSAGE_EVENT message delivers a message that was sent from another CTI Server client:

Table 75: USER_MESSAGE_EVENT Message Format

Fixed Part			
Field Name	Value	Data Type	Byte Size
MessageHeader	Standard message header. MessageType = 109.	MHDR	8
ICMCentralControllerTime	The current Central Controller date and time.	TIME	4
Distribution	A Message Distribution value specifying the desired distribution of this message.	USHORT	2
Floating Part			
Field Name	Value	Data Type	Max. Size
ClientID	The ClientID of the message sender.	STRING	64
Text	The text of the message to be sent.	STRING	255

Related Topics

[USER_MESSAGE_REQ](#), on page 82

QUERY_AGENT_STATISTICS_REQ

The QUERY_AGENT_STATISTICS_REQ message allows a CTI Client to obtain the current call handling statistics for the client's agent. To avoid impacting system performance, clients should not request agent statistics too frequently. Depending upon the needs of the client application, updating agent statistics after each call is handled may be appropriate.

Table 76: QUERY_AGENT_STATISTICS_REQ Message Format

Fixed Part			
Field Name	Value	Data Type	Byte Size
MessageHeader	Standard message header. MessageType = 112.	MHDR	8
InvokeID	An ID for this request message that will be returned in the corresponding confirm message.	UINT	4
PeripheralID	The PeripheralID of the ACD where the agent is located.	UINT	4
Floating Part			
Field Name	Value	Data Type	Max. Size

AgentExtension	The agent's ACD teletest extension. For clients with ALL EVENTS or PERIPHERAL MONITOR service, at least one of AgentExtension, AgentID, or AgentInstrument must be provided.	STRING	16
AgentID	The agent's ACD login ID. For clients with ALL EVENTS or PERIPHERAL MONITOR service, at least one of AgentExtension, AgentID, or AgentInstrument must be provided.	STRING	12
AgentInstrument	The agent's ACD instrument number. For clients with ALL EVENTS or PERIPHERAL MONITOR service, at least one of AgentExtension, AgentID, or AgentInstrument must be provided.	STRING	64

The CTI Server responds to the CTI Client with the QUERY_AGENT_STATISTICS_CONF message. "Session" values represent statistics accumulated since the agent logged in. "Today" values represent statistics accumulated since midnight. Call counts and times are updated when any after-call work for the call is completed (calls currently in progress are not included in the statistics):

Table 77: QUERY_AGENT_STATISTICS_CONF Message Format

Fixed Part			
Field Name	Value	Data Type	Byte Size
MessageHeader	Standard message header. MessageType = 113.	MHDR	8
InvokeID	Set to the same value as the InvokeID from the corresponding request message.	UINT	4
PeripheralID	The PeripheralID of the ACD where the agent is located.	UINT	4
AvailTime Session	Total time, in seconds, the agent was in the Available state for any skill group.	UINT	4
LoggedOnTime Session	Total time, in seconds, the agent has been logged on.	UINT	4
NotReadyTime Session	Total time, in seconds, the agent was in the Not Ready state for all skill groups.	UINT	4
ICMAvailable TimeSession	Total time, in seconds, the agent was in the Unified CCE Available state.	UINT	4
RoutableTime Session	Total time, in seconds, the agent was in the Routable state for all skill groups.	UINT	4
AgentOutCalls Session	Total number of completed outbound ACD calls made by agent.	UINT	4

AgentOutCalls TalkTimeSession	Total talk time, in seconds, for completed outbound ACD calls handled by the agent. The value includes the time spent from the call being initiated by the agent to the time the agent begins after call work for the call. The time includes hold time associated with the call.	UINT	4
AgentOutCalls Time Session	Total handle time, in seconds, for completed outbound ACD calls handled by the agent. The value includes the time spent from the call being initiated by the agent to the time the agent completes after call work time for the call. The time includes hold time associated with the call.	UINT	4
AgentOutCalls Held Session	The total number of completed outbound ACD calls the agent has placed on hold at least once.	UINT	4
AgentOutCalls HeldTime Session	Total number of seconds outbound ACD calls were placed on hold.	UINT	4
HandledCalls Session	The number of inbound ACD calls handled by the agent.	UINT	4
HandledCalls TalkTime Session	Total talk time in seconds for Inbound ACD calls counted as handled by the agent. Includes hold time associated with the call.	UINT	4
HandledCalls AfterCall TimeSession	Total after call work time in seconds for Inbound ACD calls counted as handled by the agent.	UINT	4
HandledCalls Time Session	Total handle time, in seconds, for inbound ACD calls counted as handled by the agent. The time spent from the call being answered by the agent to the time the agent completed after call work time for the call. Includes hold time associated with the call.	UINT	4
IncomingCalls Held Session	The total number of completed inbound ACD calls the agent placed on hold at least once.	UINT	4
IncomingCalls HeldTime Session	Total number of seconds completed inbound ACD calls were placed on hold.	UINT	4
InternalCallsSession	Number of internal calls initiated by the agent.	UINT	4
InternalCalls TimeSession	Number of seconds spent on internal calls initiated by the agent.	UINT	4
InternalCalls RcvdSession	Number of internal calls received by the agent.	UINT	4
InternalCalls RcvdTime Session	Number of seconds spent on internal calls received by the agent.	UINT	4
InternalCalls HeldSession	The total number of internal calls the agent placed on hold at least once.	UINT	4

InternalCalls HeldTime Session	Total number of seconds completed internal calls were placed on hold.	UINT	4
AutoOutCalls Session	Total number of AutoOut (predictive) calls completed by the agent.	UINT	4
AutoOutCalls TalkTime Session	Total talk time, in seconds, of AutoOut (predictive) calls completed by the agent. The value includes the time spent from the call being initiated by the agent to the time the agent begins after call work for the call. The time includes hold time associated with the call.	UINT	4
AutoOutCalls Time Session	Total handle time, in seconds, for AutoOut (predictive) calls completed by the agent. The value includes the time spent from the call being initiated by the agent to the time the agent completes after call work time for the call. The time includes hold time associated with the call.	UINT	4
AutoOutCalls Held Session	The total number of completed AutoOut (predictive) calls the agent has placed on hold at least once.	UINT	4
AutoOutCalls HeldTime Session	Total number of seconds AutoOut (predictive) calls were placed on hold.	UINT	4
PreviewCalls Session	Total number of outbound Preview calls completed by the agent.	UINT	4
PreviewCalls TalkTime Session	Total talk time, in seconds, of outbound Preview calls completed by the agent. The value includes the time spent from the call being initiated by the agent to the time the agent begins after call work for the call. The time includes hold time associated with the call.	UINT	4
PreviewCalls TimeSession	Total handle time, in seconds, outbound Preview calls completed by the agent. The value includes the time spent from the call being initiated by the agent to the time the agent completes after call work time for the call. The time includes hold time associated with the call.	UINT	4
PreviewCalls HeldSession	The total number of completed outbound Preview calls the agent has placed on hold at least once.	UINT	4
PreviewCalls HeldTime Session	Total number of seconds outbound Preview calls were placed on hold.	UINT	4
Reservation CallsSession	Total number of agent reservation calls completed by the agent.	UINT	4
Reservation CallsTalk TimeSession	Total talk time, in seconds, of agent reservation calls completed by the agent. The value includes the time spent from the call being initiated by the agent to the time the agent begins after call work for the call. The time includes hold time associated with the call.	UINT	4

Reservation CallsTime Session	Total handle time, in seconds, agent reservation calls completed by the agent. The value includes the time spent from the call being initiated by the agent to the time the agent completes after call work time for the call. The time includes hold time associated with the call.	UINT	4
Reservation CallsHeld Session	The total number of completed agent reservation calls the agent has placed on hold at least once.	UINT	4
Reservation CallsHeld TimeSession	Total number of seconds agent reservation calls were placed on hold.	UINT	4
BargeInCalls Session	Total number of supervisor call barge-ins completed.	UINT	4
InterceptCalls Session	Total number of supervisor call intercepts completed.	UINT	4
MonitorCalls Session	Total number of supervisor call monitors completed.	UINT	4
WhisperCalls Session	Total number of supervisor whisper calls completed.	UINT	4
EmergencyCallsSession	Total number of emergency calls.	UINT	4
AvailTimeToday	Total time, in seconds, the agent was in the Available state for any skill group.	UINT	4
LoggedOnTime Today	Total time, in seconds, the agent has been logged on.	UINT	4
NotReadyTime Today	Total time, in seconds, the agent was in the Not Ready state for all skill groups.	UINT	4
ICMAvailable TimeToday	Total time, in seconds, the agent was in the Unified CCE Available state.	UINT	4
RoutableTime Today	Total time, in seconds, the agent was in the Routable state for all skill groups.	UINT	4
AgentOutCalls Today	Total number of completed outbound ACD calls made by agent.	UINT	4
AgentOutCalls TalkTime Today	Total talk time, in seconds, for completed outbound ACD calls handled by the agent. The value includes the time spent from the call being initiated by the agent to the time the agent begins after call work for the call. The time includes hold time associated with the call.	UINT	4

AgentOutCalls Time Today	Total handle time, in seconds, for completed outbound ACD calls handled by the agent. The value includes the time spent from the call being initiated by the agent to the time the agent completes after call work time for the call. The time includes hold time associated with the call.	UINT	4
AgentOutCalls HeldToday	The total number of completed outbound ACD calls the agent has placed on hold at least once.	UINT	4
AgentOutCalls HeldTime Today	Total number of seconds outbound ACD calls were placed on hold.	UINT	4
HandledCalls Today	The number of inbound ACD calls handled by the agent.	UINT	4
HandledCalls TalkTime Today	Total talk time in seconds for Inbound ACD calls counted as handled by the agent. Includes hold time associated with the call.	UINT	4
HandledCalls AfterCall TimeToday	Total after call work time in seconds for Inbound ACD calls counted as handled by the agent.	UINT	4
HandledCalls TimeToday	Total handle time, in seconds, for inbound ACD calls counted as handled by the agent. The time spent from the call being answered by the agent to the time the agent completed after call work time for the call. Includes hold time associated with the call.	UINT	4
IncomingCalls HeldToday	The total number of completed inbound ACD calls the agent placed on hold at least once.	UINT	4
IncomingCalls HeldTime Today	Total number of seconds completed inbound ACD calls were placed on hold.	UINT	4
InternalCalls Today	Number of internal calls initiated by the agent.	UINT	4
InternalCalls TimeToday	Number of seconds spent on internal calls initiated by the agent.	UINT	4
InternalCalls RcvdToday	Number of internal calls received by the agent.	UINT	4
InternalCalls RcvdTime Today	Number of seconds spent on internal calls received by the agent.	UINT	4
InternalCalls HeldToday	The total number of internal calls the agent placed on hold at least once.	UINT	4
InternalCalls HeldTime Today	Total number of seconds completed internal calls were placed on hold.	UINT	4
AutoOutCalls Today	Total number of AutoOut (predictive) calls completed by the agent.	UINT	4

AutoOutCalls TalkTime Today	Total talk time, in seconds, of AutoOut (predictive) calls completed by the agent. The value includes the time spent from the call being initiated by the agent to the time the agent begins after call work for the call. The time includes hold time associated with the call.	UINT	4
AutoOutCalls TimeToday	Total handle time, in seconds, for AutoOut (predictive) calls completed by the agent. The value includes the time spent from the call being initiated by the agent to the time the agent completes after call work time for the call. The time includes hold time associated with the call.	UINT	4
AutoOutCalls HeldToday	The total number of completed AutoOut (predictive) calls the agent has placed on hold at least once.	UINT	4
AutoOutCalls HeldTime Today	Total number of seconds AutoOut (predictive) calls were placed on hold.	UINT	4
PreviewCalls Today	Total number of outbound Preview calls completed by the agent.	UINT	4
PreviewCalls TalkTimeToday	Total talk time, in seconds, of outbound Preview calls completed by the agent. The value includes the time spent from the call being initiated by the agent to the time the agent begins after call work for the call. The time includes hold time associated with the call.	UINT	4
PreviewCalls TimeToday	Total handle time, in seconds, outbound Preview calls completed by the agent. The value includes the time spent from the call being initiated by the agent to the time the agent completes after call work time for the call. The time includes hold time associated with the call.	UINT	4
PreviewCalls HeldToday	The total number of completed outbound Preview calls the agent has placed on hold at least once.	UINT	4
PreviewCalls HeldTimeToday	Total number of seconds outbound Preview calls were placed on hold.	UINT	4
Reservation CallsToday	Total number of agent reservation calls completed by the agent.	UINT	4
Reservation CallsTalk TimeToday	Total talk time, in seconds, of agent reservation calls completed by the agent. The value includes the time spent from the call being initiated by the agent to the time the agent begins after call work for the call. The time includes hold time associated with the call.	UINT	4
Reservation CallsTimeToday	Total handle time, in seconds, agent reservation calls completed by the agent. The value includes the time spent from the call being initiated by the agent to the time the agent completes after call work time for the call. The time includes hold time associated with the call.	UINT	4
Reservation CallsHeldToday	The total number of completed agent reservation calls the agent has placed on hold at least once.	UINT	4

ReservationCallsHeldTimeToday	Total number of seconds agent reservation calls were placed on hold.	UINT	4
BargeInCallsToday	Total number of supervisor call barge-ins completed.	UINT	4
InterceptCallsToday	Total number of supervisor call intercepts completed.	UINT	4
MonitorCallsToday	Total number of supervisor call monitors completed.	UINT	4
WhisperCallsToday	Total number of supervisor whisper calls completed.	UINT	4
EmergencyCallsToday	Total number of emergency calls.	UINT	4
Floating Part			
Field Name	Value	Data Type	Max. Size
AgentExtension	The agent's ACD teleaset extension.	STRING	16
AgentID	The agent's ACD login ID.	STRING	12
AgentInstrument	The agent's ACD instrument number.	STRING	64

QUERY_SKILL_GROUP_STATISTICS_REQ

The QUERY_SKILL_GROUP_STATISTICS_REQ message allows a CTI Client to obtain the current call handling statistics for one of the client agent's skill groups. To avoid impacting system performance, clients should not request skill group statistics too frequently. Depending upon the needs of the client application, updating skill group statistics after each call is handled may be appropriate.

Table 78: QUERY_SKILL_GROUP_STATISTICS_REQ Message Format

Field Name	Value	Data Type
MessageHeader	Standard message header. MessageType = 114.	MHDR
InvokeID	An ID for this request message that will be returned in the corresponding confirm message.	UINT
PeripheralID	The PeripheralID of the ACD where the skill group is located.	UINT

SkillGroupNumber	The number of the desired agent SkillGroup, as known to the peripheral. May contain the special value NULL_SKILL_GROUP when SkillGroupID is supplied. Some ACDs ignore this field and/or use the ACD default; see the list in the CALL_DELIVERED_EVENT section.	UINT
SkillGroupID	The SkillGroupID of the desired agent SkillGroup. May contain the special value NULL_SKILL_GROUP when SkillGroupNumber is supplied.	UINT

The CTI Server responds to the CTI Client with the QUERY_SKILL_GROUP_STATISTICS_CONF message. “ToHalf” values represent statistics accumulated in the current half hour period. “Today” values represent statistics accumulated since midnight. Call counts and times are updated when any after-call work for the call is completed (calls currently in progress are not included in the statistics):

Table 79: QUERY_SKILL_GROUP_STATISTICS_CONF Message Format

Field Name	Value	Data
MessageHeader	Standard message header. MessageType = 115.	MHI
InvokeID	Set to the same value as the InvokeID from the corresponding request message.	UIN
PeripheralID	The PeripheralID of the ACD where the skill group is located.	UIN
SkillGroupNumber	The number of the desired agent SkillGroup, as known to the peripheral. May contain the special value NULL_SKILL_GROUP when SkillGroupID is supplied. Some ACDs ignore this field and/or use the ACD default; see the list in the CALL_DELIVERED_EVENT section.	UIN
SkillGroupID	The SkillGroupID of the desired agent SkillGroup. May contain the special value NULL_SKILL_GROUP when not available.	UIN
Real-Time Statistics		
AgentsLoggedOn	Number of agents that are currently logged on to the skill group.	UIN
AgentsAvail	Number of agents for the skill group in Available state.	UIN
AgentsNotReady	Number of agents in the Not Ready state for the skill group.	UIN
AgentsReady	Number of agents in the Ready state for the skill group.	UIN

AgentsTalkingIn	Number of agents in the skill group currently talking on inbound calls.	U
AgentsTalkingOut	Number of agents in the skill group currently talking on outbound calls.	U
AgentsTalkingOther	Number of agents in the skill group currently talking on internal (not inbound or outbound) calls.	U
AgentsWorkNot Ready	Number of agents in the skill group in the Work Not Ready state.	U
AgentsWorkReady	Number of agents in the skill group in the Work Ready state.	U
AgentsBusyOther	Number of agents currently busy with calls assigned to other skill groups.	U
AgentsReserved	Number of agents for the skill group currently in the Reserved state.	U
AgentsHold	Number of calls to the skill group currently on hold.	U
AgentsICM Available	Number of agents in the skill group currently in the Unified CCE Available state.	U
AgentsApplication Available	Number of agents in the skillgroup currently in the Application Available state.	U
AgentsTalkingAutoOut	Number of calls to the skill group currently talking on AutoOut (predictive) calls.	U
AgentsTalking Preview	Number of calls to the skill group currently talking on outbound Preview calls.	U
AgentsTalking Reservation	Number of calls to the skill group currently talking on agent reservation calls.	U
RouterCallsQNow	The number of calls currently queued by the Unified CCE call router for this skill group. This field is set to 0xFFFFFFFF when this value is unknown or unavailable.	U
LongestRouterCallQNow	The queue time, in seconds, of the currently Unified CCE call router queued call that has been queued to the skill group the longest. This field is set to 0xFFFFFFFF when this value is unknown or unavailable.	U
CallsQNow	The number of calls currently queued to the skill group. This field is set to 0xFFFFFFFF when this value is unknown or unavailable.	U

CallsQTimeNow	The total queue time, in seconds, of calls currently queued to the skill group. This field is set to 0xFFFFFFFF when this value is unknown or unavailable.	UIN
LongestCallQNow	The queue time, in seconds, of the currently queued call that has been queued to the skill group the longest. This field is set to 0xFFFFFFFF when this value is unknown or unavailable.	UIN
AvailTimeTo5	Total seconds agents in the skill group were in the Available state.	UIN
LoggedOnTimeTo5	Total time, in seconds, agents in the skill group were logged on.	UIN
NotReadyTimeTo5	Total seconds agents in the skill group were in the Not Ready state.	UIN
AgentOutCallsTo5	Total number of completed outbound ACD calls made by agents in the skill group.	UIN
AgentOutCallsTalk TimeTo5	Total talk time, in seconds, for completed outbound ACD calls handled by agents in the skill group. The value includes the time spent from the call being initiated by the agent to the time the agent begins after call work for the call. The time includes hold time associated with the call.	UIN
AgentOutCallsTimeTo5	Total handle time, in seconds, for completed outbound ACD calls handled by agents in the skill group. The value includes the time spent from the call being initiated by the agent to the time the agent completes after call work time for the call. The time includes hold time associated with the call.	UIN
AgentOutCallsHeldTo5	The total number of completed outbound ACD calls agents in the skill group have placed on hold at least once.	UIN
AgentOutCallsHeldTimeTo5	Total number of seconds outbound ACD calls were placed on hold by agents in the skill group.	UIN
HandledCallsTo5	The number of inbound ACD calls handled by agents in the skill group.	UIN
HandledCallsTalk TimeTo5	Total talk time in seconds for Inbound ACD calls counted as handled by agents in the skill group. Includes hold time associated with the call.	UIN
HandledCallsAfter CallTimeTo5	Total after call work time in seconds for Inbound ACD calls counted as handled by agents in the skill group.	UIN

HandledCallsTime To5	Total handle time, in seconds, for inbound ACD calls counted as handled by agents in the skill group. The time spent from the call being answered by the agent to the time the agent completed after call work time for the call. Includes hold time associated with the call.	U
IncomingCallsHeldTo5	The total number of completed inbound ACD calls agents in the skill group placed on hold at least once.	U
IncomingCallsHeldTimeTo5	Total number of seconds completed inbound ACD calls were placed on hold by agents in the skill group.	U
InternalCallsRcvdTo5	Number of internal calls received by agents in the skill group.	U
InternalCallsRcvd TimeTo5	Number of seconds spent on internal calls received by agents in the skill group.	U
InternalCallsHeldTo5	The total number of internal calls agents in the skill group placed on hold at least once.	U
InternalCallsHeld TimeTo5	Total number of seconds completed internal calls were placed on hold by agents in the skill group.	U
AutoOutCallsTo5	Total number of AutoOut (predictive) calls completed by agents in the skill group.	U
AutoOutCallsTalk TimeTo5	Total talk time, in seconds, for completed AutoOut (predictive) calls handled by agents in the skill group. The value includes the time spent from the call being initiated to the time the agent begins after call work for the call. The time includes hold time associated with the call.	U
AutoOutCallsTime To5	Total handle time, in seconds, for completed AutoOut (predictive) calls handled by agents in the skill group. The value includes the time spent from the call being initiated to the time the agent completes after call work time for the call. The time includes hold time associated with the call.	U
AutoOutCallsHeld To5	The total number of completed AutoOut (predictive) calls that agents in the skill group have placed on hold at least once.	U
AutoOutCallsHeld TimeTo5	Total number of seconds AutoOut (predictive) calls were placed on hold by agents in the skill group.	U
PreviewCallsTo5	Total number of outbound Preview calls completed by agents in the skill group.	U

PreviewCallsTalk TimeTo5	Total talk time, in seconds, for completed outbound Preview calls handled by agents in the skill group. The value includes the time spent from the call being initiated to the time the agent begins after call work for the call. The time includes hold time associated with the call.	UIN
PreviewCallsTime To5	Total handle time, in seconds, for completed outbound Preview calls handled by agents in the skill group. The value includes the time spent from the call being initiated to the time the agent completes after call work time for the call. The time includes hold time associated with the call.	UIN
PreviewCallsHeld To5	The total number of completed outbound Preview calls that agents in the skill group have placed on hold at least once.	UIN
PreviewCallsHeld TimeTo5	Total number of seconds outbound Preview calls were placed on hold by agents in the skill group.	UIN
ReservationCallsTo5	Total number of agent reservation calls completed by agents in the skill group.	UIN
ReservationCalls TalkTimeTo5	Total talk time, in seconds, for completed agent reservation calls handled by agents in the skill group. The value includes the time spent from the call being initiated to the time the agent begins after call work for the call. The time includes hold time associated with the call.	UIN
ReservationCalls TimeTo5	Total handle time, in seconds, for completed agent reservation calls handled by agents in the skill group. The value includes the time spent from the call being initiated to the time the agent completes after call work time for the call. The time includes hold time associated with the call.	UIN
ReservationCalls HeldTo5	The total number of agent reservation calls that agents in the skill group have placed on hold at least once.	UIN
ReservationCalls HeldTimeTo5	Total number of seconds agent reservation calls were placed on hold by agents in the skill group.	UIN
BargeInCallsTo5	Total number of supervisor call barge-ins completed in the skill group.	UIN
InterceptCallsTo5	Total number of supervisor call intercepts completed in the skill group.	UIN
MonitorCallsTo5	Total number of supervisor call monitors completed in the skill group.	UIN

WhisperCallsTo5	Total number of supervisor call whispers completed by agents in the skill group.	U
EmergencyCallsTo5	Total number of emergency calls completed by agents in the skill group.	U
CallsQ5	The number of calls queued to the skill group during the current five-minute. This field is set to 0xFFFFFFFF when this value is unknown or unavailable.	U
CallsQTime5	The total queue time, in seconds, of calls queued to the skill group during the current five-minute. This field is set to 0xFFFFFFFF when this value is unknown or unavailable.	U
LongestCallQ5	The longest queue time, in seconds, of all calls queued to the skill group during the current five-minute. This field is set to 0xFFFFFFFF when this value is unknown or unavailable.	U
AvailTimeToHalf	Total seconds agents in the skill group were in the Available state.	U
LoggedOnTime ToHalf	Total time, in seconds, agents in the skill group were logged on.	U
NotReadyTime ToHalf	Total seconds agents in the skill group were in the Not Ready state.	U
AgentOutCallsTo Half	Total number of completed outbound ACD calls made by agents in the skill group.	U
AgentOutCallsTalk TimeToHalf	Total talk time, in seconds, for completed outbound ACD calls handled by agents in the skill group. The value includes the time spent from the call being initiated by the agent to the time the agent begins after call work for the call. The time includes hold time associated with the call.	U
AgentOutCallsTimeToHalf	Total handle time, in seconds, for completed outbound ACD calls handled by agents in the skill group. The value includes the time spent from the call being initiated by the agent to the time the agent completes after call work time for the call. The time includes hold time associated with the call.	U
AgentOutCallsHeldToHalf	The total number of completed outbound ACD calls agents in the skill group have placed on hold at least once.	U
AgentOutCallsHeldTimeToHalf	Total number of seconds outbound ACD calls were placed on hold by agents in the skill group.	U

HandledCallsToHalf	The number of inbound ACD calls handled by agents in the skill group.	UIN
HandledCallsTalk TimeToHalf	Total talk time in seconds for Inbound ACD calls counted as handled by agents in the skill group. Includes hold time associated with the call.	UIN
HandledCallsAfter CallTimeToHalf	Total after call work time in seconds for Inbound ACD calls counted as handled by agents in the skill group.	UIN
HandledCallsTime ToHalf	Total handle time, in seconds, for inbound ACD calls counted as handled by agents in the skill group. The time spent from the call being answered by the agent to the time the agent completed after call work time for the call. Includes hold time associated with the call.	UIN
IncomingCallsHeldToHalf	The total number of completed inbound ACD calls agents in the skill group placed on hold at least once.	UIN
IncomingCallsHeldTimeToHalf	Total number of seconds completed inbound ACD calls were placed on hold by agents in the skill group.	UIN
InternalCallsRcvdToHalf	Number of internal calls received by agents in the skill group.	UIN
InternalCallsRcvd TimeToHalf	Number of seconds spent on internal calls received by agents in the skill group.	UIN
InternalCallsHeldToHalf	The total number of internal calls agents in the skill group placed on hold at least once.	UIN
InternalCallsHeld TimeToHalf	Total number of seconds completed internal calls were placed on hold by agents in the skill group.	UIN
AutoOutCallsToHalf	Total number of AutoOut (predictive) calls completed by agents in the skill group.	UIN
AutoOutCallsTalk TimeToHalf	Total talk time, in seconds, for completed AutoOut (predictive) calls handled by agents in the skill group. The value includes the time spent from the call being initiated to the time the agent begins after call work for the call. The time includes hold time associated with the call.	UIN
AutoOutCallsTime ToHalf	Total handle time, in seconds, for completed AutoOut (predictive) calls handled by agents in the skill group. The value includes the time spent from the call being initiated to the time the agent completes after call work time for the call. The time includes hold time associated with the call.	UIN

AutoOutCallsHeld ToHalf	The total number of completed AutoOut (predictive) calls that agents in the skill group have placed on hold at least once.	U
AutoOutCallsHeld TimeToHalf	Total number of seconds AutoOut (predictive) calls were placed on hold by agents in the skill group.	U
PreviewCallsToHalf	Total number of outbound Preview calls completed by agents in the skill group.	U
PreviewCallsTalk TimeToHalf	Total talk time, in seconds, for completed outbound Preview calls handled by agents in the skill group. The value includes the time spent from the call being initiated to the time the agent begins after call work for the call. The time includes hold time associated with the call.	U
PreviewCallsTime ToHalf	Total handle time, in seconds, for completed outbound Preview calls handled by agents in the skill group. The value includes the time spent from the call being initiated to the time the agent completes after call work time for the call. The time includes hold time associated with the call.	U
PreviewCallsHeldToHalf	The total number of completed outbound Preview calls that agents in the skill group have placed on hold at least once.	U
PreviewCallsHeld TimeToHalf	Total number of seconds outbound Preview calls were placed on hold by agents in the skill group.	U
ReservationCallsToHalf	Total number of agent reservation calls completed by agents in the skill group.	U
ReservationCalls TalkTimeToHalf	Total talk time, in seconds, for completed agent reservation calls handled by agents in the skill group. The value includes the time spent from the call being initiated to the time the agent begins after call work for the call. The time includes hold time associated with the call.	U
ReservationCalls TimeToHalf	Total handle time, in seconds, for completed agent reservation calls handled by agents in the skill group. The value includes the time spent from the call being initiated to the time the agent completes after call work time for the call. The time includes hold time associated with the call.	U
ReservationCalls HeldToHalf	The total number of agent reservation calls that agents in the skill group have placed on hold at least once.	U

ReservationCalls HeldTimeToHalf	Total number of seconds agent reservation calls were placed on hold by agents in the skill group.	UIN
BargeInCallsToHalf	Total number of supervisor call barge-ins completed in the skill group.	UIN
InterceptCallsTo Half	Total number of supervisor call intercepts completed in the skill group.	UIN
MonitorCallsToHalf	Total number of supervisor call monitors completed in the skill group.	UIN
WhisperCallsToHalf	Total number of supervisor call whispers completed by agents in the skill group.	UIN
EmergencyCalls ToHalf	Total number of emergency calls completed by agents in the skill group.	UIN
CallsQHalf	The number of calls queued to the skill group during the current half hour. This field is set to 0xFFFFFFFF when this value is unknown or unavailable.	UIN
CallsQTimeHalf	The total queue time, in seconds, of calls queued to the skill group during the current half hour. This field is set to 0xFFFFFFFF when this value is unknown or unavailable.	UIN
LongestCallQHalf	The longest queue time, in seconds, of all calls queued to the skill group during the current half hour. This field is set to 0xFFFFFFFF when this value is unknown or unavailable.	UIN
AvailTimeToday	Total seconds agents in the skill group were in the Available state.	UIN
LoggedOnTime Today	Total time, in seconds, agents in the skill group were logged on.	UIN
NotReadyTime Today	Total seconds agents in the skill group were in the Not Ready state.	UIN
AgentOutCalls Today	Total number of completed outbound ACD calls made by agents in the skill group.	UIN
AgentOutCallsTalk TimeToday	Total talk time, in seconds, for completed outbound ACD calls handled by agents in the skill group. The value includes the time spent from the call being initiated by the agent to the time the agent begins after call work for the call. The time includes hold time associated with the call.	UIN

AgentOutCallsTimeToday	Total handle time, in seconds, for completed outbound ACD calls handled by agents in the skill group. The value includes the time spent from the call being initiated by the agent to the time the agent completes after call work time for the call. The time includes hold time associated with the call.	U
AgentOutCallsHeldToday	The total number of completed outbound ACD calls agents in the skill group have placed on hold at least once.	U
AgentOutCallsHeldTimeToday	Total number of seconds outbound ACD calls were placed on hold by agents in the skill group.	U
HandledCallsToday	The number of inbound ACD calls handled by agents in the skill group.	U
HandledCallsTalk TimeToday	Total talk time in seconds for Inbound ACD calls counted as handled by agents in the skill group. Includes hold time associated with the call.	U
HandledCallsAfter CallTimeToday	Total after call work time in seconds for Inbound ACD calls counted as handled by agents in the skill group.	U
HandledCallsTime Today	Total handle time, in seconds, for inbound ACD calls counted as handled by agents in the skill group. The time spent from the call being answered by the agent to the time the agent completed after call work time for the call. Includes hold time associated with the call.	U
IncomingCallsHeldToday	The total number of completed inbound ACD calls agents in the skill group placed on hold at least once.	U
IncomingCallsHeldTimeToday	Total number of seconds completed inbound ACD calls were placed on hold by agents in the skill group.	U
InternalCallsRcvd Today	Number of internal calls received by agents in the skill group.	U
InternalCallsRcvd TimeToday	Number of seconds spent on internal calls received by agents in the skill group.	U
InternalCallsHeld Today	The total number of internal calls agents in the skill group placed on hold at least once.	U
InternalCallsHeld TimeToday	Total number of seconds completed internal calls were placed on hold by agents in the skill group.	U
AutoOutCallsToday	Total number of AutoOut (predictive) calls completed by agents in the skill group.	U

AutoOutCallsTalk TimeToday	Total talk time, in seconds, for completed AutoOut (predictive) calls handled by agents in the skill group. The value includes the time spent from the call being initiated to the time the agent begins after call work for the call. The time includes hold time associated with the call.	UIN
AutoOutCallsTime Today	Total handle time, in seconds, for completed AutoOut (predictive) calls handled by agents in the skill group. The value includes the time spent from the call being initiated to the time the agent completes after call work time for the call. The time includes hold time associated with the call.	UIN
AutoOutCallsHeld Today	The total number of completed AutoOut (predictive) calls that agents in the skill group have placed on hold at least once.	UIN
AutoOutCallsHeld TimeToday	Total number of seconds AutoOut (predictive) calls were placed on hold by agents in the skill group.	UIN
PreviewCallsToday	Total number of outbound Preview calls completed by agents in the skill group.	UIN
PreviewCallsTalk TimeToday	Total talk time, in seconds, for completed outbound Preview calls handled by agents in the skill group. The value includes the time spent from the call being initiated to the time the agent begins after call work for the call. The time includes hold time associated with the call.	UIN
PreviewCallsTime Today	Total handle time, in seconds, for completed outbound Preview calls handled by agents in the skill group. The value includes the time spent from the call being initiated to the time the agent completes after call work time for the call. The time includes hold time associated with the call.	UIN
PreviewCallsHeld Today	The total number of completed outbound Preview calls that agents in the skill group have placed on hold at least once.	UIN
PreviewCallsHeld TimeToday	Total number of seconds outbound Preview calls were placed on hold by agents in the skill group.	UIN
ReservationCalls Today	Total number of agent reservation calls completed by agents in the skill group.	UIN

ReservationCalls TalkTimeToday	Total talk time, in seconds, for completed agent reservation calls handled by agents in the skill group. The value includes the time spent from the call being initiated to the time the agent begins after call work for the call. The time includes hold time associated with the call.	U
ReservationCalls TimeToday	Total handle time, in seconds, for completed agent reservation calls handled by agents in the skill group. The value includes the time spent from the call being initiated to the time the agent completes after call work time for the call. The time includes hold time associated with the call.	U
ReservationCalls HeldToday	The total number of agent reservation calls that agents in the skill group have placed on hold at least once.	U
ReservationCalls HeldTimeToday	Total number of seconds agent reservation calls were placed on hold by agents in the skill group.	U
BargeInCallsToday	Total number of supervisor call barge-ins completed in the skill group.	U
InterceptCallsToday	Total number of supervisor call intercepts completed in the skill group.	U
MonitorCallsToday	Total number of supervisor call monitors completed in the skill group.	U
WhisperCallsToday	Total number of supervisor call whispers completed by agents in the skill group.	U
EmergencyCalls Today	Total number of emergency calls completed by agents in the skill group.	U
CallsQToday	The number of calls queued to the skill. This field is set to 0xFFFFFFFF when this value is unknown or unavailable.	U
CallsQTimeToday	The total queue time, in seconds, of calls queued to the skill group. This field is set to 0xFFFFFFFF when this value is unknown or unavailable.	U
LongestCallQToday	The longest queue time, in seconds, of all calls queued to the skill group. This field is set to 0xFFFFFFFF when this value is unknown or unavailable.	U

Related Topics

[CALL_DELIVERED_EVENT](#), on page 12

[Special Values](#)

REGISTER_VARIABLES_REQ

The REGISTER_VARIABLES_REQ message allows a CTI Client to register the call context variables that it will use. By default, a CTI Client that does not explicitly register variables will receive all call and ECC variables. If a CTI Client does not want to receive all possible variables, it must explicitly register for each variable that it wants.

Table 80: REGISTER_VARIABLES_REQ Message Format

Fixed Part			
Field Name	Value	Data Type	Byte Size
MessageHeader	Standard message header. MessageType = 110.	MHDR	8
InvokeID	Set to the value of the InvokeID from the corresponding request message.	UINT	4
CallVariable Mask	A bitwise combination of Call Variable Masks corresponding to the call variables that the client wishes to receive.	USHORT	2
NumNamed Variables	The number of NamedVariable floating fields present in the floating part of the message.	USHORT	2
NumNamed Arrays	The number of NamedArray floating fields present in the floating part of the message.	USHORT	2
Floating Part			
Field Name	Value	Data Type	Max. Size
NamedVariable (optional)	A variable name defined in the Unified CCE that the CTI Client wishes to use. There may be an arbitrary number of Named Variable and NamedArray fields in the message, up to a combined total limit of 2000 bytes. The variable value provided is ignored in this request.	NAMED VAR	251
NamedArray (optional)	An array variable name defined in the Unified CCE that the CTI Client wishes to use. There may be an arbitrary number of Named Variable and NamedArray fields in the message, up to a combined total limit of 2000 bytes. The array index and value provided are ignored in this request.	NAMED ARRAY	252

If any specified Named Variable or Named Array is subsequently removed from the Unified CCE while the CTI Client session is still open, the CTI Server will send a FAILURE_EVENT message to the CTI Client.

Table 81: Call Variable Masks

Mask Name	Description	Value
CALL_VAR_1_MASK	CallVariable1	0x0001

Mask Name	Description	Value
CALL_VAR_2_MASK	CallVariable2	0x0002
CALL_VAR_3_MASK	CallVariable3	0x0004
CALL_VAR_4_MASK	CallVariable4	0x0008
CALL_VAR_5_MASK	CallVariable5	0x0010
CALL_VAR_6_MASK	CallVariable6	0x0020
CALL_VAR_7_MASK	CallVariable7	0x0040
CALL_VAR_8_MASK	CallVariable8	0x0080
CALL_VAR_9_MASK	CallVariable9	0x0100
CALL_VAR_10_MASK	CallVariable10	0x0200

If any specified Named Variable or Named Array is not currently configured in the Unified CCE, the CTI Server responds to the CTI Client with a FAILURE_CONF message. Otherwise, the CTI Server responds with a REGISTER_VARIABLES_CONF message:

Table 82: REGISTER_VARIABLES_CONF Message Format

Field Name	Value	Data Type	Byte Size
MessageHeader	Standard message header. MessageType = 118.	MHDR	8
InvokeID	An ID for this request message that will be returned in the corresponding confirm message.	UINT	4

Related Topics

[NAMEDVAR Data Type](#)

[NAMEDARRAY Data Type](#)

SET_APP_DATA_REQ

This message is sent by a CTI Client to set one or more application variables. Variables not provided in the message are not affected.

Table 83: SET_APP_DATA_REQ Message Format

Fixed Part			
Field Name	Value	Data Type	Byte Size
MessageHeader	Standard message header. MessageType = 129.	MHDR	8
InvokeID	An ID for this request message that will be returned in the corresponding confirm message.	UINT	4

Floating Part			
Field Name	Value	Data Type	Max. Size
ApplicationPathID	The ID of the ApplicationPath which the variables belong.	INT	4
CallVariable1 (optional)	Call-related variable data.	STRING	41
...
CallVariable10 (optional)	Call-related variable data.	STRING	41
FltCallTypeID (optional)	If present, shows the call type of the call.	UINT	4
PreCallInvokeID (optional)	If present, specifies the invoke of the PreCall related to this event.	UNIT	4

When the requested call variables have been updated, and the new values are guaranteed to remain set in the event that the CTI session is abnormally terminated, the CTI Server responds to the CTI Client that requested the update with the SET_APP_DATA_CONF message:

Table 84: SET_APP_DATA_CONF Message Format

Field Name	Value	Data Type	Byte Size
MessageHeader	Standard message header. MessageType = 130.	MHDR	8
InvokeID	Set to the same value as the InvokeID from the corresponding request message.	UINT	4

START_RECORDING_REQ

A CTI client may send a START_RECORDING_REQ message, requesting CTI server to start recording a call. Upon receiving the START_RECORDING_REQ, CTI server will try to find an available recording server to satisfy the recording request. The recording server will return START_RECORDING_CONF to CTI Server. Upon receipt of the START_RECORDING_CONF from the recording server, it will send START_RECORDING_CONF to the requesting CTI client.

Table 85: START_RECORDING_REQ Message Format

Fixed Part			
Field Name	Value	Data Type	Byte Size
MessageHeader	Standard message header. MessageType = 147.	MHDR	8

InvokeID	An ID for this request message that will be returned in the corresponding confirm message.	UINT	4
PeripheralID	The PeripheralID of the ACD where the call is located.	UINT	4
ConnectionCallID	The Call ID value assigned to this call by the peripheral or Unified CCE.	UINT	4
ClientPort	The TCP/IP port number of the VoIP media stream.	UINT	4
BitRate	The media bit rate, used for g.723 payload only.	UINT	4
PacketSize	In milliseconds.	UINT	4
ConnectionDevice IDType	Indicates the type of the connection identifier supplied in the ConnectionDeviceID floating field.	USHORT	2
Direction	The direction of the event. One of the following values: 0: Input; 1: Output; 2: Bi-directional.	USHORT	2
RTPTType	The type of the event. One of the following values: 0: Audio; 1: Video; 2: Data.	USHORT	2
EchoCancellation	on/off	USHORT	2
PayloadType	The audio codec type.	USHORT	2
Floating Part			
Field Name	Value	Data Type	Max. Size
ConnectionDevice ID	The identifier of the connection between the call and the device.	STRING	64
ClientID (server only)	The ClientID of the CTI client requesting call recording, provided by CTIServer when this message is sent to a server application.	STRING	64
ClientAddress (server only)	The IP address of the CTI client requesting call recording, provided by CTIServer when this message is sent to a server application.	STRING	64
AgentExtension	The agent's ACD teletest extension. For requesting clients with ALL EVENTS or PERIPHERAL MONITOR service, at least one of AgentExtension, AgentID, or AgentInstrument must be provided.	STRING	16

AgentID	The agent's ACD login ID. For requesting clients with ALL EVENTS or PERIPHERAL MONITOR service, at least one of AgentExtension, AgentID, or AgentInstrument must be provided.	STRING	12
AgentInstrument	The agent's ACD instrument number. For requesting clients with ALL EVENTS or PERIPHERAL MONITOR service, at least one of AgentExtension, AgentID, or AgentInstrument must be provided.	STRING	64

The CTIServer forwards the START_RECORDING_REQ message to one or more servers applications that have registered the "Cisco:CallRecording" service. The recording server will return the START_RECORDING_CONF message when call recording has been activated. Upon receipt of the START_RECORDING_CONF, the CTI Server forwards the response to the requesting CTI Client:

Table 86: START_RECORDING_CONF Message Format

Fixed Part			
Field Name	Value	Data Type	Byte Size
MessageHeader	Standard message header. MessageType = 148.	MHDR	8
InvokeID	Set to the same value as the InvokeID from the corresponding request message.	UINT	4
SessionID	A value that uniquely identifies the server application session providing the call recording service that should be supplied by the client in the STOP_RECORDING_REQ message that terminates this recording. Server applications should set this field to 0xffffffff if the subsequent STOP_RECORDING_REQ should be sent only to that server, or set to zero if the STOP_RECORDING_REQ may be sent to any registered server.	UINT	4
ServerData	An ID or other server value associated with this call recording that should be supplied by the client in the STOP_RECORDING_REQ message that terminates this recording.	UINT	4
Floating Part			
Field Name	Value	Data Type	Max. Size
ClientID (client only)	The ClientID of the server application providing the call recording service, provided by CTIServer when this message is sent to a client application.	STRING	64
ClientAddress (client only)	The IP address of the server application providing the call recording service, provided by CTIServer when this message is sent to a client application.	STRING	64

Related Topics[ConnectionDeviceIDType Values](#)**STOP_RECORDING_REQ**

This table defines the format of the STOP_RECORDING_REQ message:

Table 87: STOP_RECORDING_REQ Message Format

Fixed Part			
Field Name	Value	Data Type	Byte Size
MessageHeader	Standard message header. MessageType = 149.	MHDR	8
InvokeID	An ID for this request message that will be returned in the corresponding confirm message.	UINT	4
PeripheralID	The PeripheralID of the ACD where the call is located.	UINT	4
ConnectionCallID	The Call ID value assigned to this call by the peripheral or Unified CCE.	UINT	4
ClientPort	The TCP/IP port number of the VoIP media stream.	UINT	4
SessionID	A value that uniquely identifies the server application session providing the call recording service that was returned to the client in the START_RECORDING_CONF message that initiated this recording. A zero value indicates that the request may be directed to any registered server.	UINT	4
ServerData	The ID or other server value associated with this call recording that was returned to the client in the START_RECORDING_CONF message that initiated this recording.	UINT	4
ConnectionDeviceIDType	Indicates the type of the connection identifier supplied in the ConnectionDeviceID floating field.	USHORT	2
Direction	The direction of the event. One of the following values: 0: Input; 1: Output; 2: Bi-directional.	USHORT	2
Floating Part			
Field Name	Value	Data Type	Max. Size
ConnectionDevice ID	The identifier of the connection between the call and the device.	STRING	64

ClientID (server only)	The ClientID of the CTI client making this request, provided by CTIServer when this message is sent to a server application.	STRING	64
ClientAddress (server only)	The IP address of the CTI making this request, provided by CTIServer when this message is sent to a server application.	STRING	64
AgentExtension	The agent's ACD teletset extension. For requesting clients with ALL EVENTS or PERIPHERAL MONITOR service, at least one of AgentExtension, AgentID, or AgentInstrument must be provided.	STRING	16
AgentID	The agent's ACD login ID. For requesting clients with ALL EVENTS or PERIPHERAL MONITOR service, at least one of AgentExtension, AgentID, or AgentInstrument must be provided.	STRING	12
AgentInstrument	The agent's ACD instrument number. For requesting clients with ALL EVENTS or PERIPHERAL MONITOR service, at least one of AgentExtension, AgentID, or AgentInstrument must be provided.	STRING	64

The CTIServer forwards the STOP_RECORDING_REQ message to the server application with session SessionID if non-zero, or if SessionID is zero to one or more server applications that have registered the "Cisco:CallRecording" service. The recording server will return the STOP_RECORDING_CONF message when call recording has been terminated. Upon receipt of the STOP_RECORDING_CONF, the CTI Server forwards the response to the requesting CTI Client:

Table 88: STOP_RECORDING_CONF Message Format

Fixed Part			
Field Name	Value	Data Type	Byte Size
MessageHeader	Standard message header. MessageType= 150.	MHDR	8
InvokeID	Set to the same value as the InvokeID from the corresponding request message.	UINT	4
Floating Part			
Field Name	Value	Data Type	Max. Size
ClientID (client only)	The ClientID of the server application terminating the call recording service, provided by CTIServer when this message is sent to a client application.	STRING	64
ClientAddress (client only)	The IP address of the server application terminating the call recording service, provided by CTIServer when this message is sent to a client application.	STRING	64

Related Topics[ConnectionDeviceIDType Values](#)**AGENT_DESK_SETTINGS_REQ**

This table defines the format of the AGENT_DESK_SETTINGS_REQ message:

Table 89: AGENT_DESK_SETTINGS_REQ Message Format

Fixed Part			
Field Name	Value	Data Type	Byte Size
MessageHeader	Standard message header. MessageType = 131.	MHDR	8
InvokeID	Set to the same value as the InvokeID from the corresponding request message.	UINT	4
PeripheralID	The PeripheralID of the ACD where the device is located.	UINT	4
Floating Part			
Field Name	Value	Data Type	Max. Size
AgentID (optional)	The agent's ACD login ID.	STRING	12

Table 90: AGENT_DESK_SETTINGS_CONF Message Format

Fixed Part			
Field Name	Value	Data Type	Byte Size
MessageHeader	Standard message header. MessageType = 132.	MHDR	8
InvokeID	Set to the same value as the InvokeID from the corresponding request message.	UINT	4
PeripheralID	The PeripheralID of the ACD where the device is located.	UINT	4
DeskSettingsMask	A bitwise combination of the Boolean desk setting Masks listed in following table.	UINT	4
WrapupData IncomingMode	Indicates whether the agent is allowed or required to enter wrap-up data after an inbound call: 0=Required, 1=Optional, 2=Not allowed, 3 = Required With WrapupData.	UINT	4
WrapupData OutgoingMode	Indicates whether the agent is allowed or required to enter wrap-up data after an outbound call: 0=Required, 1=Optional, 2=Not allowed.	UINT	4

LogoutNonActivityTime	Number of seconds on non-activity at the desktop after which the Unified CCE automatically logs out the agent.	UINT	4
QualityRecording Rate	Indicates how frequently calls to the agent are recorded.	UINT	4
RingNoAnswer Time	Number of seconds a call may ring at the agent's station before being redirected.	UINT	4
SilentMonitor WarningMessage	Set when a warning message box will prompt on agent desktop when silent monitor starts.	UINT	4
SilentMonitor AudibleIndication	Set for an audio click at beginning of the silent monitor.	UINT	4
SupervisorAssist CallMethod	Set for Unified CCE PIM will create a blind conference call for supervisor assist request; otherwise will create consultative call.	UINT	4
EmergencyCall Method	Set for Unified CCE PIM will create a blind conference call for emergency call request; otherwise create a consultative call.	UINT	4
AutoRecordOn Emergency	Set for automatically record when emergency call request.	UINT	4
RecordingMode	Set for the recording request go through Unified CM/PIM.	UINT	4
WorkModeTimer	Auto Wrap-up time out.	UINT	4
RingNoAnswerDN	The dialed number identifier for new re-route destination in the case of ring no answer.	UINT	4
Floating Part			
Field Name	Value	Data Type	Max. Size
DefaultDevicePort Address	Optional value to override the default port address for the agent telephony device.	STRING	32
PlayZipTone	1 - ZipTone is enabled on auto answer 0 - ZipTone is disabled on auto answer	UINT	4
ACDSharedLineUsage	1 - Agent is permitted to use shared lines 0 - Agent is prohibited from using shared lines	UINT	4

Table 91: Boolean Desk Settings Masks

Mask Name	Description	Value
-----------	-------------	-------

DESK_AVAIL_AFTER_INCOMING_MASK	Set for automatically consider the agent available after handling an incoming call.	0x000
DESK_AVAIL_AFTER_OUTGOING_MASK	Set for automatically consider the agent available after handling an outbound call.	0x000
DESK_AUTO_ANSWER_ENABLED_MASK	Set when calls to the agent are automatically answered.	0x000
DESK_IDLE_REASON_REQUIRED_MASK	Set when the agent must enter a reason before entering the Idle state.	0x000
DESK_LOGOUT_REASON_REQUIRED_MASK	Set when the agent must enter a reason before logging out.	0x000
DESK_SUPERVISOR_CALLS_ALLOWED_MASK	Set when the agent can initiate supervisor assisted calls.	0x000
DESK_AGENT_TO_AGENT_CALLS_ALLOWED	Set when calls to other agents are allowed.	0x000
DESK_OUTBOUND_ACCESS_INTERNATIONAL_MASK	Set when the agent can initiate international calls.	0x000
DESK_OUTBOUND_ACCESS_PUBLIC_NET_MASK	Set when the agent can initiate calls through the public network.	0x000
DESK_OUTBOUND_ACCESS_PRIVATE_NET_MASK	Set when the agent can initiate calls through the private network.	0x000
DESK_OUTBOUND_ACCESS_OPERATOR_ASSISTED_MASK	Set when the agent can initiate operator assisted calls.	0x000
DESK_OUTBOUND_ACCESS_PBX_MASK	Set when the agent can initiate outbound PBX calls.	0x000
DESK_NON_ACD_CALLS_ALLOWED_MASK	Set when the agent can place or handle non-ACD calls.	0x000
DESK_AGENT_CAN_SELECT_GROUP_MASK	Set when the agent can select which groups they are logged in to.	0x000

SET_AGENT_SERVICE_DATA_REQ

This event is used to get the feedback from agent on agent answers suggestion provided by Google (or any Answer Service). The agent selects thumbs-up or thumbs-down for each suggestion. This number is passed using SET_AGENT_SERVICE_DATA_REQ event.

Table 92: SET_AGENT_SERVICE_DATA_REQ Message Format

Fixed Part

Field Name	Value	Data Type	Byte Size
MessageHeader	Standard message header. MessageType = 283.	MHDR	8
InvokeID	An ID for this request message that will be returned in the corresponding confirm message.	UINT	4
RouterCallKeyDay	If specified, allows the setting of the router call key day	UINT	4
RouterCallKey	If specified, allows the setting of the RouterCallKeySequenceNumber	UINT	4
RouterCallKeySequenceNumber	The RouterCallKeyDay and RouterCallKeyCallID fields together form the TaskID	UINT	4
AgentSkillTargetID	The skill target ID of the agent to whom the task or the call will be routed.	UINT	4
Floating Part			
NumOfEnabledServices (Optional)	Number of services invoked by the Agent Desktop for the agent. If no services are invoked it will be 0. The message with 0 services enabled, is sent when the all services are disabled.	USHORT	2
FltEnabledServices (Optional)	List of features invoked by the agent desktop. The size of it is determined by the NumOfEnabledServices. The feature types are: 1. Agent Assist 2. Transcript 3. Recording	USHORT (NumOfEnabledServices)	2* (NumOfEnabledServices)
TotalAnswerSuggestion (Optional)	Indicates the total number of suggestions presented to Agent by Google or any other answer provider.	USHORT	2
NumPosAnsSugstns (Optional)	Number of positive suggestion accepted by the agent.	USHORT	2
NumNegAnsSugstns (Optional)	Number of negative suggestions accepted by the agent	USHORT	2

Table 93: SET_AGENT_SERVICE_DATA_CONF Message Format

Fixed Part			
Field Name	Value	Data Type	Byte Size
MessageHeader	Standard message header. MessageType = 284.	MHDR	8

NumInvokeID	Set to the value of the InvokeID from the corresponding request message.	UINT	4
Status	The status code indicating the cause of the failure. The possible status codes are defined in the Failure Indication Message status code table.	UINT	4

Connection Monitor Service

The Connection Monitor service generates Unified CCE Alarm Events whenever a CTI client session that has been granted this service is established or is terminated. The alarm messages contain the ClientID, Client Signature, and IP address of the CTI client and indicate whether the session was established, terminated normally (i.e. a CTI client CLOSE_REQ), or terminated abnormally. You can use these alarms to notify administrative personnel when, for example, an unattended CTI Bridge Server client may need attention. This service has no CTI client messages.

Client Control Service

The Client Control service lets CTI client applications request changes to agent states, establish, answer, control, and terminate calls on behalf of a specified agent position, and manipulate telephone features associated with a desktop telephone device. The Client Control service permits a CTI client with Client Events service to control the associated agent device and rejects attempts to control any other devices. CTI clients with All Events service may attempt to control any agent device (subject to any limitations imposed by the peripheral).

Client Control service messages that initiate new calls contain a boolean PostRoute field. When this field is set to TRUE, the value in the DialedNumber field of the message and the accumulated call context data is presented to Unified CCE as a Post-Route request from the peripheral's routing client. The label returned in the Unified CCE's route response then initiates the call instead of the given dialed number. This enables the CTI client to harness the power of the Unified CCE to find the most appropriate destination for the call.

The Client Control service consists of paired request/response messages. The CTI client sends a request message for the desired control action, and the CTI Server response indicates the outcome of the request. Depending on the specifics of the request, 10 to 15 seconds may elapse before the CTI Server returns the response message.

Receipt of the request is indicated by the corresponding control action confirmation message. If a request is unsuccessful, the CTI server instead sends a CONTROL_FAILURE_CONF message to indicate that the requested control service function identified by the given InvokeID was unsuccessful.

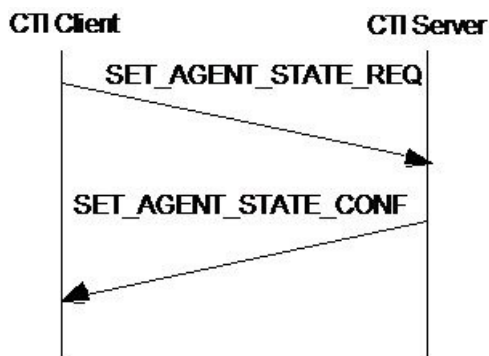
Table 94: CONTROL_FAILURE_CONF Message Format

Field Name	Value	Data Type	Byte Size
MessageHeader	Standard message header. MessageType = 35.	MHDR	8
InvokeID	Set to the value of the InvokeID from the corresponding request message.	UINT	4

FailureCode	A Status Code value specifying the reason that the request failed. GENERIC__UNSPECIFIED_REJECTION (70)	USHORT	2
PeripheralError Code	A peripheral error code indicating the cause of the failure.	UINT	4

The CTI client may receive unsolicited call or agent event messages that are caused by the request before or after the request confirmation message.

This figure illustrates the general Client Control message flow (using the messages to control agent state, described later in this section):



This table summarizes the Client Control service messages:

Table 95: Client Control Service Messages

Message	Action Requested	Server Response Message
QUERY_AGENT_STATE_REQ	Retrieve the current state of an agent at a specified device.	QUERY_AGENT_STATE_CONF
SET_AGENT_STATE_REQ	Change an ACD agent's state.	SET_AGENT_STATE_CONF
ALTERNATE_CALL_REQ	Place an active call on hold and then retrieve a previously held call or answer an alerting call at the same device.	ALTERNATE_CALL_CONF
ANSWER_CALL_REQ	Connect an alerting call at the device that is alerting.	ANSWER_CALL_CONF
CLEAR_CALL_REQ	Release all devices from the specified call.	CLEAR_CALL_CONF
CLEAR_CONNECTION_REQ	Release a specific device connection from the designated call.	CLEAR_CONNECTION_CONF
CONFERENCE_CALL_REQ	Conference an existing held call with another active call.	CONFERENCE_CALL_CONF
CONSULTATION_CALL_REQ	Place an active call on hold and then make a new call.	CONSULTATION_CALL_CONF

DEFLECT_CALL_REQ	Move an alerting call from a known device to another device.	DEFLECT_CALL_CONF
HOLD_CALL_REQ	Place an existing call connection into the held state.	HOLD_CALL_CONF
MAKE_CALL_REQ	Initiate a call between two devices.	MAKE_CALL_CONF
RECONNECT_CALL_REQ	Clear an active call and retrieve an existing held call.	RECONNECT_CALL_CONF
RETRIEVE_CALL_REQ	Retrieve an existing held connection.	RETRIEVE_CALL_CONF
TRANSFER_CALL_REQ	Transfer a held call to another active call at the same device.	TRANSFER_CALL_CONF
QUERY_DEVICE_INFO_REQ	Retrieve general information about a specified device.	QUERY_DEVICE_INFO_CONF
SNAPSHOT_CALL_REQ	Retrieve information about a specified call.	SNAPSHOT_CALL_CONF
SNAPSHOT_DEVICE_REQ	Retrieve information about a specified device.	SNAPSHOT_DEVICE_CONF
SEND_DTMF_SIGNAL_REQ	Transmit a series of DTMF tones.	SEND_DTMF_SIGNAL_CONF
SUPERVISOR_ASSIST_REQ	Assistance from a supervisor.	SUPERVISOR_ASSIST_CONF
EMERGENCY_CALL_REQ	Emergency call to supervisor.	EMERGENCY_CALL_CONF
BAD_CALL_REQ	Indicate a bad line condition.	BAD_CALL_CONF
START_NETWORK_RECORDING_REQ	Start recording the call.	START_NETWORK_RECORDING_CONF
STOP_NETWORK_RECORDING_REQ	Stop recording the call	STOP_NETWORK_RECORDING_CONF

Related Topics

[Failure Indication Message Status Codes](#)

QUERY_AGENT_STATE_REQ

Send this message to retrieve the current state of an agent at a specified device.

Table 96: QUERY_AGENT_STATE_REQ Message Format

Fixed Part			
Field Name	Value	Data Type	Byte Size
MessageHeader	Standard message header. MessageType = 36.	MHDR	8

InvokeID	An ID for this request message, returned in the corresponding confirm message.	UINT	4
PeripheralID	The PeripheralID of the ACD where the device is located.	UINT	4
MRDID	Media Routing Domain ID as configured in Unified CCE and the ARM client. MRDID and one of ICMAgentID, AgentExtension, AgentID, or AgentInstrument must be provided.	INT	4
ICMAgentID	The Skill Target ID, a unique agent identifier for Unified CCE. At least one of ICMAgentID, AgentExtension, AgentID, or AgentInstrument must be provided.	INT	4
Floating Part			
Field Name	Value	Data Type	Max. Size
AgentExtension	The agent's ACD teletext extension. At least one of ICMAgentID, AgentExtension, AgentID, or AgentInstrument must be provided.	STRING	16
AgentID	The agent's ACD login ID. At least one of ICMAgentID, AgentExtension, AgentID, or AgentInstrument must be provided.	STRING	12
AgentInstrument	The agent's ACD instrument number. At least one of ICMAgentID, AgentExtension, AgentID, or AgentInstrument must be provided.	STRING	64

The CTI Server sends the QUERY_AGENT_STATE CONF message as the query response:

Table 97: QUERY_AGENT_STATE_CONF Message Format

Fixed Part			
Field Name	Value	Data Type	Byte Size
MessageHeader	Standard message header. MessageType = 37.	MHDR	8
InvokeID	Set to the value of the InvokeID from the corresponding request message.	UINT	4
AgentState	An AgentState value representing the current state of the associated agent.	USHORT	2
NumSkillGroups	The number of Skill Groups that the agent is currently associated with, up to a maximum of 20. This value also indicates the number of SkillGroup Number, SkillGroupID, SkillGroup Priority, and Skill GroupState floating fields in the floating part of the message.	USHORT	2

MRDID	Media Routing Domain ID as configured in Unified CCE and the ARM client.	INT	4
NumTasks	The number of tasks currently assigned to the agent – this is the number that Unified CCE compares to the MaxTaskLimit to decide if the agent is available to be assigned additional tasks. This includes active tasks as well as those that are offered, paused, and in wrapup.	UINT	4
AgentMode	The mode that the agent will be in when the login completes. ROUTABLE = 1, NOT ROUTABLE = 0	USHORT	2
MaxTaskLimit	The maximum number of tasks that the agent can be simultaneously working on.	UINT	4
ICMAgentID	The Skill Target ID, a unique agent identifier for Unified CCE.	INT	4
Agent Availability Status	<p>An agent is available to work on a task in this Media Routing Domain if the agent meets all of these conditions:</p> <ul style="list-style-type: none"> • The agent is routable for this Media Routing Domain • The agent is not in Not Ready state for skill groups in other Media Routing Domain • The agent is temp routable, meaning that the agent is not in Reserved, Active, Work-Ready, or Work-Not Ready state on a non-interruptible task in another Media Routing Domain. • The agent has not reached the maximum task limit for this Media Routing Domain <p>An available agent is eligible to be assigned a task. Who can assign a task to the agent is determined by whether or not the agent is Routable.</p> <p>An agent is ICMAvailable in MRD X if he is available in X and Routable with respect to X. An agent is ApplicationAvailable in MRD X if he is available in X and not Routable with respect to X. Otherwise an agent is NotAvailable in MRD X.</p> <p>NOT AVAILABLE = 0, ICM AVAILABLE = 1, APPLICATION AVAILABLE=2</p>	UINT	4
DepartmentID	Department ID of the Agent	INT	4
Floating Part			
Field Name	Value	Data Type	Max Size

AgentID (optional)	The agent's ACD login ID, if an agent is logged into the specified device.	STRING	12
AgentExtension (optional)	The agent's ACD teletext extension, if an agent is logged into the specified device.	STRING	16
AgentInstrument (optional)	The agent's ACD instrument number, if an agent is logged into the specified device.	STRING	64
SkillGroup Number	The number of an agent Skill Group queue that the call has been added to, as known to the peripheral. May contain the special value NULL_SKILL_GROUP when not applicable or not available. There may be more than one SkillGroupNumber field in the message (see NumSkillGroups).	UINT	4
SkillGroupID	The SkillGroupID of the agent SkillGroup queue that the call has been added to. May contain the special value NULL_SKILL_GROUP when not applicable or not available. There may be more than one SkillGroup ID field in the message (see Num SkillGroups). This field always immediately follows the corresponding SkillGroupNumber field.	UINT	4
SkillGroup Priority	The priority of the skill group, or 0 when skill group priority is not applicable or not available. There may be more than one SkillGroup Priority field in the message (see NumSkillGroups). This field always immediately follows the corresponding SkillGroupID field.	USHORT	2
SkillGroupState	One of the values from representing the current state of the associated agent with respect to the skill group. There may be more than one SkillGroupState field in the message (see NumSkillGroups). This field always immediately follows the corresponding SkillGroupPriority field.	USHORT	2
InternalAgentState	A value representing the agent's internal state. All the transitional states the agent goes through are part of agent internal states values. Cisco reserved this tag for internal use only.	USHORT	2
MaxBeyondTaskLimit	The maximum number of tasks that the agent can simultaneously be working on after reaching maximum task limit.	UINT	4

Related Topics

[Agent Internal States Message Values](#)

[AgentState Values](#)

[Special Values](#)

SET_AGENT_STATE_REQ

Use this message to change an ACD agent state to one of the values defined below.



Note For Remote Agent login, use “;” to separate the instrument and agent phone number in the AgentInstrument field. Use RA_CALL_BY_CALL or RA_NAILED_CONNECTION in the AgentWorkMode field for the Remote Agent login mode.

Table 98: SET_AGENT_STATE_REQ Message Format

Fixed Part			
Field Name	Value	Data Type	Byte Size
MessageHeader	Standard message header. MessageType = 38.	MHDR	8
InvokeID	An ID for this request message, returned in the corresponding confirm message.	UINT	4
PeripheralID	The PeripheralID of the ACD where the device is located.	UINT	4
AgentState	An AgentState value representing the desired state of the associated agent.	USHORT	2
AgentWorkMode	An AgentWorkMode value representing the desired work mode of the associated agent.	USHORT	2
NumSkillGroups	The number of SkillGroup Number and SkillGroup Priority fields in the floating part of the message, up to a maximum of 10.	USHORT	2
EventReasonCode	A peripheral-specific code indicating the reason for the state change.	USHORT	2
ForcedFlag	The CTI Server is requested to force this state change regardless of its validity. Used only with AGENT_STATE_LOGIN or AGENT_STATE_LOGOFF: 0 = FALSE 1 = TRUE 2 = Agent authentication only. No agent state change. Use with AGENT_STATE_LOGIN. Note that this parameter is not used in CTI Server and is reserved for future use.	UCHAR	1
AgentServiceReq	BitMask indicates what services the agent expects.	UINT	4
Floating Part			

Field Name	Value	Data Type	Max. Size
AgentInstrument	The agent's ACD instrument number.	STRING	64
ActiveTerminal	The selected terminal device name, if any.	STRING	64
AgentID (optional)	The agent's ACD login ID. This field is required when AgentState is AGENT_STATE_LOGIN or AGENT_STATE_LOGOUT.	STRING	12
AgentPassword (optional)	The password that allows an agent to log into or out of an agent SkillGroup. This field is required when AgentState is AGENT_STATE_LOGIN or AGENT_STATE_LOGOUT and the SSOEnabled element is not set to 1.	STRING	64
PositionID (optional)	Required by some peripherals when AgentState is AGENT_STATE_LOGIN.	STRING	12
SupervisorID (optional)	Required by some peripherals when AgentState is AGENT_STATE_LOGIN.	STRING	12
SSOEnabled (optional)	When AgentState is AGENT_STATE_LOGIN, this field indicates the agent's SSO configuration at the client: <ul style="list-style-type: none"> • 0 = SSO disabled • 1 = SSO enabled 		
SkillGroupNumber (optional)	When AgentState is AGENT_STATE_LOGIN or AGENT_STATE_LOGOUT, this field may be required by some peripherals and specifies the number (as known to the peripheral) of the agent Skill Group that the agent will be logged into or out of. There may be more than one Skill GroupNumber field in the message (see NumSkill Groups). If AgentState is AGENT_STATE_LOGOUT and no SkillGroupNumber fields are provided, the agent will be logged out of ALL currently logged-in skill groups. Some ACDs ignore this field and/or use the ACD default; see the list in the CALL_DELIVERED_EVENT section.	INT	4
SkillGroupPriority	The priority of the skill group, or 0 when skill group priority is not applicable or not available. There may be more than one SkillGroup Priority field in the message (see NumSkill Groups). This field always immediately follows the corresponding SkillGroup Number field.	USHORT	2

The CTI Server sends the SET_AGENT_STATE_CONF message to confirm receipt of the request:

Table 99: SET_AGENT_STATE_CONF Message Format

Field Name	Value	Data Type	Byte Size
MessageHeader	Standard message header. MessageType = 39.	MHDR	8
InvokeID	Set to the value of the InvokeID from the corresponding request message.	UINT	4

Related Topics

[AgentState Values](#)

[AgentWorkMode Values](#)

[CALL_DELIVERED_EVENT](#), on page 12

ALTERNATE_CALL_REQ

Use this message to alternate between calls. This message requests the compound action of placing an active call on hold and then either retrieving a previously held call or answering an alerting call at the same device.

Table 100: ALTERNATE_CALL_REQ Message Format

Fixed Part			
Field Name	Value	Data Type	Byte Size
MessageHeader	Standard message header. MessageType = 40.	MHDR	8
InvokeID	An ID for this request message, returned in the corresponding confirm message.	UINT	4
PeripheralID	The PeripheralID of the ACD where the calls are located.	UINT	4
ActiveConnection CallID	The Call ID value assigned to the currently active call by the peripheral or Unified CCE.	UINT	4
OtherConnection CallID	The Call ID value assigned to the other call by the peripheral or Unified CCE.	UINT	4
ActiveConnection DeviceIDType	The type of device ID in the ActiveConnectionDeviceID floating field.	USHORT	2
OtherConnection DeviceIDType	The type of device ID in the Other ConnectionDeviceID floating field.	USHORT	2
Floating Part			
Field Name	Value	Data Type	Max. Size

ActiveConnection DeviceID	The device ID of the device associated with the currently active connection.	STRING	64
OtherConnection Device ID	The device ID of the device associated with the other connection.	STRING	64
AgentInstrument (optional)	The agent's ACD instrument number.	STRING	64

The CTI Server sends the ALTERNATE_CALL_CONF message to confirm receipt of the request:

Table 101: ALTERNATE_CALL_CONF Message Format

Field Name	Value	Data Type	Byte Size
MessageHeader	Standard message header. MessageType = 41.	MHDR	8
InvokeID	Set to the value of the InvokeID from the corresponding request message.	UINT	4

Related Topics

[ConnectionDeviceIDType Values](#)

ANSWER_CALL_REQ

Use this message upon delivery of an alerting call, to connect the alerting call at the device that is alerting. The ANSWER_CALL_REQ message is defined in this table:

Table 102: ANSWER_CALL_REQ Message Format

Fixed Part			
Field Name	Value	Data Type	Byte Size
MessageHeader	Standard message header. MessageType = 42.	MHDR	8
InvokeID	An ID for this request message, returned in the corresponding confirm message.	UINT	4
PeripheralID	The PeripheralID of the ACD where the call is located.	UINT	4
ConnectionCallID	The Call ID value assigned to the call by the peripheral or Unified CCE. May contain the special value 0xffffffff if the alerting Call ID value is not provided.	UINT	4
ConnectionDevice IDType	The type of device ID in the ConnectionDeviceID floating field.	USHORT	2
Floating Part			
Field Name	Value	Data Type	Max. Size

ConnectionDevice ID	The device ID of the device associated with the connection.	STRING	64
AgentInstrument (optional)	The ACD instrument number of the instrument that should answer the call.	STRING	64

The CTI Server sends the ANSWER_CALL_CONF message to confirm receipt of the request:

Table 103: ANSWER_CALL_CONF Message Format

Field Name	Value	Data Type	Byte Size
MessageHeader	Standard message header. Message Type = 43.	MHDR	8
InvokeID	Set to the value of the InvokeID from the corresponding request message.	UINT	4

Related Topics

[ConnectionDeviceIDType Values](#)

CLEAR_CALL_REQ

Use this message on hanging up a call, to release all devices from the specified call.

Table 104: CLEAR_CALL_REQ Message Format

Fixed Part			
Field Name	Value	Data Type	Byte Size
MessageHeader	Standard message header. MessageType = 44.	MHDR	8
InvokeID	An ID for this request message, returned in the corresponding confirm message.	UINT	4
PeripheralID	The PeripheralID of the ACD where the call is located.	UINT	4
ConnectionCallID	The Call ID value assigned to the call by the peripheral or Unified CCE.	UINT	4
ConnectionDevice IDType	The type of device ID in the ConnectionDeviceID floating field.	USHORT	2
Floating Part			
Field Name	Value	Data Type	Max. Size
ConnectionDevice ID	The device ID of the device associated with the connection.	STRING	64
AgentInstrument (optional)	The agent's ACD instrument number.	STRING	64

The CTI Server sends the CLEAR_CALL_CONF message to confirm receipt of the request:

Table 105: CLEAR_CALL_CONF Message Format

Field Name	Value	Data Type	Byte Size
MessageHeader	Standard message header. Message Type = 45.	MHDR	8
InvokeID	Set to the value of the InvokeID from the corresponding request message.	UINT	4

Related Topics

[ConnectionDeviceIDType Values](#)

CLEAR_CONNECTION_REQ

Use this message on hanging up a specific phone, to release the device connection from the designated call.

Table 106: CLEAR_CONNECTION_REQ Message Format

Fixed Part			
Field Name	Value	Data Type	Byte Size
MessageHeader	Standard message header. MessageType = 46.	MHDR	8
InvokeID	An ID for this request message, returned in the corresponding confirm message.	UINT	4
PeripheralID	The PeripheralID of the ACD where the call is located.	UINT	4
ConnectionCallID	The Call ID value assigned to the call by the peripheral or Unified CCE.	UINT	4
ConnectionDeviceIDType	The type of device ID in the ConnectionDeviceID floating field.	USHORT	2
RequestingDeviceIDType (optional)	Indicates the type of the device identifier supplied in the RequestingDeviceID field. NONE is an acceptable value.	USHORT	2
Floating Part			
Field Name	Value	Data Type	Max. Size
ConnectionDeviceID	The device ID of the device connection that is to be released.	STRING	64
AgentInstrument (optional)	The ACD instrument number of the instrument with device connection that is to be released.	STRING	64
CTIOSCILClientID	Unique ID for use by CTI OS to identify the CIL Client.	STRING	64

RequestingDeviceID (optional)	Optionally specifies the controller device requesting the clear operation.	STRING	64
-------------------------------	--	--------	----

The CTI Server sends the CLEAR_CONNECTION_CONF message to confirm receipt of the request:

Table 107: CLEAR_CONNECTION_CONF Message Format

Field Name	Value	Data Type	Byte Size
MessageHeader	Standard message header. MessageType = 47.	MHDR	8
InvokeID	Set to the value of the InvokeID from the corresponding request message.	UINT	4

Related Topics

[ConnectionDeviceIDType Values](#)

[DeviceIDType Values](#)

CONFERENCE_CALL_REQ

Use this message to conference an existing held call with another active call. The two calls are merged and the two connections at the conferencing device are in the connected state.

Table 108: CONFERENCE_CALL_REQ Message Format

Fixed Part			
Field Name	Value	Data Type	Byte Size
MessageHeader	Standard message header. MessageType = 48.	MHDR	8
InvokeID	An ID for this request message, returned in the corresponding confirm message.	UINT	4
PeripheralID	The PeripheralID of the ACD where the call is located.	UINT	4
HeldConnection CallID	The Call ID value assigned to the held call by the peripheral or Unified CCE.	UINT	4
ActiveConnection CallID	The Call ID value assigned to the active call by the peripheral or Unified CCE.	UINT	4
HeldConnection DeviceIDType	The type of device ID in the HeldConnectionDeviceID floating field.	USHORT	2
ActiveConnection DeviceIDType	The type of device ID in the ActiveConnectionDevice ID floating.	USHORT	2
CallPlacementType	A CallPlacementType value specifying how the call is to be placed.	USHORT	2

CallMannerType	A CallMannerType value specifying additional call processing options.	USHORT	2
AlertRings	The maximum amount of time that the call's destination will remain alerting, specified as an approximate number of rings. A zero value indicates that the peripheral default (typically 10 rings) should be used.	USHORT	2
CallOption	A CallOption value specifying additional peripheral-specific call options.	USHORT	2
FacilityType	A FacilityType value indicating the type of facility to be used.	USHORT	2
AnsweringMachine	An AnsweringMachine value specifying the action to be taken if the call is answered by an answering machine.	USHORT	2
Priority	Set to TRUE if the call should receive priority handling.	BOOL	2
PostRoute ¹	When this field is set to TRUE and a DialedNumber is provided instead of a held call (single step conference), the Unified ICM post-routing capabilities determine the new call destination.	BOOL	2
NumNamed Variables	The number of NamedVariable floating fields present in the floating part of the message.	USHORT	2
NumNamed Arrays	The number of NamedArray floating fields present in the floating part of the message.	USHORT	2
Floating Part			
Field Name	Value	Data Type	Max. Size
ActiveConnection DeviceID	The device ID of the device associated with the active connection.	STRING	64
HeldConnection Device ID	The device ID of the device associated with the held connection.	STRING	64
AgentInstrument (optional)	The agent's ACD instrument number.	STRING	64
DialedNumber (optional)	The number to be dialed to effect a single step conference of the active call. Either a HeldConnection DeviceID or DialedNumber is required.	STRING	40
UserToUserInfo (optional)	The ISDN user-to-user information.	UNSPEC	131
CallVariable1 (optional)	Call-related variable data.	STRING	41

...
CallVariable10 (optional)	Call-related variable data.	STRING	41
CallWrapupData (optional)	Call-related wrapup data.	STRING	40
NamedVariable (optional)	Call-related variable data that has a variable name defined in the Unified CCE. There may be an arbitrary number of NamedVariable and NamedArray fields in the message, subject to a combined total limit of 2000 bytes.	NAMEDVAR	251
NamedArray (optional)	Call-related variable data that has an array variable name defined in the Unified CCE. There may be an arbitrary number of Named Variable and NamedArray fields in the message, subject to a combined total limit of 2000 bytes.	NAMED ARRAY	252
FacilityCode (optional)	A trunk access code, split extension, or other data needed to access the chosen facility.	STRING	40
Authorization Code (optional)	An authorization code needed to access the resources required to initiate the call.	STRING	40
AccountCode (optional)	A cost-accounting or client number used by the peripheral for charge-back purposes.	STRING	40

¹ The PostRoute flag is not supported in Unified CCE environments when integrating with CUCM or UCCE System peripheral gateway. When a call is placed from an Agent's desktop in UCCE environment, a post route request is implicitly triggered by the PG, instead of a new call originating via the Unified Communications Manager.

The CTI Server sends the CONFERENCE_CALL_CONF message to confirm receipt of the request:

Table 109: CONFERENCE_CALL_CONF Message Format

Fixed Part			
Field Name	Value	Data Type	Byte Size
MessageHeader	Standard message header. MessageType = 49.	MHDR	8
InvokeID	Set to the value of the InvokeID from the corresponding request message.	UINT	4
NewConnection CallID	The Call ID value assigned to the resulting conference call by the peripheral or Unified CCE.	UINT	4
NewConnection DeviceIDType	The type of device ID in the NewConnectionDeviceID floating field.	USHORT	2

NumParties	The number of active connections associated with this conference call, up to a maximum of 16. This value also indicates the number of Connected PartyCallID, ConnectedParty DeviceIDType, and Connected PartyDeviceID floating fields in the floating part of the message.	USHORT	2
LineHandle	This field identifies the teletype line used, if known. Otherwise this field is set to 0xffff.	USHORT	2
LineType	The type of the teletype line in the LineHandle field.	USHORT	2
Floating Part			
Field Name	Value	Data Type	Max. Size
NewConnection DeviceID	The device ID of the device associated with the connection.	STRING	64
ConnectedParty CallID (optional)	The Call ID value assigned to one of the conference call parties. There may be more than one ConnectedParty CallID field in the message (see NumParties).	UINT	4
ConnectedParty DeviceIDType (optional)	The type of device ID in the following ConnectedParty DeviceID floating field. There may be more than one ConnectedPartyDevice IDType field in the message (see NumParties). This field always immediately follows the corresponding Connected PartyCallID field.	USHORT	2
ConnectedParty DeviceID (optional)	The device identifier of one of the conference call parties. There may be more than one ConnectedParty DeviceID field in the message (see NumParties). This field always immediately follows the corresponding Connected PartyDeviceIDType field.	STRING	64

Related Topics

- [AnsweringMachine Values](#)
- [CallMannerType Values](#)
- [CallOption Values](#)
- [CallPlacementType Values](#)
- [ConnectionDeviceIDType Values](#)
- [FacilityType Values](#)
- [LineType Values](#)
- [NAMEDVAR Data Type](#)
- [NAMEDARRAY Data Type](#)

CONSULTATION_CALL_REQ

Use this message to request the combined action of placing an active call on hold and then making a new call. By default, the CTI Server uses the call context data of the active call to initialize the context data of the consultation call. You can override some or all of this original call context in the consultation call by providing the desired values in this request.

Because this request includes putting the call on hold, you cannot use it for a call that is already on hold. If you use this in a third-party desktop, the desktop must disable any options that make use of this call when the active call is on hold.

Table 110: CONSULTATION_CALL_REQ Message Format

Fixed Part			
Field Name	Value	Data Type	Byte Size
MessageHeader	Standard message header. MessageType = 50.	MHDR	8
InvokeID	An ID for this request message, returned in the corresponding confirm message.	UINT	4
PeripheralID	The Unified CCE PeripheralID of the ACD where the call is located.	UINT	4
ActiveConnectionCallID	The Call ID value assigned to the active call by the peripheral or Unified CCE.	UINT	4
ActiveConnectionDeviceIDType	The type of device ID in the ActiveConnectionDeviceID floating field.	USHORT	2
CallPlacementType	A CallPlacementType value specifying how the call is to be placed.	USHORT	2
CallMannerType	A CallMannerType value specifying additional call processing options.	USHORT	2
ConsultType	A ConsultType value indicating the reason for initiating the consult call.	USHORT	2
AlertRings	The maximum amount of time that the call's destination will remain alerting, specified as an approximate number of rings. A zero value indicates that the peripheral default (typically 10 rings) should be used.	USHORT	2
CallOption	A CallOption value specifying additional peripheral-specific call options.	USHORT	2
FacilityType	A FacilityType Value indicating the type of facility to be used.	USHORT	2

Answering Machine	An AnsweringMachine value specifying the action to be taken if the call is answered by an answering machine.	USHORT	2
Priority	Set this field to TRUE if the consultation call should receive priority handling.	BOOL	2
PostRoute ²	When TRUE, the Unified ICM post-routing capabilities determine the new call destination.	BOOL	2
NumNamed Variables	The number of NamedVariable floating fields present in the floating part of the message.	USHORT	2
NumNamed Arrays	The number of NamedArray floating fields present in the floating part of the message.	USHORT	2
Floating Part			
Field Name	Value	Data Type	Max. Size
ActiveConnection DeviceID	The device ID of the device associated with the active connection.	STRING	64
DialedNumber	The number to be dialed to establish the new call.	STRING	40
AgentInstrument (optional)	The ACD instrument number of the instrument that should initiate the new call. This field may be required for some peripheral types.	STRING	64
UserToUserInfo (optional)	The ISDN user-to-user information element that should be used in place of the corresponding data from the active call.	UNSPEC	131
CallVariable1 (optional)	Call-related variable data that should be used in place of the corresponding variable from the active call.	STRING	41
...
CallVariable10 (optional)	Call-related variable data that should be used in place of the corresponding variable from the active call.	STRING	41
CallWrapupData (optional)	Call-related wrapup data that should be used in place of the corresponding data from the active call.	STRING	40

NamedVariable (optional)	Call-related variable data that has a variable name defined in the Unified CCE. There may be an arbitrary number of Named Variable and NamedArray fields in the message, subject to a combined total limit of 2000 bytes.	NAMEDVAR	251
NamedArray (optional)	Call-related variable data that has an array variable name defined in the Unified CCE. There may be an arbitrary number of Named Variable and NamedArray fields in the message, subject to a combined total limit of 2000 bytes.	NAMEDARRAY	252
FacilityCode (optional)	A trunk access code, split extension, or other data needed to access the chosen facility.	STRING	40
Authorization Code (optional)	An authorization code needed to access the resources required to initiate the call.	STRING	40
AccountCode (optional)	A cost-accounting or client number used by the peripheral for charge-back purposes.	STRING	40

² The PostRoute flag is not supported in Unified CCE environments when integrating with CUCM or UCCE System peripheral gateway. When a call is placed from an Agent's desktop in UCCE environment, a post route request is implicitly triggered by the PG, instead of a new call originating via the Unified Communications Manager.

The CTI Server sends the CONSULTATION_CALL_CONF message to confirm receipt of the request:

Table 111: CONSULTATION_CALL_CONF Message Format

Fixed Part			
Field Name	Value	Data Type	Byte Size
MessageHeader	Standard message header. MessageType = 51.	MHDR	8
InvokeID	Set to the value of the InvokeID from the corresponding request message.	UINT	4
NewConnection CallID	The Call ID value assigned to the resulting new call by the peripheral or Unified CCE.	UINT	4
NewConnection DeviceIDType	The type of device ID in the NewConnectionDeviceID floating field.	USHORT	2
LineHandle	This field identifies the teleset line used, if known. Otherwise this field is set to 0xffff.	USHORT	2
LineType	The type of the teleset line in the LineHandle field.	USHORT	2
Floating Part			

Field Name	Value	Data Type	Max. Size
NewConnection DeviceID	The device ID of the device associated with the new call.	STRING	64

Related Topics

[AnsweringMachine Values](#)
[CallMannerType Values](#)
[CallOption Values](#)
[CallPlacementType Values](#)
[ConnectionDeviceIDType Values](#)
[ConsultType Values](#)
[FacilityType Values](#)
[LineType Values](#)
[NAMEDVAR Data Type](#)
[NAMEDARRAY Data Type](#)

DEFLECT_CALL_REQ

Use this message during a call forward operation, to take an alerting call from a known device and move it to another device.

Table 112: DEFLECT_CALL_REQ Message Format

Fixed Part			
Field Name	Value	Data Type	Byte Size
MessageHeader	Standard message header. MessageType = 52.	MHDR	8
InvokeID	An ID for this request message, returned in the corresponding confirm message.	UINT	4
PeripheralID	The PeripheralID of the ACD where the call is located.	UINT	4
ConnectionCallID	The Call ID value assigned to the alerting call by the peripheral or Unified CCE.	UINT	4
ConnectionDevice IDType	The type of device ID in the ConnectionDeviceID floating field.	USHORT	2
CalledDevice Type	The type of device ID in the Called DeviceID floating field.	USHORT	2
Floating Part			
Field Name	Value	Data Type	Max. Size
ConnectionDeviceID	The device ID of the device associated with the alerting connection.	STRING	64

CalledDeviceID	The destination device address identifying where the call is to be deflected.	STRING	64
AgentInstrument (optional)	The agent's ACD instrument number.	STRING	64

The CTI Server sends the DEFLECT_CALL_CONF message to confirm receipt of the request:

Table 113: DEFLECT_CALL_CONF Message Format

Field Name	Value	Data Type	Byte Size
MessageHeader	Standard message header. MessageType = 53.	MHDR	8
InvokeID	Set to the value of the InvokeID from the corresponding request message.	UINT	4

Related Topics

[ConnectionDeviceIDType Values](#)

[DeviceIDType Values](#)

HOLD_CALL_REQ

Use this message to place an existing call connection into the held state.

Table 114: HOLD_CALL_REQ Message Format

Fixed Part			
Field Name	Value	Data Type	Byte Size
MessageHeader	Standard message header. MessageType = 54.	MHDR	8
InvokeID	An ID for this request message, returned in the corresponding confirm message.	UINT	4
PeripheralID	The PeripheralID of the ACD where the call is located.	UINT	4
ConnectionCallID	The Call ID value assigned to the call by the peripheral or Unified CCE.	UINT	4
ConnectionDeviceIDType	The type of device ID in the ConnectionDeviceID floating field.	USHORT	2
Reservation	TRUE to reserve the facility for reuse by the held call. Not appropriate for most non-ISDN telephones.	BOOL	2
Floating Part			
Field Name	Value	Data Type	Max. Size

ConnectionDevice ID	The device ID of the device associated with the connection.	STRING	64
AgentInstrument (optional)	The agent's ACD instrument number.	STRING	64

The CTI Server sends the HOLD_CALL_CONF message to confirm receipt of the request.

Table 115: HOLD_CALL_CONF Message Format

Field Name	Value	Data Type	Byte Size
MessageHeader	Standard message header. MessageType = 55.	MHDR	8
InvokeID	Set to the value of the InvokeID from the corresponding request message.	UINT	4

Related Topics

[ConnectionDeviceIDType Values](#)

MAKE_CALL_REQ

Use this message to initiate a call between two devices. This request attempts to create a new call and establish a connection between the calling device (originator) and the called device (destination).

Table 116: MAKE_CALL_REQ Message Format

Fixed Part			
Field Name	Value	Data Type	Byte Size
MessageHeader	Standard message header. MessageType = 56.	MHDR	8
InvokeID	An ID for this request message, returned in the corresponding confirm message.	UINT	4
PeripheralID	The PeripheralID of the ACD where the devices are located.	UINT	4
CallPlacementType	A CallPlacementType value specifying how the call is to be placed.	USHORT	2
CallMannerType	A CallMannerType specifying additional call processing options.	USHORT	2
AlertRings	The maximum amount of time that the call's destination will remain alerting, specified as an approximate number of rings. A zero value indicates to use the peripheral default (typically 10 rings).	USHORT	2

CallOption	A CallOption value specifying additional peripheral-specific call options.	USHORT	2
FacilityType	A FacilityType value indicating the type of facility to be used.	USHORT	2
AnsweringMachine	An AnsweringMachine value specifying the action to be taken if the call is answered by an answering machine.	USHORT	2
Priority	Set this field to TRUE if the call should receive priority handling.	BOOL	2
PostRoute ³	When TRUE, the Unified ICM post-routing capabilities determine the new call destination.	BOOL	2
NumNamed Variables	The number of NamedVariable floating fields present in the floating part of the message.	USHORT	2
NumNamedArrays	The number of NamedArray floating fields present in the floating part of the message.	USHORT	2
SkilGroupNumber	The peripheral number of the skill group to make the call on behalf of. May be NULL_SKILL_GROU P if default is desired.	UINT	4
Floating Part			
Field Name	Value	Data Type	Max. Size
AgentInstrument	The agent's ACD instrument number	STRING	64
DialedNumber	The number to be dialed to establish the new call.	STRING	40
UserToUserInfo (optional)	The ISDN user-to-user information.	UNSPEC	131
CallVariable1 (optional)	Call-related variable data.	STRING	41
...
CallVariable10 (optional)	Call-related variable data.	STRING	41
CallWrapupData (optional)	Call-related wrapup data.	STRING	40
NamedVariable (optional)	Call-related variable data that has a variable name defined in the Unified CCE. There may be an arbitrary number of Named Variable and NamedArray fields in the message, subject to a combined total limit of 2000 bytes. .	NAMED VAR	251

NamedArray (optional)	Call-related variable data that has an array variable name defined in the Unified CCE. There may be an arbitrary number of Named Variable and NamedArray fields in the message, subject to a combined total limit of 2000 bytes.	NAMED ARRAY	252
FacilityCode (optional)	A trunk access code, split extension, or other data needed to access the chosen facility.	STRING	40
AuthorizationCode (optional)	An authorization code needed to access the resources required to initiate the call.	STRING	40
AccountCode (optional)	A cost-accounting or client number used by the peripheral for charge-back purposes.	STRING	40
CCT (optional)	Call control table, required for Aspect PIM unless Call Placement Type is CPT_OUTBOUND.	STRING	4

³ The PostRoute flag is not supported in Unified CCE environments when integrating with CUCM or UCCE System peripheral gateway. When a call is placed from an Agent's desktop in UCCE environment, a post route request is implicitly triggered by the PG, instead of a new call originating via the Unified Communications Manager.

The CTI Server sends the MAKE_CALL_CONF message to confirm receipt of the request.

Table 117: MAKE_CALL_CONF Message Format

Fixed Part			
Field Name	Value	Data Type	Byte Size
MessageHeader	Standard message header. MessageType = 57.	MHDR	8
InvokeID	Set to the value of the InvokeID from the corresponding request message.	UINT	4
NewConnection CallID	The Call ID value assigned to the call by the peripheral or Unified CCE.	UINT	4
NewConnection DeviceIDType	The type of device ID in the NewConnection Device ID floating field.	USHORT	2
LineHandle	This field identifies the teleset line used, if known. Otherwise this field is set to 0xffff.	USHORT	2
LineType	The type of the teleset line in the LineHandle field.	USHORT	2
Floating Part			
Field Name	Value	Data Type	Max. Size

NewConnection DeviceID	The device ID of the device associated with the connection.	STRING	64
------------------------	---	--------	----

Related Topics

[AnsweringMachine Values](#)
[CallMannerType Values](#)
[CallOption Values](#)
[CallPlacementType Values](#)
[ConnectionDeviceIDType Values](#)
[FacilityType Values](#)
[LineType Values](#)
[NAMEDVAR Data Type](#)
[NAMEDARRAY Data Type](#)

MAKE_PREDICTIVE_CALL_REQ

Use this message to request the initiation of a call between a group of devices and a logical device on behalf of a calling device (originating). The request creates a new call and establishes a connection with the called device (terminating).

Table 118: MAKE_PREDICTIVE_CALL_REQ Message Format

Fixed Part			
Field Name	Value	Data Type	Byte Size
MessageHeader	Standard message header. MessageType = 58.	MHDR	8
InvokeID	An ID for this request message that will be returned in the corresponding confirm message.	UINT	4
PeripheralID	The PeripheralID of the ACD where the devices are located.	UINT	4
CallPlacementType	A CallPlacementType value specifying how the call is to be placed.	USHORT	2
CallMannerType	A CallMannerType value specifying additional call processing options.	USHORT	2
AlertRings	The maximum amount of time that the call's destination will remain alerting, specified as an approximate number of rings. A zero value indicates that the peripheral default (typically 10 rings) should be used.	USHORT	2
CallOption	A CallOption value specifying additional peripheral-specific call options.	USHORT	2
FacilityType	A FacilityType value indicating the type of facility to be used.	USHORT	2

AnsweringMachine	An AnsweringMachine value specifying the action to be taken if the call is answered by an answering machine.	USHORT	2
Priority	Set this field to TRUE if the call should receive priority handling.	BOOL	2
AllocationState	An AllocationState value indicating the destination connection state that should cause the call to be connected to the originating device.	USHORT	2
DestinationCountry	A DestinationCountry value specifying the country of the destination of the call.	USHORT	2
AnswerDetectMode	An AnswerDetectMode value specifying the mode of operation of the answering machine detection equipment.	USHORT	2
AnswerDetectTime	The time interval, in seconds, allotted for answering machine detection. A zero value indicates that the peripheral default should be used.	USHORT	2
AnswerDetect Control1	A peripheral-specific value used to control the operation of answering machine detection equipment. Set this field to zero when not used or not applicable.	ULONG	4
AnswerDetect Control2	A peripheral-specific value used to control the operation of answering machine detection equipment. Set this field to zero when not used or not applicable.	ULONG	4
NumNamed Variables	The number of NamedVariable floating fields present in the floating part of the message.	USHORT	2
NumNamedArrays	The number of NamedArray floating fields present in the floating part of the message.	USHORT	2
Floating Part			
Field Name	Value	Data Type	Max. Size
OriginatingDevice ID	The ACD device (CCT, VDN, etc.) that will originate the call.	STRING	64
DialedNumber	The number to be dialed to establish the new call.	STRING	40
UserToUserInfo (optional)	The ISDN user-to-user information.	UNSPEC	131
CallVariable1 (optional)	Call-related variable data.	STRING	41
...

CallVariable10 (optional)	Call-related variable data.	STRING	41
CallWrapupData (optional)	Call-related wrapup data.	STRING	40
NamedVariable (optional)	Call-related variable data that has a variable name defined in the Unified CCE. There may be an arbitrary number of Named Variable and NamedArray fields in the message, subject to a combined total limit of 2000 bytes.	NAMEDVAR	251
NamedArray (optional)	Call-related variable data that has an array variable name defined in the Unified CCE. There may be an arbitrary number of Named Variable and NamedArray fields in the message, subject to a combined total limit of 2000 bytes.	NAMED ARRAY	252
FacilityCode (optional)	A trunk access code, split extension, or other data needed to access the chosen facility.	STRING	40
AuthorizationCode (optional)	An authorization code needed to access the resources required to initiate the call.	STRING	40
AccountCode (optional)	A cost-accounting or client number used by the peripheral for charge-back purposes.	STRING	40
OriginatingLineID (optional)	The originating line ID to be used for the call (not supported by all ACDs and trunk types).	STRING	40
CCT (optional)	Call control table, required for Aspect PIM unless Call Placement Type is CPT_OUTBOUND.	STRING	4

The MAKE_PREDICTIVE_CALL_CONF message confirms receipt of the request.

Table 119: MAKE_PREDICTIVE_CALL_CONF Message Format

Fixed Part			
Field Name	Value	Data Type	Byte Size
MessageHeader	Standard message header. MessageType = 59.	MHDR	8
InvokeID	Set to the same value as the InvokeID from the corresponding request message.	UINT	4
NewConnectionCallID	The Call ID value assigned to the call by the peripheral or Unified CCE.	UINT	4
NewConnectionDeviceIDType	Indicates the type of the device identifier supplied in the NewConnectionDeviceID floating field.	USHORT	2
LineHandle	This field identifies the teletest line used, if known. Otherwise this field is set to 0xffff.	USHORT	2

LineType	Indicates the type of the teletest line given in the LineHandle field.	USHORT	2
Floating Part			
Field Name	Value	Data Type	Max. Size
NewConnectionDeviceID	The device identifier of the device associated with the connection.	STRING	64

Related Topics

[AllocationState Values](#)

[AnswerDetectMode Values](#)

RECONNECT_CALL_REQ

Use this message to request the combined action of clearing an active call and then retrieving an existing held call.

Table 120: RECONNECT_CALL_REQ Message Format

Fixed Part			
Field Name	Value	Data Type	Byte Size
MessageHeader	Standard message header. MessageType = 60.	MHDR	8
InvokeID	An ID for this request message, returned in the corresponding confirm message.	UINT	4
PeripheralID	The PeripheralID of the ACD where the calls are located.	UINT	4
ActiveConnectionCallID	The Call ID value assigned to the currently active call by the peripheral or Unified CCE.	UINT	4
HeldConnectionCallID	The Call ID value assigned to the held call by the peripheral or Unified CCE.	UINT	4
ActiveConnectionDevice IDType	The type of device ID in the ActiveConnection DeviceID floating field.	USHORT	2
HeldConnectionDevice IDType	The type of device ID in the HeldConnectionDeviceID.	USHORT	2
Floating Part			
Field Name	Value	Data Type	Max. Size
ActiveConnection DeviceID	The device ID of the device associated with the currently active connection.	STRING	64

HeldConnectionDevice ID	The device ID of the device associated with the held connection.	STRING	64
AgentInstrument (optional)	The agent's ACD instrument number.	STRING	64

The CTI Server sends the RECONNECT_CALL_CONF message to confirm receipt of the request:

Table 121: RECONNECT_CALL_CONF Message Format

Field Name	Value	Data Type	Byte Size
MessageHeader	Standard message header. Message Type = 61.	MHDR	8
InvokeID	Set to the value of the InvokeID from the corresponding request message.	UINT	4

Related Topics

[ConnectionDeviceIDType Values](#)

RETRIEVE_CALL_REQ

Use this message to retrieve an existing held connection.

Table 122: RETRIEVE_CALL_REQ Message Format

Fixed Part			
Field Name	Value	Data Type	Byte Size
MessageHeader	Standard message header. MessageType = 62.	MHDR	8
InvokeID	An ID for this request message, returned in the corresponding confirm message.	UINT	4
PeripheralID	The PeripheralID of the ACD where the call is located.	UINT	4
HeldConnection CallID	The Call ID value assigned to the held call by the peripheral or Unified CCE.	UINT	4
HeldConnection DeviceIDType	The type of device ID in the HeldConnectionDeviceID floating field.	USHORT	2
Floating Part			
Field Name	Value	Data Type	Max. Size
HeldConnection DeviceID	The device ID of the device associated with the held connection.	STRING	64
AgentInstrument (optional)	The agent's ACD instrument number.	STRING	64

The CTI Server sends the RETRIEVE_CALL_CONF message to confirm receipt of the request.

Table 123: RETRIEVE_CALL_CONF Message Format

Field Name	Value	Data Type	Byte Size
MessageHeader	Standard message header. MessageType = 63.	MHDR	8
InvokeID	Set to the value of the InvokeID from the corresponding request message.	UINT	4

Related Topics

[ConnectionDeviceIDType Values](#)

TRANSFER_CALL_REQ

Use this message to transfer a held call to an active call. The two calls must have connections to a single common device. Upon transfer, both of the connections with the common device become NULL and their connection identifiers are released.

You can also use this message to transfer an active call to another number (single step or blind transfer).

Table 124: TRANSFER_CALL_REQ Message Format

Fixed Part			
Field Name	Value	Data Type	Byte Size
MessageHeader	Standard message header. MessageType = 64.	MHDR	8
InvokeID	An ID for this request message, returned in the corresponding confirm message.	UINT	4
PeripheralID	The PeripheralID of the ACD where the calls are located.	UINT	4
ActiveConnection CallID	The Call ID value assigned to the currently active call by the peripheral or Unified CCE.	UINT	4
HeldConnectionCallID	The Call ID value assigned to the held call by the peripheral or Unified CCE. If there is no held call (single step transfer), this field must be set to 0xffffffff.	UINT	4
ActiveConnection DeviceIDType	The type of device ID in the ActiveConnectionDeviceID floating field.	USHORT	2
HeldConnectionDevice IDType	The type of device ID in the HeldConnectionDeviceID floating field. If there is no held call (single step transfer), this field must be set to CONNECTION_ID_NONE and no Held Connection DeviceID floating field is needed.	USHORT	2

CallPlacementType	A CallPlacementType value specifying how the call is to be placed.	USHORT	2
CallMannerType	A CallMannerType value specifying additional call processing options.	USHORT	2
AlertRings	The maximum amount of time that the call's destination will remain alerting, specified as an approximate number of rings. A zero value indicates to use the peripheral default (typically 10 rings).	USHORT	2
CallOption	A CallOption value specifying additional peripheral-specific call options.	USHORT	2
FacilityType	A FacilityType value indicating the type of facility to be used.	USHORT	2
AnsweringMachine	An AnsweringMachine value specifying the action to be taken if the call is answered by an answering machine.	USHORT	2
Priority	Set this field to TRUE if the call should receive priority handling.	BOOL	2
PostRoute ⁴	When TRUE and a DialedNumber is provided instead of a held call (single step transfer), the Unified ICM post-routing capabilities determine the new call destination.	BOOL	2
NumNamed Variables	The number of NamedVariable floating fields present in the floating part of the message.	USHORT	2
NumNamedArrays	The number of NamedArray floating fields present in the floating part of the message.	USHORT	2
Floating Part			
Field Name	Value	Data Type	Max. Size
ActiveConnection DeviceID	The device ID of the device associated with the currently active connection.	STRING	64
HeldConnectionDevice ID (optional)	The device ID of the device associated with the held connection. Either a Held ConnectionDeviceID or DialedNumber is required.	STRING	64
AgentInstrument (optional)	The agent's ACD instrument number.	STRING	64

DialedNumber (optional)	The number to be dialed to effect a single step transfer of the active call. Either a HeldConnectionDeviceID or DialedNumber is required.	STRING	40
UserToUserInfo (optional)	The ISDN user-to-user information.	UNSPEC	131
CallVariable1 (optional)	Call-related variable data.	STRING	41
...
CallVariable10 (optional)	Call-related variable data.	STRING	41
CallWrapupData (optional)	Call-related wrapup data.	STRING	40
NamedVariable (optional)	Call-related variable data that has a variable name defined in the Unified CCE. There may be an arbitrary number of Named Variable and NamedArray fields in the message, subject to a combined total limit of 2000 bytes.	NAMED VAR	251
NamedArray (optional)	Call-related variable data that has an array variable name defined in the Unified CCE. There may be an arbitrary number of Named Variable and NamedArray fields in the message, subject to a combined total limit of 2000 bytes.	NAMED ARRAY	252
FacilityCode (optional)	A trunk access code, split extension, or other data needed to access the chosen facility.	STRING	40
AuthorizationCode (optional)	An authorization code needed to access the resources required to initiate the call.	STRING	40
AccountCode (optional)	A cost-accounting or client number that the peripheral uses for charge-back purposes.	STRING	40

⁴ The PostRoute flag is not supported in Unified CCE environments when integrating with CUCM or UCCE System peripheral gateway. When a call is placed from an Agent's desktop in UCCE environment, a post route request is implicitly triggered by the PG, instead of a new call originating via the Unified Communications Manager.

The CTI Server sends the TRANSFER_CALL_CONF message to confirm receipt of the request.

Table 125: TRANSFER_CALL_CONF Message Format

Fixed Part			
Field Name	Value	Data Type	Byte Size
MessageHeader	Standard message header. MessageType = 65.	MHDR	8

InvokeID	Set to the value of the InvokeID from the corresponding request message.	UINT	4
NewConnectionCallID	The Call ID value assigned to the resulting transferred call by the peripheral or Unified CCE.	UINT	4
NewConnection DeviceIDType	The type of device ID in the NewConnectionDeviceID floating field.	USHORT	2
NumParties	The number of active connections associated with this conference call, up to a maximum of 16 (Special Values). This value also indicates the number of ConnectedPartyCall ID, ConnectedPartyDevice IDType, and ConnectedParty DeviceID floating fields in the floating part of the message.	USHORT	2
LineHandle	This field identifies the teletset line used, if known. Otherwise this field is set to 0xffff.	USHORT	2
LineType	The type of the teletset line in the LineHandle field.	USHORT	2
Floating Part			
Field Name	Value	Data Type	Max. Size
NewConnection DeviceID	The device ID of the device associated with the connection.	STRING	64
ConnectedPartyCallID (optional)	The Call ID value assigned to one of the conference call parties. There may be more than one ConnectedParty CallID field in the message (see NumParties).	UINT	4
ConnectedPartyDeviceIDType (optional)	The type of device ID in the following ConnectedParty DeviceID floating field. There may be more than one Connected PartyDeviceID Type field in the message (see NumParties). This field always immediately follows the corresponding Connected PartyCallID field.	USHORT	2
ConnectedPartyDeviceID (optional)	The device identifier of one of the conference call parties. There may be more than one ConnectedPartyDeviceID field in the message (see NumParties). This field always immediately follows the corresponding Connected PartyDeviceIDType field.	STRING	64

Related Topics

[AnsweringMachine Values](#)

[CallMannerType Values](#)
[CallOption Values](#)
[CallPlacementType Values](#)
[ConnectionDeviceIDType Values](#)
[FacilityType Values](#)
[LineType Values](#)
[NAMEDVAR Data Type](#)
[NAMEDARRAY Data Type](#)

QUERY_DEVICE_INFO_REQ

Use this message to retrieve general information about a specified device.

Table 126: QUERY_DEVICE_INFO_REQ Message Format

Fixed Part			
Field Name	Value	Data Type	Byte Size
MessageHeader	Standard message header. MessageType = 78.	MHDR	8
InvokeID	An ID for this request message, returned in the corresponding confirm message.	UINT	4
PeripheralID	The PeripheralID of the ACD where the device is located.	UINT	4
Reserved	Reserved for internal use, set this field to zero.	USHORT	2
Floating Part			
Field Name	Value	Data Type	Max. Size
AgentInstrument	The device instrument number.	STRING	64

QUERY_DEVICE_INFO_CONF Message Format

The CTI Server sends the QUERY_DEVICE_INFO_CONF message as the query response.

Table 127: QUERY_DEVICE_INFO_CONF Message Format

Fixed Part			
Field Name	Value	Data Type	Byte Size
MessageHeader	Standard message header. MessageType = 79.	MHDR	8
InvokeID	Set to the value of the InvokeID from the corresponding request message.	UINT	4
PeripheralType	The type of the peripheral.	USHORT	2

TypeOfDevice	A TypeOfDevice value specifying the type of the device.	USHORT	2
ClassOfDevice	A ClassOfDevice value specifying the class(es) of the device.	USHORT	2
NumLines	The number of LineHandle and LineType fields in the floating part of the message, up to a maximum of 10.	USHORT	2
Reserved	Reserved for internal use.	USHORT	2
MaxActiveCalls	The maximum number of concurrent calls that can be active at the device. Set to 0xFFFF if unknown or unavailable.	USHORT	2
MaxHeldCalls	The maximum number of concurrent calls that can be held at the device. Set to 0xFFFF if unknown or unavailable.	USHORT	2
MaxDevicesIn Conference	The maximum number of devices that may participate in conference calls at the device. Set to 0xFFFF if unknown or unavailable.	USHORT	2
MakeCallSetup	A bitwise combination of Agent State Masks in which a MAKE_CALL_REQ may be initiated.	UINT	4
TransferConference Setup	A bitwise combination of the Transfer Conference Setup Masks that represent all of the valid ways that the device may be set up for a transfer or conference.	UINT	4
CallEventsSupported	A bitwise combination of the Unsolicited Call Event Message Masks that may be generated by calls at the device.	UINT	4
CallControlSupported	A bitwise combination of the Call Control Masks that represent all of the valid call control requests supported by the device.	UINT	4
OtherFeaturesSupported	A bitwise combination of the Other Feature Masks that represent the other features supported by the device.	UINT	4
Floating Part			
Field Name	Value	Data Type	Max. Size
LineHandle	This field identifies the “handle” that is used by the Unified CCE for this teletset line. There may be more than one LineHandle field in the message (see NumLines).	USHORT	2
LineType	The type of the teletset line in the preceding Line Handle field. There may be more than one LineHandle field in the message (see NumLines). This field always immediately follows the corresponding LineHandle field.	USHORT	2

Transfer Conference Setup Masks

Table 128: Transfer Conference Setup Masks

MaskName	Description
CONF_SETUP_CONSULT_SPECIFIC	ACD call and consultation call that was initiated with a specific transfer conference CallType.
CONF_SETUP_CONSULT_ANY	ACD call and consultation call that was initiated with any CallType.
CONF_SETUP_CONN_HELD	Any connected call and any held call.
CONF_SETUP_ANY_TWO_CALLS	Any two call appearances.
CONF_SETUP_SINGLE_ACD_CALL	A single ACD call (blind conference).
TRANS_SETUP_SINGLE_ACD_CALL	A single ACD call (blind transfer).
CONF_SETUP_ANY_SINGLE_CALL	Any single connected call (blind conference).
TRANS_SETUP_ANY_SINGLE_CALL	Any single connected call (blind transfer).

Call Control Masks

This table lists the Call Control Masks.

Table 129: Call Control Masks

Mask Name	Client Control Requests	Value
CONTROL_QUERY_AGENT_STATE	QUERY_AGENT_STATE	0x00000001
CONTROL_SET_AGENT_STATE	SET_AGENT_STATE	0x00000002
CONTROL_ALTERNATE_CALL	ALTERNATE_CALL	0x00000004
CONTROL_ANSWER_CALL	ANSWER_CALL	0x00000008
CONTROL_CLEAR_CALL	CLEAR_CALL	0x00000010
CONTROL_CLEAR_CONNECTION	CLEAR_CONNECTION	0x00000020
CONTROL_CONFERENCE_CALL	CONFERENCE_CALL	0x00000040
CONTROL_CONSULTATION_CALL	CONSULTATION_CALL	0x00000080
CONTROL_DEFLECT_CALL	DEFLECT_CALL	0x00000100
CONTROL_HOLD_CALL	HOLD_CALL	0x00000200
CONTROL_MAKE_CALL	MAKE_CALL	0x00000400
CONTROL_MAKE_PREDICTIVE_CALL	MAKE_PREDICTIVE_CALL	0x00000800
CONTROL_RECONNECT_CALL	RECONNECT_CALL	0x00001000

Mask Name	Client Control Requests	Value
CONTROL_RETRIEVE_CALL	RETRIEVE_CALL	0x000020
CONTROL_TRANSFER_CALL	TRANSFER_CALL	0x000040
CONTROL_QUERY_DEVICE_INFO	QUERY_DEVICE_INFO	0x000080
CONTROL_SNAPSHOT_CALL	SNAPSHOT_CALL	0x000100
CONTROL_SNAPSHOT_DEVICE	SNAPSHOT_DEVICE	0x000200
CONTROL_SEND_DTMF_SIGNAL	SEND_DTMF_SIGNAL	0x000400

Other Feature Masks

This table lists the Other Feature Masks.

Table 130: Other Feature Masks

Mask Name	Description	Value
FEATURE_POST_ROUTE	Unified CCE Post Routing feature available.	0x000000
FEATURE_UNIQUE_CONSULT_CALLID	Consultation call CallIDs are unique.	0x000000

Related Topics

- [AgentState Values](#)
- [ClassOfDevice Values](#)
- [LineType Values](#)
- [PeripheralType Values](#)
- [TypeOfDevice Values](#)

SNAPSHOT_CALL_REQ

Use this message to retrieve information about a specified call, including a list of the associated devices and the connection state for each device.

Table 131: SNAPSHOT_CALL_REQ Message Format

Fixed Part			
Field Name	Value	Data Type	Byte Size
MessageHeader	Standard message header. MessageType = 82.	MHDR	8
InvokeID	An ID for this request message, returned in the corresponding confirm message.	UINT	4
PeripheralID	The Unified CCE PeripheralID of the ACD where the call is located.	UINT	4

ConnectionCallID	The Call ID value assigned to the call by the peripheral or Unified CCE.	UINT	4
ConnectionDevice IDType	The type of device ID in the ConnectionDeviceID floating field.	USHORT	2
Floating Part			
Field Name	Value	Data Type	Max. Size
ConnectionDevice ID	The device ID of the device associated with the connection.	STRING	64

The CTI Server sends the SNAPSHOT_CALL_CONF message to provide the requested data.

Table 132: SNAPSHOT_CALL_CONF Message Format

Fixed Part			
Field Name	Value	Data Type	Byte Size
MessageHeader	Standard message header. MessageType = 83.	MHDR	8
InvokeID	Set to the value of the InvokeID from the corresponding request message.	UINT	4
CallType	The general classification of the call type.	USHORT	2
NumCTIClients	The current number of CTI clients associated with this call. This value also indicates the number of CTI client signatures and timestamps in the floating part of the message.	USHORT	2
NumCallDevices	The number of active devices associated with this call, up to a maximum of 16. This value also indicates the number of CallConnectionCall ID, CallConnectionDeviceID Type, CallConnectionDevice ID, CallDeviceType, Call DeviceID, and CallDevice ConnectionState floating fields in the floating part of the message.	USHORT	2
NumNamed Variables	The number of NamedVariable floating fields present in the floating part of the message.	USHORT	2
NumNamedArrays	The number of NamedArray floating fields present in the floating part of the message.	USHORT	2
CalledParty Disposition	Indicates the disposition of the called party.	USHORT	2
Floating Part			
Field Name	Value	Data Type	Max. Size
ANI (optional)	The calling line ID of the caller.	STRING	40

UserToUserInfo (optional)	The ISDN user-to-user information element.	UNSPEC	131
DNIS (optional)	The DNIS provided with the call.	STRING	32
DialedNumber (optional)	The number dialed.	STRING	40
CallerEnteredDigits (optional)	The digits entered by the caller in response to VRU prompting.	STRING	40
RouterCallKeyDay	Together with the RouterCall KeyCallID field forms the unique 64-bit key for locating this call's records in the Unified CCE. Only provided for Post-routed and Translation-routed calls.	UINT	4
RouterCallKey CallID	The call key created by Unified CCE. Unified CCE resets this counter at midnight.	UINT	4
CallVariable1 (optional)	Call-related variable data.	STRING	41
...
CallVariable10 (optional)	Call-related variable data.	STRING	41
CallWrapupData (optional)	Call-related wrapup data.	STRING	40
NamedVariable (optional)	Call-related variable data that has a variable name defined in the Unified CCE. There may be an arbitrary number of Named Variable and NamedArray fields in the message, subject to a combined total limit of 2000 bytes.	NAMED VAR	251
NamedArray (optional)	Call-related variable data that has an array variable name defined in the Unified CCE. There may be an arbitrary number of Named Variable and NamedArray fields in the message, subject to a combined total limit of 2000 bytes.	NAMED ARRAY	252
CTIClientSignature	The Client Signature of a CTI client previously associated with this call. There may be more than one CTIClientSignature field in the message (see NumCTIClients).	STRING	64
CTIClient Timestamp	The date and time that the preceding CTIClient signature was first associated with the call. There may be more than one CTIClientTimestamp field in the message (see NumCTI Clients). This field always immediately follows the CTIClientSignature field to which it refers.	TIME	4
CallConnection CallID (optional)	The Call ID value assigned to one of the call device connections. There may be more than one CallConnection CallID field in the message (see NumCallDevices).	UINT	4

CallConnection DeviceIDType (optional)	The type of device ID in the following CallConnection DeviceID floating field. There may be more than one CallConnection DeviceIDType field in the message (see NumCallDevices). This field always immediately follows the corresponding CallConnection CallID field.	USHORT	2
CallConnection DeviceID (optional)	The device identifier of one of the call device connections. There may be more than one CallConnection DeviceID field in the message (see Num CallDevices). This field always immediately follows the corresponding CallConnection DeviceIDType field.	STRING	64
CallDeviceType (optional)	The type of device ID in the following CallDeviceID floating field. There may be more than one CallDeviceIDType field in the message (see NumCall Devices). This field always immediately follows the corresponding CallConnection DeviceID field.	USHORT	2
CallDeviceID (optional)	The device ID of the subject device. There may be more than one CallDeviceID field in the message (see NumCall Devices). This field always immediately follows the corresponding CallDevice IDType field.	STRING	64
CallDevice Connection State (optional)	The local connection state of one of the call device connections. There may be more than one Call DeviceConnection State field in the message (see NumCall Devices). This field always immediately follows the corresponding CallDeviceID field.	USHORT	2
CallReferenceID (optional)	For Unified CCE systems where the Unified CM provides it, this will be a unique call identifier.	UNSPEC	32
COCCConnectionCallID (optional)	If specified, indicates that this call is a call on behalf of a consult call.	UINT	4
COCCallConnection DeviceIDType (optional)	If specified, indicates the type of connection identifier specified in the ConnectionDeviceID floating field for the original call.	USHORT	2
COCCallConnection DeviceID (optional)	If specified, indicates the device portion of the connection identifier of the original call.	STRING	64
ProtocolReferenceGUID (Optional)	Protocol Call Reference GUID for NBR or Agent Services	STRING	40
CcaiConfigId(Optional)	The config ID created by the AI service.	STRING	40

NumOfEnabledServices (Optional)	Number of services enabled for an agent. If no features are enabled it will be 0.	USHORT	2
FltEnabledServices (Optional)	List of features enabled for an agent. The size of it is determined by the NumOfEnabledServices. The feature types are: 1. Agent_Assist 2. Transcript	USHORT NumOfEnabledServices	2* NumOfCalls

Related Topics

[CallType Values](#)
[ConnectionDeviceIDType Values](#)
[DeviceIDType Values](#)
[LocalConnectionState Values](#)
[NAMEDVAR Data Type](#)
[NAMEDARRAY Data Type](#)
[Special Values](#)

SNAPSHOT_DEVICE_REQ

Use this message to retrieve information on a specified device, including a list of the calls associated with the device and the current state of each call. The CTI Client must be granted both Client Control and All Events services to look at all devices.



Note If the SERVICE_ACD_LINE_ONLY service is requested, the SNAPSHOT_DEVICE_REQ includes the calls in the confirmation that are on the primary (ACD) line but not the calls on a secondary line.

Table 133: SNAPSHOT_DEVICE_REQ Message Format

Fixed Part			
Field Name	Value	Data Type	Byte Size
MessageHeader	Standard message header. MessageType = 84.	MHDR	8
InvokeID	An ID for this request message, returned in the corresponding confirm message.	UINT	4
PeripheralID	The Unified CCE PeripheralID of the ACD where the device is located.	UINT	4
SnapshotDeviceType	For non-agent devices this indicates the type of the device specified in the DeviceIDType Values table supplied in the following AgentInstrument floating field.	USHORT	2

Floating Part			
Field Name	Value	Data Type	Max. Size
AgentInstrument	The device instrument number	STRING	64

The CTI Server sends the SNAPSHOT_DEVICE_CONF message to provide the requested data.

Table 134: SNAPSHOT_DEVICE_CONF Message Format

Fixed Part			
Field Name	Value	Data Type	Byte Size
MessageHeader	Standard message header. MessageType = 85.	MHDR	8
InvokeID	The value of the InvokeID from the corresponding request message.	UINT	4
NumCalls	The number of active calls associated with this device, up to a maximum of 16. This value also indicates the number of CallConnection CallID, CallConnectionDevice IDType, CallConnection DeviceID, and CallState floating fields in the floating part of the message.	USHORT	2
Floating Part			
Field Name	Value	Data Type	Max. Size
CallConnectionCallID (optional)	The CallID value assigned to one of the calls. There may be more than one Call ConnectionCallID field in the message (see NumCalls).	UINT	4
CallConnectionDevice IDType (optional)	The type of device ID in the following CallConnectionDeviceID floating field. There may be more than one CallConnection DeviceID Type field in the message (see NumCalls). This field always immediately follows the corresponding Call ConnectionCallID field.	USHORT	2
CallConnection DeviceID (optional)	The device identifier of one of the call connections. There may be more than one Call ConnectionDeviceID field in the message (see NumCalls). This field always immediately follows the corresponding CallConnectionDeviceIDType field.	STRING	64

CallState (optional)	The active state of the call. There may be more than one CallState field in the message (see NumCalls). This field always immediately follows the corresponding Call ConnectionDeviceID field.	USHORT	2
SilentMonitorStatus (optional)	The silent monitor status for the call: 0: normal call (not silent monitor call) 1: monitor initiator of silent monitor call. This call was the result of a supervisor silently monitoring an agent. 2: monitor target of silent monitor call. This call was the result of an agent being silently monitored. There may be more than one SilentMonitorStatus field in the message (see NumCalls). This field always immediately follows the corresponding CallState field.	USHORT	2

Related Topics[ConnectionDeviceIDType Values](#)[DeviceIDType Values](#)[LocalConnectionState Values](#)[Special Values](#)

SEND_DTMF_SIGNAL_REQ

Use this message to request that the ACD transmits a sequence of DTMF tones on behalf of a call party.

Table 135: SEND_DTMF_SIGNAL_REQ Message Format

Fixed Part			
Field Name	Value	Data Type	Byte Size
MessageHeader	Standard message header. MessageType = 91.	MHDR	8
InvokeID	An ID for this request message, returned in the corresponding confirm message.	UINT	4
PeripheralID	The Unified CCE PeripheralID of the ACD where the device is located.	UINT	4
ConnectionCallID	The Call ID value assigned to the call by the peripheral or Unified CCE.	UINT	4
ConnectionDeviceIDType	The type of device ID in the Connection DeviceID floating field.	USHORT	2

ToneDuration	Specifies the duration in milliseconds of DTMF digit tones. Use 0 to take the default. May be ignored if the peripheral is unable to alter the DTMF tone timing.	USHORT	2
PauseDuration	Specifies the duration in milliseconds of DTMF interdigit spacing. Use 0 to take the default. May be ignored if the peripheral is unable to alter the DTMF tone timing.	UINT	4
Floating Part			
Field Name	Value	Data Type	Max. Size
ConnectionDevice ID	The device ID of the device associated with the connection.	STRING	64
DTMFString	The sequence of tones to be generated.	STRING	32
AgentInstrument (optional)	The agent's ACD instrument number.	STRING	64
CTIOSCILClientID	Unique ID for use by CTI OS to identify CIL Client.	STRING	64

The CTI Server sends the SEND_DTMF_SIGNAL_CONF message to confirm receipt of the request.

Table 136: SEND_DTMF_SIGNAL_CONF Message Format

Field Name	Value	Data Type	Byte Size
MessageHeader	Standard message header. MessageType = 92.	MHDR	8
InvokeID	Set to the value of the InvokeID from the corresponding request message.	UINT	4

Related Topics

[ConnectionDeviceIDType Values](#)

SUPERVISOR_ASSIST_REQ

When an agent needs supervisor assistance, an agent may send a SUPERVISOR_ASSIST_REQ message to the CTI server asking for assistance from a team supervisor. The message will be forwarded to the PIM, who will first check the team's primary supervisor. If the primary supervisor is not available, the PIM will initiate a post-route request to the Unified CCE CallRouter using the team's configured DialedNumber to find an available supervisor in the supervisor group. Once an available supervisor is found, a call with calltype SUPERVISOR_ASSIST is initiated, and a SUPERVISOR_ASSIST_CONF will be sent to the requesting client. If no supervisor can be found a FAILURE_CONF response is returned to the requesting client.

The SUPERVISOR_ASSIST_REQ message allows a CTI Client to notify the client agent's supervisor that assistance with the indicated call is required.

Table 137: SUPERVISOR_ASSIST_REQ Message Format

Fixed Part

Field Name	Value	Data Type	Byte Size
MessageHeader	Standard message header. MessageType = 118.	MHDR	8
InvokeID	An ID for this request message that will be returned in the corresponding confirm message.	UINT	4
PeripheralID	The Unified CCE PeripheralID of the ACD where the call is located.	UINT	4
ConnectionCallID	The Call ID value of the call that the agent needs assistance with. May contain the special value 0xffffffff when there is no related call.	UINT	4
ConnectionDevice IDType	Indicates the type of the connection identifier supplied in the ConnectionDeviceID floating field.	USHORT	2
Floating Part			
Field Name	Value	Data Type	Max. Size
ConnectionDevice ID	The identifier of the connection between the call and the agent's device.	STRING	64
AgentExtension	The agent's ACD teaset extension. For clients with ALL EVENTS or PERIPHERAL MONITOR service, at least one of AgentExtension, AgentID, or AgentInstrument must be provided.	STRING	16
AgentID	The agent's ACD login ID. For clients with ALL EVENTS or PERIPHERAL MONITOR service, at least one of AgentExtension, AgentID, or AgentInstrument must be provided.	STRING	12
AgentInstrument	The agent's ACD instrument number. For clients with ALL EVENTS or PERIPHERAL MONITOR service, at least one of AgentExtension, AgentID, or AgentInstrument must be provided.	STRING	64

When a supervisor CTI client has been notified the CTI Server responds to the CTI Client with the SUPERVISOR_ASSIST_CONF message.

Table 138: SUPERVISOR_ASSIST_CONF Message Format

Fixed Part			
Field Name	Value	Data Type	Byte Size
MessageHeader	Standard message header. MessageType = 119.	MHDR	8

InvokeID	Set to the same value as the InvokeID from the corresponding request message.	UINT	4
ConnectionCallID	The Call ID value assigned to the resulting SupervisorAssist call by the peripheral or Unified CCE.	UINT	4
ConnectionDevice IDType	Indicates the type of the connection identifier supplied in the ConnectionDeviceID floating field.	USHORT	2
LineHandle	This field identifies the teletest line used, if known. Otherwise this field is set to 0xffff.	USHORT	2
LineType	Indicates the type of the teletest line given in the LineHandle field.	USHORT	2
Floating Part			
Field Name	Value	Data Type	Max. Size
ConnectionDevice ID	The identifier of the device connection associated with the new call.	STRING	64

Related Topics

[ConnectionDeviceIDType Values](#)

[LineType Values](#)

EMERGENCY_CALL_REQ

When an agent needs to declare an emergency situation to their supervisor, an agent may send EMERGENCY_CALL_REQ to the CTI server to notify an agent team supervisor. Like the Supervisor Assist Request, the message will be forwarded to the PIM, who will first check the team's primary supervisor. If the primary supervisor is not available, the PIM will initiate a post-route request to the Unified CCE CallRouter using the team's configured DialedNumber to find an available supervisor in the supervisor group. Once an available supervisor is found, a call with calltype EMERGENCY_ASSIST is initiated and an EMERGENCY_CALL_CONF will be sent to the requesting client. If no supervisor can be found a FAILURE_CONF response is returned to the requesting client. In addition, an EMERGENCY_CALL_EVENT will be sent to all bridge applications, even if no supervisor was found. At same time, an EMERGENCY_CALL_EVENT will be sent to recording servers. Emergency Call requests will always cause an Unified CCE event to be reported whether or not a supervisor was found to satisfy the request.

The EMERGENCY_CALL_REQ message allows a CTI Client to notify the client agent's supervisor that an emergency call is in progress and generate a corresponding Unified CCE Alarm.

Table 139: EMERGENCY_CALL_REQ Message Format

Fixed Part			
Field Name	Value	Data Type	Byte Size
MessageHeader	Standard message header. MessageType = 121.	MHDR	8

InvokeID	An ID for this request message that will be returned in the corresponding confirm message.	UINT	4
PeripheralID	The Unified CCE PeripheralID of the ACD where the call is located.	UINT	4
ConnectionCallID	The Call ID value of the call that the agent needs assistance with. May contain the special value 0xffffffff when there is no related call.	UINT	4
ConnectionDevice IDType	Indicates the type of the connection identifier supplied in the Connection DeviceID floating field.	USHORT	2
Floating Part			
Field Name	Value	Data Type	Max. Size
ConnectionDevice ID	The identifier of the connection between the call and the agent's device.	STRING	64
AgentExtension	The agent's ACD teaset extension. For clients with ALL EVENTS or PERIPHERAL MONITOR service, at least one of AgentExtension, AgentID, or AgentInstrument must be provided.	STRING	16
AgentID	The agent's ACD login ID. For clients with ALL EVENTS or PERIPHERAL MONITOR service, at least one of AgentExtension, AgentID, or AgentInstrument must be provided.	STRING	12
AgentInstrument	The agent's ACD instrument number. For clients with ALL EVENTS or PERIPHERAL MONITOR service, at least one of AgentExtension, AgentID, or AgentInstrument must be provided.	STRING	64

EMERGENCY_CALL_CONF Message Format

The CTI Server responds to the CTI Client with the EMERGENCY_CALL_CONF message.

Table 140: EMERGENCY_CALL_CONF Message Format

Fixed Part			
Field Name	Value	Data Type	Byte Size
MessageHeader	Standard message header. MessageType = 122.	MHDR	8
InvokeID	Set to the same value as the InvokeID from the corresponding request message.	UINT	4

ConnectionCallID	The Call ID value of the call that the agent needs assistance with. Contains the special value 0xffffffff if there is no related call.	UINT	4
ConnectionDevice IDType	Indicates the type of the connection identifier supplied in the Connection DeviceID floating field.	USHORT	2
LineHandle	This field identifies the teletest line used, if known. Otherwise this field is set to 0xffff.	USHORT	2
LineType	Indicates the type of the teletest line given in the LineHandle field.	USHORT	2
Floating Part			
Field Name	Value	Data Type	Max. Size
ConnectionDevice ID	The identifier of the connection between the call and the agent's device.	STRING	64

EMERGENCY_CALL_EVENT Message Format

The EMERGENCY_CALL_EVENT message notifies bridge clients that an agent is handling the indicated call as an emergency call.

Table 141: EMERGENCY_CALL_EVENT Message Format

Fixed Part			
Field Name	Value	Data Type	Byte Size
MessageHeader	Standard message header. MessageType = 123.	MHDR	8
PeripheralID	The Unified CCE PeripheralID of the ACD where the call is located.	UINT	4
ConnectionCallID	The Call ID value assigned to the call by the peripheral or Unified CCE.	UINT	4
ConnectionDevice IDType	Indicates the type of the connection identifier supplied in the ConnectionDeviceID floating field.	USHORT	2
SessionID	The CTI client SessionID of the CTI client making the notification.	UINT	4
Floating Part			
Field Name	Value	Data Type	Max. Size
ConnectionDevice ID	The identifier of the connection between the call and the agent's device.	STRING	64

ClientID	The ClientID of the client making the notification.	STRING	64
ClientAddress	The IP address of the client making the notification.	STRING	64
AgentExtension	The agent's ACD teleset extension.	STRING	16
AgentID	The agent's ACD login ID.	STRING	12
AgentInstrument	The agent's ACD instrument number.	STRING	64

Related Topics

[ConnectionDeviceIDType Values](#)

[LineType Values](#)

BAD_CALL_REQ

The agent or supervisor can click on a Bad Call Line button on their desktop to initiate this feature. A record would capture the information of the trunk, gateways, and other devices used in the connection. This information is intended to aid troubleshooting by service personnel.

When a line condition is in poor quality, an agent could send the BAD_CALL_REQ message to mark the bad line.

Table 142: BAD_CALL_REQ Message Format

Fixed Part			
Field Name	Value	Data Type	Byte Size
MessageHeader	Standard message header. MessageType = 139.	MHDR	8
InvokeID	An ID for this request message that will be returned in the corresponding confirm message.	UINT	4
PeripheralID	The Unified CCE PeripheralID of the ACD where the call is located.	UINT	4
ConnectionDeviceIDType	Indicates the type of the connection identifier supplied in the Connection DeviceID floating field.	USHORT	2
ConnectionCallID	The Call ID value of the call that the agent needs to mark to bad line call.	UINT	4
Floating Part			
Field Name	Value	Data Type	Max. Size
Connection DeviceID	The identifier of the connection between the call and the agent's device.	STRING	64
AgentID	The AgentID.	STRING	12

When the request has been processed, the CTI Server responds to the CTI Client with the BAD_CALL_CONF message.

Table 143: BAD_CALL_CONF Message Format

Field Name	Value	Data Type	Byte Size
MessageHeader	Standard message header. MessageType = 140.	MHDR	8
InvokeID	Set to the same value as the InvokeID from the corresponding request message.	UINT	4

Related Topics

[ConnectionDeviceIDType Values](#)

AGENT_GREETING_CONTROL_REQ

The AGENT_GREETING_CONTROL_REQ allows the agent to stop the greeting while the greeting is playing and allows the agent to enable or disable the playing of the greeting during a login session.

Table 144: AGENT_GREETING_CONTROL_REQ Message Format

Fixed Part			
Field Name	Value	Data Type	Byte Size
MessageHeader	Standard message header. MessageType = 249	MHDR	8
InvokeID	An ID for this request message that will be returned in the corresponding confirm message.	UINT	4
PeripheralID	The ICR PeripheralID of the ACD where the call is located.	UINT	4
AgentAction	0 = stop the greeting that is currently being played. 1 = disable Agent Greeting for this login session. 2 = enable Agent Greeting for this login session. Notes: AgentAction = 0 stops the playing of the Agent Greeting for the current call. Agent Action = disables Agent Greeting feature for the rest of login session but does not stop the greeting that currently playing for the current call.	USHORT	2
Floating Part			
Field Name	Value	Data Type	Byte Size

Fixed Part			
Field Name	Value	Data Type	Byte Size
AgentID (required)	The agent's ACD login ID.	String	12

The CTI Server responds to the CTI Client with the AGENT GREETING_CONTROL_CONF message.

Table 145: AGENT_GREETING_CONTROL_CONF Message Format

Fixed Part			
Field Name	Value	Data Type	Byte Size
MessageHeader	Standard message header. MessageType = 250.	MHDR	8
InvokeID	Set to the same value as the InvokeID from the corresponding request message.	UINT	4

START_NETWORK_RECORDING_REQ

This message will be sent by the client requesting CTI server to start recording a call. Clients need to ensure that the call is connected before initiating this request.

Table 146: START_NETWORK_RECORDING_REQ

Field Name	Value	Data Type	Byte Size
Fixed Part			
MessageHeader	Standard message header. MessageType = 268.	MHDR	8
InvokeID	An ID for this request message that will be returned in the corresponding confirm or failure message.	UINT	4
PeripheralID	The PeripheralID of the ACD where the call is located.	UINT	4
ConnectionCallID	The Call ID value assigned to this call by the peripheral or Unified CCE.	UINT	4
ConnectionDeviceIDType	Indicates the type of the connection identifier supplied in the ConnectionDeviceID floating field.	USHORT	2
Floating Part			

Field Name	Value	Data Type	Byte Size
PlayToneDirection	Specifies whether to play a tone or not. Valid values are: <ul style="list-style-type: none"> • 0: Play Local only • 1: Play Remote Only • 2: Play both Local and Remote • 3: Do not play tone If this field is not supplied then Do not Play tone would be assumed.	USHORT	2
InvocationType	Specifies whether call recording status would be reflected on the Cisco IP device display. Valid values are: <ol style="list-style-type: none"> 1. Silent Recording (Status would not reflect on device). 2. User Recording (Status would reflect on device). If this field is not supplied then Silent Recording would be assumed.	USHORT	2
ConnectionDeviceID	The identifier of the connection between the call and the device.	STRING	64
AgentInstrument (Optional)	The agent's ACD instrument number.	STRING	64

This message will be sent by CTI server to clients acknowledging receipt of the request. This response will not indicate actual recording start.

Table 147: START_NETWORK_RECORDING_CONF

Field Name	Value	Data Type	Byte Size
Fixed Part			
MessageHeader	Standard message header. MessageType = 269.	MHDR	8
InvokeID	Set to the same value as the InvokeID from the corresponding request message.	UINT	4

STOP_NETWORK_RECORDING_REQ

This message will be sent by a client requesting CTI server to stop recording a call. Clients need to ensure that call is connected before initiating this request.

Table 148: STOP_NETWORK_RECORDING_REQ

Field Name	Value	Data Type	Byte Size
Fixed Part			
MessageHeader	Standard message header. MessageType = 270.	MHDR	8
InvokeID	An ID for this request message that will be returned in the corresponding confirm or failure message.	UINT	4
PeripheralID	The PeripheralID of the ACD where the call is located.	UINT	4
ConnectionCallID	The Call ID value assigned to this call by the peripheral or Unified CCE.	UINT	4
ConnectionDeviceIDType	Indicates the type of the connection identifier supplied in the ConnectionDeviceID floating field.	USHORT	2
Floating Part			
InvocationType	Specifies whether call recording status would be reflected on the Cisco IP device display. Valid values are: <ol style="list-style-type: none"> 1. Silent Recording (Status would not reflect on device). 2. User Recording (Status would reflect on device). <p>If this field is not supplied then Silent Recording would be assumed.</p> <p>If Client attempts to stop an active recording, but specifies a recording type other than the recording type that the recording was invoked with, the request would fail.</p>	USHORT	2
ConnectionDeviceID	The identifier of the connection between the call and the device.	STRING	64
AgentInstrument(Optional)	The agent's ACD instrument number.	STRING	64

This message will be sent by CTI server to the clients, acknowledging the receipt of the request. This response will not indicate actual recording that is to "Stop".

Table 149: STOP_NETWORK_RECORDING_CONF

Field Name	Value	Data Type	Byte Size
Fixed Part			
MessageHeader	Standard message header. MessageType = 271.	MHDR	8
InvokeID	Set to the same value as the InvokeID from the corresponding request message.	UINT	4

Server Service

Server Service

A server application specifies the new service type CTI_SERVICE_SERVER to identify itself as server application. The server application then registers each service that it wishes to provide by sending a new message, REGISTER_SERVICE_REQ, to the CTI Server. When a CTI client application requests a service that is provided by a server application, such as CallRecording, the CTIServer selects a registered server application and forwards the client request to the server application. If no server is registered for the desired service the client request is refused with an E_CTI_NO_SERVER_FOR_REQUEST error.

The server service optionally allows multiple server applications to supply the same service. The ServerMode registration parameter determines how a server is selected to handle a given request. All server applications that wish to provide the same service must use the same ServerMode:

- **Exclusive.** The first server application to register the service is the only one to serve requests. All other requests to register a server application for that service are refused with an E_CTI_NO_SERVER_FOR_REQUEST.
- **Round-Robin.** Multiple server applications may register the service. The server application that has been waiting the longest for a request of this service type is chosen to service the request.
- **Parallel.** Multiple server applications may register the service. Every request is sent to all registered servers concurrently. Every server response is forwarded back to the requesting client.

REGISTER_SERVICE_REQ

Initially, the only service that server applications may provide is call recording by registering the “Cisco:CallRecording” service using a REGISTER_SERVICE_REQ message.

Table 150: REGISTER_SERVICE_REQ Message Format

Fixed Part			
Field Name	Value	Data Type	Byte Size
MessageHeader	Standard message header. MessageType = 143.	MHDR	8

InvokeID	An ID for this request message that will be returned in the corresponding confirm message.	UINT	4
ServerMode	The CTI Server method is for selecting among multiple server applications that register to provide this service. All servers must specify the same ServerMode, one of the following values: 0: Exclusive; 1: Round-Robin; 2: Parallel.	USHORT	2
Floating Part			
Field Name	Value	Data Type	Max. Size
ServiceName	The name of the service that the application wishes to provide.	STRING	64

The REGISTER_SERVICE_CONF message confirms successful completion of the request.

Table 151: REGISTER_SERVICE_CONF Message Format

Field Name	Value	Data Type	Byte Size
MessageHeader	Standard message header. MessageType = 144.	MHDR	8
InvokeID	Set to the same value as the InvokeID from the corresponding request message.	UINT	4
RegisteredServiceID	The ID of registered service.	UINT	4

UNREGISTER_SERVICE_REQ

Prior to closing its session with the CTI Server, or at any time that the server application wishes to discontinue providing a registered service, it must send an UNREGISTER_SERVICE_REQ message.

Table 152: UNREGISTER_SERVICE_REQ Message Format

Fixed Part			
Field Name	Value	Data Type	Byte Size
MessageHeader	Standard message header. MessageType = 145.	MHDR	8
InvokeID	An ID for this request message that is returned in the corresponding confirm message.	UINT	4
Registered ServiceID	The ID of registered service that the application wishes to unregister.	UINT	4

The UNREGISTER_SERVICE_CONF message confirms successful completion of the request.

Table 153: UNREGISTER_SERVICE_CONF Message Format

Field Name	Value	Data Type	Byte Size
MessageHeader	Standard message header. MessageType = 146.	MHDR	8
InvokeID	Set to the same value as the InvokeID from the corresponding request message.	UINT	4

Configuration Acquisition Messages

The CTI interface will support the client acquiring the configuration of the CTI Server. These messages will provide information on the configuration of agents, skill groups, etc. Although the same messages are used to transport the data, the messages can be categorized as two types: Initial configuration, and Update messages.

Configuration keys

The configuration key is an 8 byte unique identifier that will be maintained by the server and optionally saved by the client. The purpose of each key is to allow the client to determine if any configuration changes have occurred since they last received the configuration from the server. There are 4 individual keys allowing granularity for each major configuration item. If the server does not support 4 individual keys then it should send up a single key in all 4 individual keys so that all configuration operations will be done. The key(s) should be changed on the server any time when there is a configuration change.

Initial configuration acquisition

During the initial configuration, the client may or may not request the configuration keys from the server with the CONFIG_REQUEST_KEY_EVENT/CONFIG_KEY_EVENT messages. The client then must send a CONFIG_REQUEST_EVENT even if no configuration is desired. If no configuration is desired (and specified in the message) this message will serve to notify the server that the client is ready to receive update messages. If a configuration is specified then immediately following the CONFIG_END_EVENT, server is free to send up unsolicited configuration events.

Update messages

After the CONFIG_REQUEST_EVENT is received by the server, and if requested the configuration data is sent up to the client, the server is free to send blocks of update configuration messages any time to the client. Additionally, the server should honor the mask for the particular configuration event message types specified in the OPEN_REQ message.

Message Order

The configuration must be sent in a particular order. This order is as follows:

1. Service Information

2. Skill Group
3. Agent Information
4. Agent Services
5. Device Information
6. Call Type Information
7. Media Routing Domain Information
8. Peripheral Information
9. Agent Desk Settings

Please note that there are no Invocation ID for the request and response events. This is due to the fact that only one request can be outstanding at one time.

CONFIG_REQUEST_KEY_EVENT

The CONFIG_REQUEST_KEY_EVENT may be sent by the client to request the current configuration keys for different items.

CONFIG_REQUEST_KEY_EVENT Message Format

Fixed Part			
Field Name	Value	Data Type	Byte Size
MessageHeader	Standard message header. MessageType = 230.	MHDR	8
PeripheralID	Peripheral ID of ACD for which configuration keys are required.	UINT	4
Floating Part			
Field Name	Value	Data Type	Max. Size
CustomerID	Currently not used in UCCE.	UINT	4

CONFIG_KEY_EVENT

The CONFIG_KEY_EVENT message is sent by the CTI Server in response to CONFIG_REQUEST_KEY_EVENT message. It will contain the configuration keys at the time of the request. Note that if the CTI Server doesn't support separate keys that it may respond with 4 identical keys and it should send the message with no optional fields. Returning any key of all binary 0's will indicate to the client that particular configuration should be uploaded.

Table 154: CONFIG_KEY_EVENT Message Format

Fixed Part			
Field Name	Value	Data Type	Byte Size

MessageHeader	Standard message header. MessageType = 231.	MHDR	8
ConfigkeyStatus	Status value of operation.	UINT	4
Floating Part			
Field Name	Value	Data Type	Max. Size
ServiceConfigKey	The CTI Server configuration key for Services.	UNSPEC (8)	8
SkillGroupConfigKey	The CTI Server configuration key for Skill Groups.	UNSPEC (8)	8
AgentConfigKey	The CTI Server configuration key for Agents.	UNSPEC (8)	8
DeviceConfigKey	The CTI Server configuration key for Device Information.	UNSPEC (8)	8
CallTypeConfigKey	The CTI Server configuration key for Call Type Information.	UNSPEC (8)	8
PeripheralConfigKey	The CTI Server configuration key for peripheral information.	UNSPEC (8)	8
AgentDeskSettingsConfigKey	The CTI Server configuration key for Agent Desk Settings information.	UNSPEC (8)	8

CONFIG_KEY_EVENT Status values

Status Value	Value	Meaning
CONFIG_SUCCESS	0	Successful upload of configuration data.
CONFIG_SERVICE_PROVIDER	1	No data was sent due to a service provider. environment
CONFIG_NO_KEY_SUPPORT	2	The server does not support configuration keys.
CONFIG_UNKNOWN_CUSTOMER	3	The customer specified does not exist on the server.

CONFIG_REQUEST_EVENT

The CONFIG_REQUEST_EVENT message may be sent by the client whenever it wants to check and receive a particular configuration from the CTI Server. The CTI Server should respond by sending a CONFIG_BEGIN_EVENT, CONFIG_XXX records, then a CONFIG_END block containing all records for that configuration item.

Table 155: CONFIG_REQUEST_EVENT Message Format

Fixed Part			
Field Name	Value	Data Type	Byte Size
MessageHeader	Standard message header. MessageType = 232.	MHDR	8
ConfigInformation	<p>Bit mask indicating what type of information is requested.</p> <ul style="list-style-type: none"> • 1=Service Information • 2=Skill Group Information • 4=Agent Information • 8=Device Information • 16=Call Type Information • 32=Media Routing Domain Information • 64=Peripheral Information • 128=Agent Desk Settings Information • 512=Agent Services Information <p>If 0, this indicates that client is not requesting an initial configuration upload. This will be used to signify the server that it is now permitted to send configuration update messages when the client does not want the initial update. What updates are received depend upon the ConfigInfoMask.</p> <p>If a configuration is requested and updates were requested in the OPEN_REQ, updates will begin after the entire configuration is uploaded and a CONFIG_END_EVENT is received. Please note that the configuration requested here and the ConfigInfoMask in the OPEN_REQ are allowed to be different. (i.e. send me the entire initial configuration but just send me agent updates)</p>	UINT	4

ConfigMsgMask	<p>A bitwise combination of Configuration Event Masks that the CTI client wishes to receive.</p> <p>For bit mask values, see the CONFIG_REQUEST_EVENT message ConfigInformation field.</p> <p>Bit mask indicating what type of information is requested.</p> <ul style="list-style-type: none"> • 1=Service Information • 2=Skill Group Information • 4=Agent Information • 8=Device Information • 16=Call Type Information • 32=Media Routing Domain Information <p>0x100 - Terminal Information</p>	UINT	4
PeripheralID	Peripheral ID of ACD for which configuration keys are required.	UINT	4
Floating Part			
Field Name	Value	Data Type	Max. Size
CustomerID	Currently not used in UCCE.	UINT	4

CONFIG_BEGIN_EVENT

The CONFIG_BEGIN_EVENT signifies the beginning of configuration data (all of the same key) from the CTI Server.

Table 156: CONFIG_BEGIN_EVENT Message Format

Fixed Part			
Field Name	Value	Data Type	Byte Size
MessageHeader	Standard message header. MessageType = 233.	MHDR	8
ConfigType	<p>0 = Unused</p> <p>1 = Solicited</p> <p>2 = Unsolicited (update)</p>	USHORT	2

ConfigInformation	Bit mask indicating what type of information is included. 1=Service Information 2=Skill Group Information 4=Agent Information 8=Device Information 16=Call Type Information 32=Media Routing Domain Information 64=Peripheral Information 128=Agent Desk Settings Information 512=Agent Services Information	UINT	4
Floating Part			
Field Name	Value	Data Type	Max. Size
ServiceConfigKey	The CTI Server configuration key for Services.	UNSPEC (8)	8
SkillGroupConfigKey	The CTI Server configuration key for Skill Groups.	UNSPEC (8)	8
AgentConfigKey	The CTI Server configuration key for Agents.	UNSPEC (8)	8
DeviceConfigKey	The CTI Server configuration key for Device Information.	UNSPEC (8)	8
CallTypeConfKey	The CTI Server configuration key for Call Type Information.	UNSPEC (8)	8
PeripheralConfigKey	The CTI Server configuration key for peripheral information.	UNSPEC (8)	8
AgentDeskConfigKey	The CTI Server configuration key for Agent Desk Settings information.	UNSPEC (8)	8

CONFIG_SERVICE_EVENT

The CONFIG_SERVICE_EVENT message will be sent by the CTI Server to provide information about a Service. Please note that the Peripheral Number field is considered unique for all records. Two records sent with matching Peripheral Numbers will be the considered the same record.

Table 157: CONFIG_SERVICE_EVENT Message Format

Fixed Part

Field Name	Value	Data Type
MessageHeader	Standard message header. MessageType = 235.	MHDR
NumRecords	The number of records contained in the floating part of this message. (>=1) (The entire floating portion) (Maximum of 10)	USHORT
Floating Part		
Field Name	Value	Data Type
RecordType	0=Add 1=Change 2=Delete	USHORT
FltPeripheralID	Specifies the PeripheralID of this record.	UINT
PeripheralNumber	The Peripheral ID of the Service.	UINT
OldPeripheralNumber	For a change request this field may be present and should reflect the Old Peripheral Number of the record to be changed. This allows the Peripheral Number to be changed on an existing record.	UINT
MaxQueued	The maximum number of calls allowed to be queued for this Service.	UINT
Extension	Extension of the Service if it is dialable on the CTI Server.	STRING
ServiceSkillTargetID	SkillTargetID of the Service.	UINT
PeripheralName	Name of the Service on the peripheral.	STRING
Description	A free form description of the Service.	STRING
ServiceLevelThreshold	The Service Level threshold in seconds.	UINT
ServiceLevelType	The type of Service Level.	UINT

ConfigParam	Configuration Parameter.	STRING
FltMRDomainID	Media Routing Domain ID associated with the Service.	UINT
NumServiceMembers	Number of elements in the ServiceMember and ServicePriority arrays for each CONFIG_SERVICE_CONFIG record. This field has a maximum value of 10.	USHORT
ServiceMember	Peripheral Number of a SkillGroup that is a member of the Service. It is an Array with the size provided in the NumServiceMembers.	UNIT[NumServiceMembers]
ServicePriority	Priority of each service members. It is an Array with the size provided in the NumServiceMembers.	USHORT[NumServiceMembers]

CONFIG_SKILL_GROUP_EVENT

The CONFIG_SKILL_GROUP_EVENT message will be sent to indicate a Skill Group configuration update. Please note that the Peripheral Number field is considered unique for all records. Two records sent with matching Peripheral Numbers will be the considered the same record.

Table 158: CONFIG_SKILL_GROUP_EVENT Message Format

Fixed Part			
Field Name	Value	Data Type	Byte
MessageHeader	Standard message header. MessageType = 236.	MHDR	8
NumRecords	The number of records included in the floating part of this message. (>=1) (The entire floating portion) (Maximum of 10)	USHORT	2
Floating Part			
Field Name	Value	Data Type	Max
RecordType	0=Add 1=Change 2=Delete	USHORT	2
FltPeripheralID	Specifies the PeripheralID of this record.	UINT	4
PeripheralNumber	The Peripheral Number of the Skill Group.	UINT	4

OldPeripheralNumber	For a change request this field may be present and should reflect the Old Peripheral Number of the record to be changed. This allows the Peripheral Number to be changed on an existing record.	UINT	4
FltSkillGroupPriority (Optional)	Priority of this Skill Group. (0) for UCCE	USHORT	2 * Num
SkillGroupSkillTargetID	SkillTargetID of the skill.	UINT	4
AutoWork	TRUE if the agent goes into work mode after handling a call from this Skill Group. FALSE if not present.	BOOL	2
Extension	Extension of the Skill Group if it is dialable on the CTI Server.	STRING	16
PeripheralName	Name of the Skill Group on the peripheral.	STRING	64
Description	A free form description of the Skill Group.	STRING	128
FltMRDomainID	Media Routing Domain ID associated with the Skill Group.	UINT	4
FltPrecisionQueueID	Precision Queue ID associated with the Skill Group	UINT	4
FltPrecisionQueueName	Precision Queue Name associated with the system generated skill group created on CCE peripherals. Such skill groups would have a non-zero PrecisionQueueID. Regular skill groups would have this as "NULL".	STRING	32
ConfigParam	Configuration Parameter.	STRING	255

CONFIG_AGENT_EVENT

The CONFIG_AGENT_EVENT message is sent by the CTI Server to provide information about Agent. Please note that the LoginID field is considered unique for all records. Two records sent with matching LoginID's are considered as the same record.

Table 159: CONFIG_AGENT_EVENT Message Format

Fixed Part		
Field Name	Value	Data Type
MessageHeader	Standard message header. MessageType = 237.	MHDR
NumRecords	The number of records contained in the floating part of this message. (>=1) (The entire floating portion) (Maximum of 10)	USHORT

Floating Part		
Field Name	Value	Data Type
RecordType	CONFIG_RECORD_ADD CONFIG_RECORD_CHANGE CONFIG_RECORD_DELETE	USHORT
FltPeripheralID	Specifies the PeripheralID of this record.	UINT
ActiveTerminal	The selected terminal device name, if any.	STRING
AgentType	CONFIG_AGENT CONFIG_SUPERVISOR	USHORT
AgentDeskSettingsID	Specifies the Agent Desk Settings ID value assigned to an Agent. The default value is -1.	UINT
LoginID	The LoginID/Agent Peripheral Number of the agent.	STRING
OldLoginID	For a change request, this field may be present and should reflect the Old Peripheral Number or Login ID of the record to be changed. This allows the Peripheral Number to be changed from an existing record.	STRING
LoginName	The Login Name of the agent. (Can be different from the Agent Peripheral Number) For clients using a protocol version earlier than version 20, LoginName is truncated to 32 Bytes.	STRING
LastName	The Last name of the agent.	STRING
FirstName	The First name of the agent.	STRING
Extension	The Extension of the agent.	STRING
Description	A free form description of the agent.	STRING
AgentSkillTargetID	The ICM SkillTargetID of this agent.	UINT
NumSkills	Number of elements in the FltSkillGroupNumber and FltSkillGroupPriority arrays for each CONFIG_AGENT_EVENT record. This field has a maximum value of 100.	USHORT
SSOEnabled	The agent's UCCE SSO configuration: <ul style="list-style-type: none"> • 0 = SSO disabled • 1 = SSO enabled 	USHORT

NumMRDs	Number of elements in the FltAgentMRDID and FltAgentMRDState arrays for each CONFIG_AGENT_EVENT record. This field has a maximum value of 40.	USHORT
FltSkillGroupNumber	All the SkillGroups Numbers that Agent belongs. It is an Array with the size provided in the NumSkills.	UINT[NumSkills]
FltSkillGroupPriority	All the SkillGroup priorities of the Agent. It is an Array with the size provided in the NumSkills. For UCCE, FltSkillGroupPriority is always 0.	USHORT[NumSkills]
FltAgentMRDID	All the Media Routing Domains that Agent currently logged in. It is an Array with size provided in the NumMRDs.	UINT[NumMRDs]
FltAgentMRDState	The overall Agent state of each Media Routing Domain that Agent logged in. It is an Array with size provided in the NumMRDs.	USHORT[NumMRDs]



Note The CONFIG_AGENT_EVENT sends MRD information only for baseline configurations. Configuration updates will not have MRD information.

CONFIG_TERMINAL_EVENT

The CONFIG_TERMINAL_EVENT message will be sent by the CTI Server to indicate an update to some terminal configuration. Terminals contain terminal information and the extensions associated with the terminal. For these terminals, a CONFIG_TERMINAL_EVENT message will be sent. The following shows the changes to the existing message.

Table 160: CONFIG_TERMINAL_EVENT Message Format

Fixed Part		
Field Name	Value	Data Type
MessageHeader	Standard message header. MessageType = 276.	MHDR
NumRecords	The number of records in the floating portion of the message. Max of 10.	USHORT
Floating Part		
Field Name	Value	Data Type
RecordType	0 = Add 1 = Change (not used currently) 2 = Delete	USHORT

TerminalType	Specifies the type of the terminal	USHORT
TerminalDeviceName	The terminal device name	STRING
TerminalTypeName	The terminal type name	STRING
NumInstruments	The number of instruments to follow - max 10	USHORT
Instrument	Agent instruments	STRING

CONFIG_AGENT_DESK_SETTINGS_EVENT

Table 161: CONFIG_AGENT_DESK_SETTINGS_EVENT Message Format

Fixed Part		
Field Name	Value	Data Type
MessageHeader	Standard message header. MessageType = 261.	MHDR
NumRecords	The number of records contained in the floating part of this message. (>=1) (The entire floating portion) (Maximum of 10)	USHORT
Floating Part		
Field Name	Value	Data Type
RecordType	CONFIG_RECORD_ADD CONFIG_RECORD_CHANGE CONFIG_RECORD_DELETE	USHORT
AgentDeskSettingsID	Specifies the AgentDeskSettings ID configured in the System. The default value is -1.	UINT
FltDeskSettingsMask	A bitwise combination of the Boolean desk setting Masks. For more information, see Table 91: Boolean Desk Settings Masks, on page 112	UINT
FltWrapUpDataIncomingMode	Indicates whether the agent is allowed or required to enter wrap-up data after an inbound call: 0=Required, 1=Optional, 2=Not allowed, 3 = Required With WrapupData.	UINT
FltWrapUpDataOutgoingMode	Indicates whether the agent is allowed or required to enter wrap-up data after an outbound call: 0=Required, 1=Optional, 2=Not allowed.	UINT

FltLogoutNonActivityTime	Number of seconds on non-activity at the desktop after which the Unified CCE automatically logs out the agent.	UINT
FltQualityRecordingRate	Indicates how frequently calls to the agent are recorded.	UINT
FltRingNoAnswerTime	Number of seconds a call may ring at the agent's station before being redirected.	UINT
FltSilentMonitorWarningMessage	Set when a warning message box will prompt on agent desktop when silent monitor starts.	UINT
FltSilentMonitorAudibleIndication	Set for an audio click at beginning of the silent monitor.	UINT
FltSupervisorAssistCallMethod	Set for Unified CCE PIM will create a blind conference call for supervisor assist request; otherwise will create consultative call.	UINT
FltEmergencyCallMethod	Set for Unified CCE PIM will create a blind conference call for emergency call request; otherwise create a consultative call.	UINT
FltAutoRecordOnEmergency	Set for automatically record when emergency call request.	UINT
FltRecordingMode	Set for the recording request go through Unified CM/PIM.	UINT
FltWorkModeTimer	Auto Wrap-up time out.	UINT
FltRingNoAnswerDnId	The dialed number identifier for new re-route destination in the case of ring no answer.	UINT
FltDefaultDevicePortAddress	Optional value to override the default port address for the agent telephony device.	String
PlayZipTone	1 - ZipTone is enabled on auto answer 0 - ZipTone is disabled on auto answer	UINT
ACDSharedLineUsage	1 - Agent is permitted to use shared lines 0 - Agent is prohibited from using shared lines	UINT

CONFIG_PERIPHERAL_EVENT

Table 162: CONFIG_PERIPHERAL_EVENT Message Format

Fixed Part		
Field Name	Value	Data Type

MessageHeader	Standard message header. MessageType = 260.	MHDR
NumRecords	The number of records contained in the floating part of this message. (>=1) (The entire floating portion) (Maximum of 10)	USHORT
Floating Part		
Field Name	Value	Data Type
RecordType	CONFIG_RECORD_ADD CONFIG_RECORD_CHANGE CONFIG_RECORD_DELETE	USHORT
ConfigPeripheralID	Specifies the PeripheralID.	UINT
DefaultAgentDeskSettingsID	Specifies the the default Agent Desk Settings configured for a peripheral.	UINT

CONFIG_DEVICE_EVENT

The CONFIG_DEVICE_EVENT message will be sent by the CTI Server to indicate an update to some device configuration. Devices are associated with all entities like Services, Skill Groups, Agent Phones, Route Points and CTI ports etc. For these devices, CONFIG_DEVICE_EVENT message will be sent.

Table 163: CONFIG_DEVICE_EVENT Message Format

Fixed Part			
Field Name	Value	Data Type	Byte Size
MessageHeader	Standard message header. MessageType = 238.	MHDR	8
NumRecords	The number of records contained in the floating part of this message. (>=1) (The entire floating portion) (Maximum of 10)	USHORT	2
Floating Part			
Field Name	Value	Data Type	Max. Size
RecordType	0=Add 1=Change 2=Delete	USHORT	2
FltPeripheralID	Specifies the PeripheralID of this record.	UINT	4
PeripheralNumber	The Peripheral Number (or ID) of this Device.	UINT	4

DeviceType	Specifies the Device Type 0=Unknown 1=Service 2=Skill Group 3=Agent ID 4=Agent Device Extension 5=Route Point 6=CTI Port 7=Call Control Group	USHORT	2
MaxQueued	The maximum number of calls allowed to be queued to this Device.	UINT	4
FltServiceID	The Service this entry is associated with. (if any)	UINT	4
DialedNumber	The number dialed.	STRING	40
DNIS	DNIS provided with the call.	STRING	32
Extension	The extension of this Device. (if any)	STRING	16
Description	A free form description of the Device.	STRING	128

CONFIG_CALL_TYPE_EVENT

The CONFIG_CALL_TYPE_EVENT message will be sent by the CTI Server to provide information about a call type. Please note that the CallTypeID field is considered unique for all records. Two records sent with matching CallTypeID's will be considered the same record.

Table 164: CONFIG_CALL_TYPE_EVENT Message Format

Fixed Part			
Field Name	Value	Data Type	Byte Size
MessageHeader	Standard message header. MessageType = 245.	MHDR	8
NumRecords	The number of records contained in the floating part of this message. (>=1) (The entire floating portion) (Maximum of 10)	USHORT	2
Floating Part			
Field Name	Value	Data Type	Max. Size
RecordType	0=Add 1=Change 2=Delete	USHORT	2

FltCallTypeID	The unique Call Type Identifier.	UINT	4
CustomerDefinitionID	0 (not used for UCCE)	UINT	4
EnterpriseName	The name for the Call Type.	STRING	32
Description	A free form description of the Call Type.	STRING	128
ServiceLevelThreshold	The Service Level threshold in seconds.	UINT	4
ServiceLevelType	The type of Service Level.	UINT	4

CONFIG_MRD_EVENT

The CONFIG_MRD_EVENT will be sent by the CTI Server to provide information about a Media Routing Domain. Please note that the MRDomainID field is considered unique for all records. Two records sent with matching MRDomainIDs will be considered the same record.

Table 165: CONFIG_MRD_EVENT Message Format

Fixed Part			
Field Name	Value	Data Type	Byte Size
MessageHeader	Standard message header. MessageType = 245.	MHDR	8
NumRecords	The number of records contained in the floating part of this message. (>=1) (The entire floating portion) (Maximum of 10)	USHORT	2
Floating Part			
Field Name	Value	Data Type	Max. Size
RecordType	0=Add 1=Change 2=Delete	USHORT	2
FltMRDomainID	The unique Media Routing Domain Identifier.	UINT	4
FltEnterpriseName	The name for the Media Routing Domain.	STRING	32
FltDescription	A free form description of the Media Routing Domain.	STRING	128
FltMaxTaskDuration	The maximum duration for a task, in seconds.	UINT	4
FltInterruptible	Indicates whether tasks assigned from another MRD can interrupt an agent.	BOOL	2

CONFIG_AGENT_SERVICE_EVENT

This event will updates CTI Clients to indicate which Agent Services are enabled. The message is sent in the following scenarios.

1. During the startup, and at least one service is enabled for the agent. If not, the message will not be sent.
2. When a service is added or removed to an existing list of services.
3. When all the services from the agent are removed, message is triggered.

Table 166: CONFIG_AGENT_SERVICE_EVENT Message Format

Fixed Part			
Field Name	Value	Data Type	Byte Size
MessageHeader	Standard message header. MessageType = 282.	MHDR	8
Num Records	The number of records contained in the floating part of this message. (>=1) (The entire floating portion) (Maximum of 10)	USHORT	2
Floating Part			
Field Name	Value	Data Type	Max. Size
AgentSkillTargetID	The skill target ID of the agent for whom the services are updated.	UINT	4
NumOfEnabledServices	Number of services enabled for this agent, If no services are enabled, it will show 0. The message with 0 services enabled is sent when the all services are disabled.	USHORT	2
FltEnabledServices (Optional)	List of services enabled for the agent. The size of it is determined by the NumOfEnabledServices. The service types are: <ol style="list-style-type: none">1. Agent Assist2. Transcript3. Recording	USHORT	2* NumOfEnabledServices
RecordType	The Record types are <ol style="list-style-type: none">1. 0 = Add2. 1 = Change3. 2 = Delete	USHORT	2

⁵

⁵ Config Msg Flag: It will be sent only on subscription.

CONFIG_END_EVENT

The CONFIG_END_EVENT message will be sent by the CTI Server to indicate the end of a successful configuration upload or an error condition. It most likely will follow configuration records preceded by a CONFIG_BEGIN_EVENT message to respond to a CONFIG_REQUEST_EVENT message indicating either an error or there is no configuration for the items requested.

Please note that status CONFIGEND_PARTIAL is used during the initial configuration upload if the server needs to break up the configuration into multiple CONFIG_BEGIN_EVENT/CONFIG_END_EVENT messages. In this case all but the last should be CONFIGEND_PARTIAL status. The reason for this is to let the client know when the entire configuration has been received.

Table 167: CONFIG_END_EVENT Message Format

Fixed Part			
Field Name	Value	Data Type	Byte Size
MessageHeader	Standard message header. MessageType = 234.	MHDR	8
ConfigEndStatus	Indicates the status of the configuration block. See .	UINT	4
Floating Part			
Field Name	Value	Data Type	Max. Size
Text	Optional Text describing errors or info.	STRING	255

Table 168: CONFIG_END_EVENT Status values

Status Value	Value	Meaning
CONFIGEND_SUCCESS	0	Successful upload of configuration data.
CONFIGEND_NO_SERVICE_PROVIDER	1	No data was sent due to a service provider environment.
CONFIGEND_UNKNOWN_CUSTOMER	2	An unknown customer was specified in the request.
CONFIGEND_INVALID	3	An invalid configuration was sent.
CONFIGEND_EMPTY	4	No configuration exists on the CTI Server.
CONFIGEND_PARTIAL	5	Partial configuration was sent.

