

Permanente licenties toepassen in luchtgekoppelde netwerken op FDM

Inhoud

[Inleiding](#)

[Voorwaarden](#)

[Vereisten](#)

[Gebruikte componenten](#)

[Configureren](#)

[PLR-modus inschakelen](#)

[Registratie van PLR annuleren](#)

[Ik heb een licentie in CSM](#)

[Ik heb geen licentie in CSM](#)

[Het apparaat in de PLR-modus deregistreren](#)

[Verifiëren](#)

[Problemen oplossen](#)

[Veelvoorkomende problemen](#)

[Gerelateerde informatie](#)

Inleiding

In dit document wordt beschreven hoe u permanente licenties kunt toepassen op luchtgekoppelde netwerken via Firepower Device Manager (FDM).

Voorwaarden

Vereisten

Aanbevolen wordt kennis van dit onderwerp te hebben:

- Eerste configuratie van Cisco Secure Firewall Threat Defence

Gebruikte componenten

De informatie in dit document is gebaseerd op de softwareversie:

- Firepower Threat Defence versie 7.4.1.

De informatie in dit document is gebaseerd op de apparaten in een specifieke laboratoriumomgeving. Alle apparaten die in dit document worden beschreven, hadden een opgeschoonde (standaard)configuratie. Als uw netwerk live is, moet u zorgen dat u de potentiële impact van elke opdracht begrijpt.

Configureren


PLR-modus inschakelen

Stap 1. Schakel PLR Mode in op uw apparaat.


Klik op Apparaat en navigeer naar slimme licentie.

The screenshot displays the Cisco Firepower Device Manager (FDM) interface. The top navigation bar includes 'Firewall Device Manager', 'Monitoring', 'Policies', 'Objects', and 'Device: firepower' (highlighted with a red box). The main area shows a network diagram with 'Inside Network', 'Cisco Firepower Threat Defense for VMware', and 'Internet' components. Below the diagram is a grid of configuration tiles. The 'Smart License' tile is highlighted with a red box and shows 'Evaluation expires in 82 days' and 'Tier: FTDv5 - 100 Mbps'. Other tiles include 'Interfaces', 'Routing', 'Updates', 'System Settings', 'Backup and Restore', 'Troubleshoot', 'Site-to-Site VPN', 'Remote Access VPN', 'Advanced Configuration', and 'Device Administration'.

Stap 2. Klik op de versnelling en selecteer Switch naar Universal PLR.



Opmerking: als uw apparaat slimme licenties gebruikt, moet u het apparaat uitschrijven.



Waarschuwing: zodra u naar de PLR-modus hebt switch, kunt u niet meer terug switches naar de evaluatiemodus.

Selecteer in het voorbeeldvenster het prestatieniveau en klik op Ja.

⚠ Change to Permanent License



If you switch to Universal Permanent License Reservation mode, you cannot switch back to Evaluation mode.

Are you sure you want to use Universal Permanent License Reservation for this device?

Select Performance Tier

The selected performance tier determines VPN session limits and device throughput, click [here](#) to learn more.

Make sure the performance tier selected matches the license in your [Cisco Smart Software Manager](#) account.

Performance Tier

Pick a Tier



Your Device Specifications

Cores / RAM 4 core / 8 GB

NO

YES

Stap 3. Sla de aanvraagcode op.

Universal Permanent License Reservation



i If you have **Cloud Services enabled** you might want to disable them.

1 Save Request Code for this Device.



Request Code

DE-ZNGFWv:9ADKC86E1VU-CCRvmZyqM-BF

SAVE AS TXT

PRINT

2 Log into your [Cisco Smart Software Manager](#) account, go to the Inventory > Licenses page, and start the License Reservation process. Use the request code to generate an Authorization Code. Note that you must work with your Cisco representative to enable Universal Permanent License Reservation mode in your account. If you cannot start the License Reservation process (that is, the button does not appear on the Inventory > License page), please contact your Cisco representative.

3 Paste or type in the Authorization Code:

Authorization Code

Paste code from clipboard here

? For a more detailed overview on Cisco Licensing, go to cisco.com/go/licensingguide

CANCEL

REGISTER

Stap 4. Log in op uw CSSM account en navigeer naar Smart Software Licensing > Inventory > Licenties en klik op Licentiereservering.

Smart Software Licensing

[SL Product Details](#) [Support](#) [Help](#)

Alerts **Inventory** [Convert to Smart Licensing](#) | [Reports](#) | [Preferences](#) | [On-Prem Accounts](#) | [Activity](#)

General **Licenses** Product Instances Event Log

Available Actions ▾

Manage License Tags

License Reservation...



Show License Transactions

By Name | By Tag

Search by License



Klik op Doorgaan.



Use of the Software contained in this Smart Account is subject to Cisco's EULA. Cisco may restrict the availability or features of this Smart Account or the Smart Licensing capabilities in any region, or modify or discontinue features to comply with applicable laws and regulations. You may only use the Software in the country for which it is purchased and intended to be used.

Proceed

Plakt uw aanvraagcode en klik op Volgende.

Smart License Reservation



STEP 1

Enter Request Code

STEP 2

Select Licenses

STEP 3

Review and Confirm

STEP 4

Authorization Code

You can reserve licenses for product instances that cannot connect to the Internet for security reasons. You will begin by generating a Reservation Request Code from the product instance. To learn how to generate this code, see the configuration guide for the product being licensed.

Once you have generated the code:

- 1) Enter the Reservation Request Code below
- 2) Select the licenses to be reserved
- 3) Generate a Reservation Authorization Code
- 4) Enter the Reservation Authorization Code on the product instance to activate the features

* Reservation Request Code:

DE-ZNGFW:9ADKC86E1VU-CCRvmZyqM-BF



Upload File

Browse

Upload

Cancel

Next

Selecteer uw licentie en klik op Volgende.

Smart License Reservation

3



Product Instance Details

Product Type: VIRTSEC
UDI PID: NGFW
UDI Serial Number: 9ADKC86E1VU

Licenses to Reserve

In order to continue, ensure that you have a surplus of the licenses you want to reserve in the Virtual Account.

- Cisco Firepower Virtual Threat Defense Universal License

Cancel Next

Klik op Generate Authorisation Code.

Smart License Reservation

x



Product Instance Details

Product Type: VIRTSEC
UDI PID: NGFW
UDI Serial Number: 9ADKC86E1VU

Licenses to Reserve

| License | Expires | Quantity to Reserve |
|---|---------|---------------------|
| Cisco Firepower Virtual Threat Defense Universal License <small>Cisco Firepower Virtual Threat Defense Universal License</small> | - | 1 |

Cancel Back Generate Authorization Code

Als u de autorisatiecode wilt opslaan, klikt u op Downloaden als bestand of naar klembord kopiëren.



Opmerking: vernieuw de pagina om de huidige status van de licentie te zien.

Universal Permanent License Reservation



i If you have **Cloud Services enabled** you might want to disable them.

1 Save Request Code for this Device.

↓ Request Code

DE-ZNGFWv:9ADKC86E1VU-CCRVmZyqM-BF

SAVE AS TXT

PRINT

2 Log into your [Cisco Smart Software Manager](#) account, go to the Inventory > Licenses page, and start the License Reservation process. Use the request code to generate an Authorization Code. Note that you must work with your Cisco representative to enable Universal Permanent License Reservation mode in your account. If you cannot start the License Reservation process (that is, the button does not appear on the Inventory > License page), please contact your Cisco representative.

3 Paste or type in the Authorization Code:

Authorization Code

9ADKC86E1VU-CCRVmZyqM-BF

? For a more detailed overview on Cisco Licensing, go to cisco.com/go/licensingguide

CANCEL

REGISTER

Registratie van PLR annuleren

Ik heb een licentie in CSM

Gebruik deze optie wanneer u de wizard Licentieregistratie in CSSM voltooit en u over een autorisatiecode beschikt. U hebt bijvoorbeeld het proces in de verkeerde FDM gestart, zodat u de licentie moet vrijgeven in uw CSM-account.

Stap 1. Klik op Apparaat en navigeer naar slimme licentie.

Firewall Device Manager | Monitoring | Policies | Objects | **Device: firepower** | admin Administrator | cisco SECURE

Inside Network | Cisco Firepower Threat Defense for VMware | ISP/WAN/Gateway | Internet | DNS Server | NTP Server | Smart Lic...

Interfaces
Management: Merged
Enabled 1 of 4
View All Interfaces

Routing
1 static route
View Configuration

Updates
Geolocation, Rule, VDB, System Upgrade, Security Intelligence Feeds
View Configuration

System Settings
Management Access
Logging Settings
DHCP Server / Relay
DDNS Service
DNS Server
Hostname
Time Services
SSL Settings
See more

Smart License (82 days)
Evaluation expires in 82 days
Tier: FTDv5 - 100 Mbps
View Configuration

Backup and Restore
View Configuration

Troubleshoot
No files created yet
REQUEST FILE TO BE CREATED

Site-to-Site VPN
There are no connections yet
View Configuration

Remote Access VPN
Requires Secure Client License
No connections | 1 Group Policy
Configure

Advanced Configuration
Includes: FlexConfig, Smart CLI
View Configuration

Device Administration
Audit Events, Deployment History, Download Configuration
View Configuration

Stap 2. Klik op de versnelling en selecteer Annuleren PLR.

Firewall Device Manager | Monitoring | Policies | Objects | **Device: firepower** | admin Administrator | cisco SECURE

Device Summary
Licensing

UNIVERSAL PLR NOT FINISHED
Reservation Pending
CONTINUE RESERVATION | Need help?

Tiered Performance
Performance Tier: FTDv20 - 3 Gbps

Includes:
Minimum Threat Defense Virtual Cores: 4 core
Minimum Threat Defense Virtual RAM: 8 GB
Rate Limit: 3 Gbps
VPN Limit: 250

Your Device: Cores / RAM: 4 core / 8 GB

Resync connection
Cancel PLR

Stap 3. Selecteer Ik heb een licentie in CSM.

Cancel Permanent License Reservation



Are you sure you want to cancel the Permanent License Reservation?

License States

I have a License in CSSM

I do not have a License in ...

1 Get Authorization Code from CSSM and paste it here:



Authorization Code

Paste code from clipboard here

2 Generate a Release License Code using your Authorization Code.



GENERATE RELEASE CODE

3 In your [Cisco Smart Software Manager](#) account free up license by putting Release Code.

CANCEL

OK

Stap 4. Plakt uw autorisatiecode en klik op Generate Release Code.

Cancel Permanent License Reservation



Are you sure you want to cancel the Permanent License Reservation?

License States

I have a License in CSSM

I do not have a License in ...

1 Get Authorization Code from CSSM and paste it here:



Authorization Code

DAKwJ-KeIke2-fGtuzD-coNBoo-uMz7-ID-QaGQh-+QoIka-MQ-55-DI

2 Generate a Release License Code using your Authorization Code.



Release License Code

DKvxiU-zchZA5-M6ekJk-EmeitQ-85pErd-Ft7

SAVE AS TXT

PRINT



You will not be able to regenerate the Release Code after you unregister. Please make sure that you save this code for use in Cisco Smart Software Manager.



3 In your [Cisco Smart Software Manager](#) account free up license by putting Release Code.

CANCEL





OK

Step 5. Log in op uw CSSM account en navigeer naar Smart Software Licensing > Inventory > Product Instanties.

General | Licenses | **Product Instances** | Event Log

Authorize License-Enforced Features...  Search by Device or by Product Type 




| Name | Product Type | Last Contact | Alerts | Actions |
|-----------------|--------------|----------------------|--|-----------|
| 10.106.60.161 | FP | 2024-Feb-08 21:22:04 | | Actions ▾ |
| 68.com | ESA | 2024-Feb-08 15:47:37 | | Actions ▾ |
| 724FMC | FP | 2024-Jan-16 18:30:52 | | Actions ▾ |
| A-TSZ-HIS-FMC01 | FP | 2023-Oct-03 21:05:28 | ✘ Failed to Renew | Actions ▾ |
| a4115 | FPRUHI | 2024-Jan-27 17:05:40 | | Actions ▾ |
| AAALAB | ASAHIGH | 2024-Jan-18 19:07:58 | | Actions ▾ |
| AAALAB | ASAHIGH | 2024-Jan-18 11:25:38 | | Actions ▾ |
| AAALAB | ASAHIGH | 2024-Jan-18 20:14:33 | | Actions ▾ |
| AAALAB | ASAHIGH | 2024-Jan-18 05:30:17 | | Actions ▾ |
| AAALAB | ASAHIGH | 2024-Jan-18 08:00:04 | | Actions ▾ |

10 ▾ Showing Page 1 of 97 (963 Records)    

Stap 6. Zoek uw apparaat op naam.

Opmerking: De naam is het serienummer van het apparaat.

General Licenses **Product Instances** Event Log

Authorize License-Enforced Features...  UDI_PID:NGFW; UDI_SN:9ADKC86E1VU;  

| Name | Product Type | Last Contact | Alerts | Actions |
|---|--------------|--|--------|---------------------------|
| UDI_PID:NGFW; UDI_SN:9ADKC86E1VU; | VIRTSEC | 2024-Feb-09 01:11:40 (Reserved Licenses) | | Actions ▾ |

Showing 1 Record

Stap 7. Klik op Handelingen en selecteer Verwijderen in de vervolgkeuzelijst.

General Licenses **Product Instances** Event Log

Authorize License-Enforced Features... UDL_PID:NGFW; UDI_SN:9ADKC86E1VU;

| Name | Product Type | Last Contact | Alerts | Actions |
|-----------------------------------|--------------|--|--------|---------|
| UDI_PID:NGFW; UDI_SN:9ADKC86E1VU; | VIRTSEC | 2024-Feb-09 01:11:40 (Reserved Licenses) | | Actions |

Transfer...
Remove...
Rehost Licenses from a Failed Product...

Plakt uw Releaselicentiecode en klik op Reservering verwijderen.

Remove Reservation



To remove a Product Instance that has reserved licenses and make those licenses once again available to other Product Instances, enter in the Reservation Return Code generated by the Product Instance. If you cannot generate a Reservation Return Code, contact [Cisco Support](#)

* **Reservation Return Code:**

DKvxiU-zchZA5-M6ekJk-EmeitQ-85pErd-Ft7



Remove Reservation

Cancel

Stap 8. Ga terug naar je apparaat en klik op OK.



Opmerking: vernieuw de pagina om de huidige status van de licentie te zien.

Cancel Permanent License Reservation



Are you sure you want to cancel the Permanent License Reservation?

License States

I have a License in CSSM

I do not have a License in ...

1 Get Authorization Code from CSSM and paste it here:



Authorization Code

DKVxiU-zchZA5-M6ekJk-EmeitQ-85pErd-Ft7

2 Generate a Release License Code using your Authorization Code.



Release License Code

DKVxiU-zchZA5-M6ekJk-EmeitQ-85pErd-Ft7

SAVE AS TXT

PRINT

 You will not be able to regenerate the Release Code after you unregister. Please make sure that you save this code for use in Cisco Smart Software Manager.

3 In your [Cisco Smart Software Manager](#) account free up license by putting Release Code.

CANCEL

OK

Ik heb geen licentie in CSM

Gebruik deze optie wanneer u de wizard Licentieregistratie in CSM niet voltooit. U hebt bijvoorbeeld het PLR-proces in uw FDM gestart, maar u hebt niet de juiste licenties in uw CSSM.

Stap 1. Klik op Apparaat en navigeer naar slimme licentie.

Firewall Device Manager | Monitoring | Policies | Objects | **Device: firepower** | admin Administrator | cisco SECURE

Inside Network | Cisco Firepower Threat Defense for VMware | ISP/WAN/Gateway | Internet | DNS Server | NTP Server | Smart Lic...

Smart License
Evaluation expires in 82 days
Tier: FTDv5 - 100 Mbps
View Configuration

Stap 2. Klik op de versnelling en selecteer Annuleren PLR.

Firewall Device Manager | Monitoring | Policies | Objects | **Device: firepower** | admin Administrator | cisco SECURE

Device Summary
Licensing

UNIVERSAL PLR NOT FINISHED
Reservation Pending

CONTINUE RESERVATION | Need help? [?](#)

Tiered Performance | Performance Tier: FTDv20 - 3 Gbps

Includes:
Minimum Threat Defense Virtual Cores: 4 core | Rate Limit: 3 Gbps
Minimum Threat Defense Virtual RAM: 8 GB | VPN Limit: 250

Your Device: Cores / RAM | 4 core / 8 GB

Stap 3. Selecteer Ik heb geen licentie in CSM.

Cancel Permanent License Reservation



Are you sure you want to cancel the Permanent License Reservation?

License States

I have a License in CSSM

I do not have a License in ...

i In this case you can proceed with Cancelling Permanent License Reservation.

CANCEL

OK

Klik op OK om te voltooien.

Het apparaat in de PLR-modus deregistreren

Stap 1. Klik op Apparaat en navigeer naar slimme licentie.

Firewall Device Manager | Monitoring | Policies | Objects | **Device: firepower** | admin Administrator | cisco SECURE

Model: Cisco Firepower Threat Defense for VMwa... | Software: 7.4.1-172 | VDB: 376.0 | Intrusion Rule Update: 20231011-1536 | Cloud Services: Not Registered | Register | High Availability: Not Configured | CONFIGURE

Inside Network | Cisco Firepower Threat Defense for VMware | ISP/WAN/Gateway | Internet | DNS Server | NTP Server | Universal P...

Smart License
Universal PLR
Tier: Not selected (Threat Defense Virtual - Variable)
View Configuration

Stap 2. Klik op de versnelling en selecteer Unregister Universal PLR.

Firewall Device Manager | Monitoring | Policies | Objects | **Device: firepower** | admin Administrator | cisco SECURE

Device Summary
Licensing

UNIVERSAL PLR
Sufficient License

Unregister Universal PLR

Stap 3. Klik op Ja om verder te gaan met het proces.

Warning

If you unregister the device, you cannot make any changes to the device configuration. You will have to re-register the device using either Smart Licensing or Universal Permanent License Reservation mode to make changes.

Are you sure you want to unregister the device?

NO YES

Stap 4. Sla de licentiecode voor release op.

Unregister Universal Permanent License Reservation



- Save Release Code for this Device.
↓
Release License Code
DCsSXH-D2rBtc-UZzer8-Un5yqp-vcKF1v-EG4 SAVE AS TXT PRINT

⚠ You will not be able to regenerate the Release Code after you unregister. Please make sure that you save this code for use in Cisco Smart Software Manager.
- In your [Cisco Smart Software Manager](#) free up license by inserting Release License Code from here.

CANCEL UNREGISTER

Stap 5. Log in op uw CSSM account en navigeer naar Smart Software Licensing > Inventory > Product Instanties.

General | Licenses | **Product Instances** | Event Log

Authorize License-Enforced Features...  Search by Device or by Product Type 




| Name | Product Type | Last Contact | Alerts | Actions |
|-----------------|--------------|----------------------|--|-----------|
| 10.106.60.161 | FP | 2024-Feb-08 21:22:04 | | Actions ▾ |
| 68.com | ESA | 2024-Feb-08 15:47:37 | | Actions ▾ |
| 724FMC | FP | 2024-Jan-16 18:30:52 | | Actions ▾ |
| A-TSZ-HIS-FMC01 | FP | 2023-Oct-03 21:05:28 | ✘ Failed to Renew | Actions ▾ |
| a4115 | FPRUHI | 2024-Jan-27 17:05:40 | | Actions ▾ |
| AAALAB | ASAHIGH | 2024-Jan-18 19:07:58 | | Actions ▾ |
| AAALAB | ASAHIGH | 2024-Jan-18 11:25:38 | | Actions ▾ |
| AAALAB | ASAHIGH | 2024-Jan-18 20:14:33 | | Actions ▾ |
| AAALAB | ASAHIGH | 2024-Jan-18 05:30:17 | | Actions ▾ |
| AAALAB | ASAHIGH | 2024-Jan-18 08:00:04 | | Actions ▾ |

10 ▾ Showing Page 1 of 97 (963 Records) |<< >>|

Stap 6. Zoek uw apparaat op naam.

Opmerking: De naam is het serienummer van het apparaat.

General Licenses **Product Instances** Event Log

Authorize License-Enforced Features...  UDI_PID:NGFW; UDI_SN:9ADKC86E1VU;  

| Name | Product Type | Last Contact | Alerts | Actions |
|---|--------------|--|--------|---------------------------|
| UDI_PID:NGFW; UDI_SN:9ADKC86E1VU; | VIRTSEC | 2024-Feb-09 01:11:40 (Reserved Licenses) | | Actions ▾ |

Showing 1 Record

Stap 7. Klik op Handelingen en selecteer Verwijderen in de vervolgkeuzelijst.

General Licenses **Product Instances** Event Log

Authorize License-Enforced Features... UDL_PID:NGFW; UDL_SN:9ADKC86E1VU;

| Name | Product Type | Last Contact | Alerts | Actions |
|-----------------------------------|--------------|--|--------|------------------|
| UDL_PID:NGFW; UDL_SN:9ADKC86E1VU; | VIRTSEC | 2024-Feb-09 01:11:40 (Reserved Licenses) | | Actions ▾ |

Transfer...

Remove...

Rehost Licenses from a Failed Product...

Plakt uw Releaselicentiecode en klik op Reservering verwijderen.

Remove Reservation ✕

To remove a Product Instance that has reserved licenses and make those licenses once again available to other Product Instances, enter in the Reservation Return Code generated by the Product Instance. If you cannot generate a Reservation Return Code, contact [Cisco Support](#)

* **Reservation Return Code:**

DCsSXH-D2rBtc-UZzer8-Un5yqp-vcKF1v-EG4



Remove Reservation

Cancel

Stap 8. Ga terug naar uw apparaat en klik op Unregister.

Unregister Universal Permanent License Reservation ? ×

1 Save Release Code for this Device.



Release License Code

DCsSXH-D2rBtc-UZzer8-Un5yqp-vcKF1v-EG4

SAVE AS TXT

PRINT

You will not be able to regenerate the Release Code after you unregister. Please make sure that you save this code for use in Cisco Smart Software Manager.

2 In your [Cisco Smart Software Manager](#) free up license by inserting Release License Code from here.

CANCEL

UNREGISTER

Verifiëren

Navigeren naar apparaat > Smart License en u kunt zien dat de licentie Universal PLR is.

Firewall Device Manager | Monitoring | Policies | Objects | Device: firepower

Device Summary
Licensing

UNIVERSAL PLR
Sufficient License

Problemen oplossen

1. Zoek naar fouten in `/ngfw/var/log/cisco/smart_agent.log`.

In deze logbestanden kunt u bijvoorbeeld zien dat het registratieproces is geslaagd.

```
<#root>  
> expert  
admin@firepower:~$ sudo su  
Password:  
root@firepower:/home/admin# cd /ngfw/var/log/cisco/  
root@firepower:/ngfw/var/log/cisco# tail smart_agent.log
```

```
2024-02-09 03:21:21 ajp-nio-8009-exec-8: INFO LicenseSoftwareIds:82 - Selected software ID: regid.2019-
2024-02-09 03:21:21 ajp-nio-8009-exec-8: INFO DefaultSmartAgentFactoryProvider:398 - New platform tag i
2024-02-09 03:21:21 ajp-nio-8009-exec-8: INFO PLRUnhandledNotificationHandler:31 - Handling listener cl
2024-02-09 03:21:21 ajp-nio-8009-exec-8: INFO PLRUnhandledNotificationHandler:31 - Handling listener cl

2024-02-09 03:21:21 ajp-nio-8009-exec-8: INFO SmartAgentConfFileSync:178 - RegistrationStatus : REGISTERED

2024-02-09 03:21:21 ajp-nio-8009-exec-8: INFO SmartAgentConfFileSync:192 - updated the smart Agent File
2024-02-09 03:21:21 ajp-nio-8009-exec-8: INFO PLRUnhandledNotificationHandler:31 - Handling listener cl
2024-02-09 03:21:21 ajp-nio-8009-exec-8: INFO DefaultSmartAgentManager:159 - Received notification from
```

2. Neem een staartje om TAC-assistentie te vragen en voeg dit toe aan de casestudy's. U kunt ondersteuningsassistentie aanvragen in [Cisco Technical Support & Downloads](#).

```
> expert
admin@firepower:~$ sudo su
root@firepower:/home/admin# pigtail all -outfile LogsRegistration.txt
```

3. De licentiestatus wordt ook in het /etc/sf/smart_agent.conf-bestand vermeld. Als het apparaat zich in de Universal Permanent Licensing Reservation-modus bevindt, wordt de smart_agent.conf weergegeven als GEREGISTREERD en GEAUTORISEERD.


```
> expert
admin@firepower:~$ sudo su
root@firepower:/home/admin# tail /etc/sf/smart_agent.conf
#Fri Feb 09 03:21:21 UTC 2024
virtual_acct=
registration=REGISTERED,null
authorization=AUTHORIZED,1707448881842
```

Veelvoorkomende problemen

Onvoldoende licenties.

In het proces voor het reserveren van licenties hebt u deze fout gemaakt:

Smart License Reservation



The licenses cannot be reserved because the Virtual Account does not contain a sufficient surplus of the following perpetual licenses: FTDv 3 Gbps Universal License.

Aanbevolen actie.

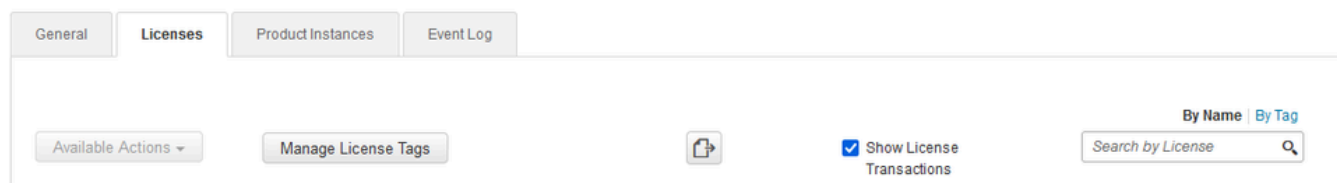
Controleer of u voldoende licenties hebt in uw CSM-account. Als u genoeg licenties hebt, kunt u TAC-ondersteuning aanvragen.

U kunt de knop Licentiereservering niet zien.

Smart Software Licensing

[SL Product Details](#) [Support](#) [Help](#)

[Alerts](#) | [Inventory](#) | [Convert to Smart Licensing](#) | [Reports](#) | [Preferences](#) | [On-Prem Accounts](#) | [Activity](#)



The screenshot shows the 'Licenses' tab selected in the Smart Software Licensing interface. The interface includes a navigation bar with tabs for 'General', 'Licenses', 'Product Instances', and 'Event Log'. Below the tabs, there are several controls: an 'Available Actions' dropdown menu, a 'Manage License Tags' button, a document icon, a checkbox labeled 'Show License Transactions' which is checked, and a search box labeled 'Search by License' with a magnifying glass icon. The search box also has 'By Name' and 'By Tag' options.

Aanbevolen actie

U moet contact opnemen met uw Cisco-vertegenwoordiger om de PLR-modus in uw account in te schakelen.

Gerelateerde informatie

- [Configuratiehandleiding voor Cisco Secure Firewall Device Manager, versie 7.4](#)

Over deze vertaling

Cisco heeft dit document vertaald via een combinatie van machine- en menselijke technologie om onze gebruikers wereldwijd ondersteuningscontent te bieden in hun eigen taal. Houd er rekening mee dat zelfs de beste machinevertaling niet net zo nauwkeurig is als die van een professionele vertaler. Cisco Systems, Inc. is niet aansprakelijk voor de nauwkeurigheid van deze vertalingen en raadt aan altijd het oorspronkelijke Engelstalige document ([link](#)) te raadplegen.