



Introduction to Cisco vWAAS

This chapter provides an overview of the Cisco Virtual Wide Area Applications Services (vWAAS) solution and describes the main features that enable Cisco vWAAS to overcome the most common challenges in transporting data over a wide area network.

This chapter contains the following sections:

- [About Cisco vWAAS](#)
- [Cisco vWAAS and WAAS Interoperability](#)
- [Cisco vWAAS and vCM Model Profiles](#)
- [DRE Disk, Object Cache, and Akamai Connect Cache Capacity](#)
- [vWAAS Resizing for WAAS Version 6.4.1a and Later](#)
- [OVA Package Files for vWAAS and vCM Models](#)
- [Cisco Hardware Platforms Supported for vWAAS](#)
- [Hypervisors Supported for Cisco vWAAS and vCM](#)
- [Hypervisor OVA Packages for vWAAS](#)
- [Cloud Platforms Supported for vWAAS](#)

About Cisco vWAAS

Cisco Virtual WAAS (vWAAS) is a virtual appliance—for both enterprises and service providers—that accelerates business applications delivered from private and virtual private cloud infrastructure. Cisco vWAAS enables you to rapidly create WAN optimization services with minimal network configuration or disruption. Cisco vWAAS can be deployed in the physical data center and in private clouds and in virtual private clouds offered by service providers.

Cisco vWAAS service is associated with application server virtual machines as they are instantiated or moved. This approach helps enable cloud providers to offer rapid delivery of WAN optimization services with little network configuration or disruption in cloud-based environments.

Cisco vWAAS enables migration of business applications to the cloud, reducing the negative effect on performance of cloud-based application delivery to end-users. It enables service providers to offer an excellent application experience over the WAN as a value-added service in their catalogs of cloud services.

ISR-WAAS is the specific implementation of vWAAS running in a Cisco IOS-XE Software container on a Cisco ISR 4000 Series router (ISR-4321, ISR-4331, ISR-4351, ISR-4431, ISR-4451, ISR-4461). In this context, “container” refers to the hypervisor that runs virtualized applications on a Cisco ISR 4000 Series router.

**Note**

ISR-4461 is supported for vWAAS for WAAS 6.4.1b and later.

[Table 1-1](#) shows the hypervisors supported for Cisco vWAAS. For more information on each of these hypervisors, see [Hypervisors Supported for Cisco vWAAS and vCM](#) in this chapter, and in the chapters listed in [Table 1-1](#).

Table 1-1 Hypervisors Supported for Cisco vWAAS

| Hypervisor | For More Information: |
|------------------------|--|
| Cisco ISR-WAAS | Chapter 3, “ Cisco vWAAS on Cisco ISR-WAAS ” |
| VMware vSphere ESXi | Chapter 4, “ Cisco vWAAS on VMware ESXi ” |
| Microsoft HyperV | Chapter 5, “ Cisco vWAAS on Microsoft Hyper-V ” |
| RHEL KVM | Chapter 6, “ Cisco vWAAS on RHEL KVM and KVM CentOS ” |
| KVM on CentOS | Chapter 6, “ Cisco vWAAS on RHEL KVM and KVM CentOS ” |
| Cisco Enterprise NFVIS | Chapter 8, “ Cisco vWAAS with Cisco Enterprise NFVIS ” |

Cisco vWAAS supports WAN optimization in a cloud environment where physical WAE devices cannot usually be deployed. Virtualization also provides various benefits like elasticity, ease of maintenance, and a reduction of branch office and data center footprint.

The following hardware and cloud platforms are supported for Cisco vWAAS. For more information on each of these supported platforms, see [Cisco Hardware Platforms Supported for vWAAS](#).

- Cisco Unified Computing System (UCS)
- Cisco UCS E-Series Servers
- Cisco UCS E-Series Network Compute Engines (NCEs)
- Cisco ISR-4000 Series
- Cisco ENCS 5400 Series
- Microsoft Azure Cloud

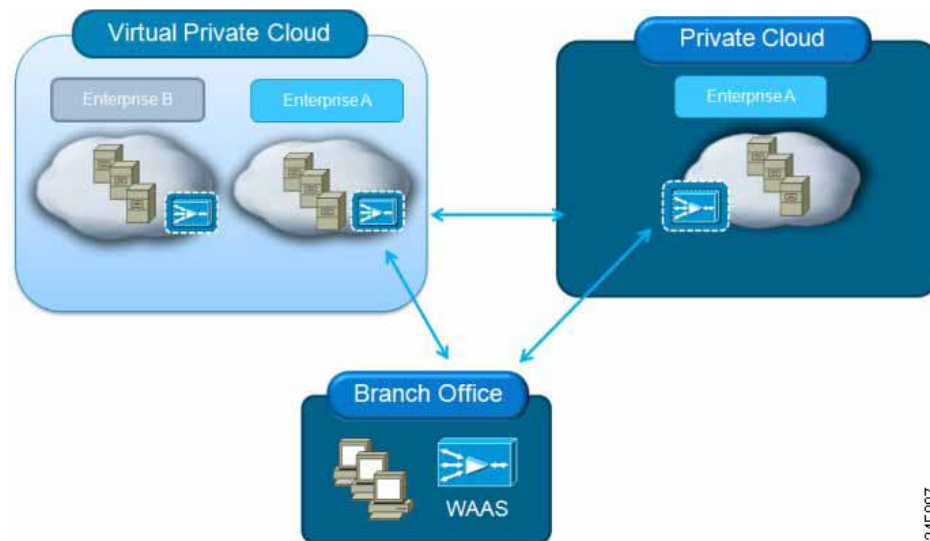
For details on the interoperability of the hypervisors and platforms supported for vWAAS, see [Table 1-12](#).

As shown in [Figure 1-1](#), you can enable vWAAS at the branch and/or the data center:

- *At the branch*—with Cisco ENCS 5400 Series, Cisco Unified Computing System (UCS) E-Series servers and E-Series Network Compute Engines (NCEs), on either the Cisco 4000 Series Integrated Services Routers (ISRs) or Cisco ISR G2 branch router.
- *At the data center*—with a Cisco UCS server.

vWAAS supports on-demand provisioning and teardown, which reduces the branch office and data center footprint. Cisco vWAAS software follows the VMware ESXi standard as the preferred platform to deploy data center applications and services.

Figure 1-1 vWAAS in Virtual Private Cloud at WAN Edge, in Branch Office and Data Center



245807

Benefits of Cisco vWAAS

The following are some of the benefits of deploying Cisco vWAAS on your system:

- On-demand orchestration of WAN optimization
- Fault tolerance with virtual machine (VM) mobility awareness
- Lower operating expenses for customers who are migrating their applications to the cloud
- Private and virtual private cloud environments:
 - Use vWAAS to create value-added WAN optimization services on a per-application basis, for optimized delivery to remote branch-office users.
 - Associate vWAAS services with application server virtual machines as they are moved in response to dynamic load demand in the cloud, to offer rapid delivery of WAN optimization services, with minimal network configuration or disruption.
- Public cloud environments:
 - Deploy vWAAS in public clouds, with the Cisco Nexus 1000V Series, to obtain benefits similar to benefits vWAAS produces in private cloud environments.

Cisco vWAAS and WAAS Interoperability

Consider the following guidelines when using Cisco vWAAS with WAAS:

- *For vWAAS with WAAS Version 6.1.x and later*—The vWAAS and vCM devices require *both* virtual (network) interfaces to be present, but both need not be active. If only one virtual interface is active, the vWAAS and vCM devices will not be operational after power up
- *Cisco WAAS Central Manager interoperability*—In a mixed version Cisco WAAS network, the Central Manager must be running the highest version of the Cisco WAAS software, and associated Cisco WAAS devices must be running Version 5.1.x or later.

- *Cisco WAAS system interoperability*—Cisco WAAS Version 5.2.1 is not supported running in a mixed version Cisco WAAS network in which any Cisco WAAS device is running a software version earlier than Version 5.1.x. Directly upgrading a device from a version earlier than Version 5.5.3 to 5.2.1 is not supported.

Cisco vWAAS and vCM Model Profiles

This section contains the following topics:

- [Cisco vWAAS Models: CPUs, Memory, and Disk Storage](#)
- [Cisco vWAAS-150000 for WAAS 6.4.1a](#)
- [VMware VMFS Block Size and vWAAS Disk Size](#)
- [Cisco vCM Models: Managed Nodes, vCPUs, Memory, and Disk Storage](#)

Cisco vWAAS Models: CPUs, Memory, and Disk Storage

[Table 1-2](#) shows the default number of vCPUs, memory capacity, and disk storage for each vWAAS model for vWAAS for WAAS Version 6.4.1 and earlier. [Table 1-8](#) shows the resizing capability for vWAAS for WAAS Version 6.4.1a and later.

Table 1-2 CPUs, Memory, and Disk Storage for vWAAS Models

| vWAAS Model | CPUs | Memory | Disk Storage |
|---|------|--------|--------------|
| vWAAS-150 (earliest WAAS Version 6.1.x) | 1 | 3 GB | 160 GB disk |
| vWAAS-200 | 1 | 3 GB | 260 GB disk |
| vWAAS-750 | 2 | 4 GB | 500 GB disk |
| vWAAS-1300 | 2 | 6 GB | 600 GB disk |
| vWAAS-2500 | 4 | 8 GB | 750 GB disk |
| vWAAS-6000 | 4 | 11 GB | 900 GB disk |
| vWAAS-6000-R (earliest WAAS Version 6.4.x) | 4 | 11 GB | 875 GB disk |
| vWAAS-12000 | 4 | 12 GB | 750 GB disk |
| vWAAS-50000 | 8 | 48 GB | 1500 GB disk |

For the vWAAS models noted below, follow these operating guidelines for CPU, memory, and disk storage:

- When using vWAAS-150 or vWAAS-200 with the KVM hypervisor, you must increase the default memory of 3 GB to 4 GB.
- When vWAAS-6000, 1300, 12000, or 50000 are used with Akamai Connect and when connections are more than 70% of TFO, response time will be on the higher side. Adding CPUs to these models when used with Akamai Connect may improve response time.
- [Table 1-3](#) shows where to find more information on specific vWAAS models and their applications.

Table 1-3 For More Information on Specific vWAAS Models

| vWAAS Model | For more information: |
|--|---|
| vWAAS-150 | <ul style="list-style-type: none"> See Cisco vWAAS-150 with Akamai Connect in Chapter 10, “Cisco vWAAS with Akamai Connect”. |
| vWAAS-6000-R | <ul style="list-style-type: none"> See Chapter 8, “Cisco vWAAS on Cisco ENCS 5400-W Series”. See Cisco vWAAS Bundled Image Upgrade for ENCS 5400 Series, with RMA Process for Cisco EOS/EOL WAVE Devices. |
| vWAAS-12000 and vWAAS-50000 | <ul style="list-style-type: none"> For information on vWAAS-12000 and vWAAS-50000 used with Akamai Connect, see Akamai Connect Cache Engine on Cisco Mid- and High-End Platforms in Chapter 10, “Cisco vWAAS with Akamai Connect”. |
| vWAAS models with Akamai Connect | <ul style="list-style-type: none"> For memory and disk storage requirements for vWAAS models with Akamai Connect, see Cisco vWAAS with Akamai Connect Hardware Requirements in Chapter 9, “Cisco vWAAS with Akamai Connect.” |
| vWAAS models on Cisco ENCS 5400 Series | <ul style="list-style-type: none"> See Chapter 7, “Cisco vWAAS on Cisco ENCS 5400-W Series”. See Cisco vWAAS Bundled Image Upgrade for ENCS 5400 Series, with RMA Process for Cisco EOS/EOL WAVE Devices. |

Cisco vWAAS-150000 for WAAS 6.4.1a


Cisco vWAAS-150000, available for vWAAS for WAAS Version 6.4.1a, supports 150,000 connections. [Table 1-4](#) shows specifications for Cisco vWAAS-150000.

Consider the following operating guidelines for Cisco vWAAS-150000:

- Cisco vWAAS-150000 replaces Cisco WAVE-8541, which has end-of-sale (EOS) and end-of-life (EOL) dates. For more information on WAVE-8541 EOS/EOL dates, see the [End-of-Sale and End-of-Life Announcement for the Cisco WAVE 294, 594, 694, 7541, 7571 and 8541](#).
- For vWAAS with WAAS Version 6.4.1a, the supported hypervisor for vWAAS-150000 is VMware ESXi Version 5.5 or later. For more information on vWAAS on the VMware ESXi hypervisor, see Chapter 4, “[Cisco vWAAS on VMware ESXi](#)”.
- Traffic interception methods used with vWAAS-150000 are AppNav, Policy-Based Routing (PBR), and Web Cache Communications Protocol (WCCP).
- Upgrading vWAAS-150000 to a version later than vWAAS for WAAS Version 6.4.1a is supported.
- Downgrading vWAAS-150000 to a version earlier than vWAAS for WAAS Version 6.4.1a is not supported.

Table 1-4 vWAAS-150000 Specifications

| Specification | Description |
|----------------------|---|
| Connections | 150,000 |
| Supported hypervisor | VMware ESXi Version 5.5 or later For more information on VMware ESXi, see Chapter 4, “ Cisco vWAAS on VMware ESXi ”. |

| Specification | Description |
|--|---|
| OVA Package | Cisco-WAAS-Unified-6.41a-b-6.ova For more information on Cisco unified OVA files, see Hypervisor-wise Unified OVA Package Format for vWAAS for WAAS Version 6.4.x and Later . |
| Supported Hardware Platform | Cisco UCS C240 M4/M5 Rack Server  Note The Cisco UCS C240 Rack Server offers SSD and HDD disk options. For use with vWAAS-150000, we recommend using <i>only</i> SSD disks. For more information, the Cisco UCS C220 M5 Rack Server, see the Cisco UCS C240 M4 Data Sheet and the Cisco UCS C240 M5 Data Sheet . |
| vCPUs | 24 |
| Memory | 96 GB |
| Flash Disk | 4 GB |
| Data Disk | 3 TB The data disk includes: <ul style="list-style-type: none"> • Object cache—700 GB • DRE cache—2 TB |
| (Optional) Akamai Connect Disk | 1.5 TB |
| Traffic Interception Methods Supported | vWAAS-150000 for WAAS Version 6.4.1a supports the following traffic interception methods: WCCP, AppNav, and PBR. |

VMware VMFS Block Size and vWAAS Disk Size

[Table 1-5](#) shows the VMware Virtual Machine File System (VMFS) block size and associated vWAAS maximum disk file size. For more information on VMware and vWAAS interoperability, see [Table 1-12](#).

Table 1-5 VMware VMFS Block Size and vWAAS Maximum File Size

| VMFS Block Size | vWAAS Maximum Disk File Size |
|-----------------|------------------------------|
| 1 MB | 256 GB |
| 2 MB | 512 GB |
| 4 MB | 1024 GB |
| 8 MB | 2046 GB |



Note

For vWAAS models that have a disk size greater than 256 GB, a VMFS block size greater than 1 MB is required.

Cisco vCM Models: Managed Nodes, vCPUs, Memory, and Disk Storage

Table 1-6 shows the number of managed nodes and disk storage for each vCM model, as well as the required and recommended number of vCPUs and the required and recommended memory capacity.



Note

Cisco vWAAS installation packages are configured with the minimal required amounts of CPU and memory resources to accommodate the various hypervisor setups. These minimal requirements are sufficient for initial setup and a limited number of nodes.

However, as the number of managed devices on your system increases, the Central Manager service can experience intermittent restarts or flapping—device states when under resource shortage. To remedy this, please configure the recommended values for number of CPUs and memory shown in Table 1-6.

Table 1-6 vCM Models: Managed Nodes, vCPUs, Memory, and Disk Storage

| vCM Model | Managed Nodes | Required vCPUs | Recommended vCPUs | Required Memory | Recommended Memory | Disk Storage |
|-----------|---------------|----------------|-------------------|-----------------|--------------------|--------------|
| vCM-100 | 100 | 2 | 2 | 2 GB | 3 GB | 250 GB |
| vCM-500 | 500 | 2 | 4 | 2 GB | 5 GB | 300 GB |
| vCM-1000 | 1000 | 2 | 6 | 4 GB | 8 GB | 400 GB |
| vCM-2000 | 2000 | 4 | 8 | 8 GB | 16 GB | 600 GB |

DRE Disk, Object Cache, and Akamai Connect Cache Capacity

This section contains the following topics:

- Table 1-7 shows the DRE disk capacity, default object cache capacity, and default Akamai Connect Cache capacity by WAVE model.
- Table 1-8 shows the DRE disk capacity, default object cache capacity, and default Akamai Connect Cache capacity by vWAAS model.
- For information on default and resized DRE disk capacity, object cache capacity, and Akamai Connect Cache capacity by vWAAS model, see Table 1-9.

Table 1-7 DRE Disk, Default OC, and Default Akamai Connect Cache by WAVE Model

| WAVE Model | DRE Disk Capacity | Default Object Cache Capacity | Default Akamai Connect Cache Capacity |
|-----------------|-------------------|-------------------------------|---------------------------------------|
| WAVE 294-4G | 40 GB | 102 GB | 59 GB |
| WAVE 294-4G-SSD | 40 GB | 57 GB | 55 GB |
| WAVE 294-8G | 55 GB | 77 GB | 65 GB |
| WAVE 294-8G-SSD | 55 GB | 46 GB | 47 GB |
| WAVE 594-8G | 80 GB | 143 GB | 200 GB |
| WAVE 594-8G-SSD | 80 GB | 125 GB | 125 GB |

vWAAS Resizing for WAAS Version 6.4.1a and Later

This section contains the following topics:

- [About vWAAS Resizing](#)
- [Resizing Guidelines: Upgrading to WAAS Version 6.4.1a and Later](#)
- [Resizing Guidelines: Installing WAAS 6.4.1a](#)
- [Resizing Guidelines by Hypervisor for WAAS 6.4.1b and Later](#)

About vWAAS Resizing

vWAAS for WAAS Version 6.4.1a and later requires additional resources, so we highly recommend that you resize CPU and memory resources, as shown in [Table 1-8](#), and resize DRE object cache and Akamai Connect Cache, as shown in [Table 1-9](#).



Caution

Resizing CPU and memory resources is highly recommended, although optional, for vWAAS models on all hypervisors. For vWAAS for WAAS 6.4.1b and later, options are provided during vWAAS deployment for you to choose either original or resized resources.

For vWAAS for WAAS Version 6.4.1b, you cannot deploy vWAAS-12000 or vWAAS-50000 in Microsoft Hyper-V with the original resources. For a successful deployment of vWAAS 12000 or vWAAS-50000 in Microsoft Hyper-V with original resources, do a new deployment with WAAS Version 6.4.1 or earlier, and then perform the bin upgrade to WAAS Version 6.4.1b.



Note

ISR-WAAS and vCM are not resized for vWAAS for WAAS Version 6.4.1a.

Resizing vWAAS on the recommended platforms enables vWAAS to scale to optimized TCP connections for the associated device, and to reduce CPU and RAM utilization.



Note

For optimum performance, we recommend you use the SSD disk with the UCS models listed in [Table 1-8](#).

Table 1-8 Resized vWAAS CPU and Memory Specifications for WAAS Version 6.4.1a and Later

| vWAAS Model | Original CPU | Resized CPU | Tested CPU Clock Speed | Original Memory | Resized Memory | Minimum Recommended Platform |
|-------------|--------------|-------------|------------------------|-----------------|----------------|------------------------------|
| vWAAS-150 | 1 CPU | 2 CPUs | 1.7 GHz | 3 GB | 4 GB | UCS-E140N-M2 |
| vWAAS-200 | 1 CPU | 2 CPUs | 1.8 GHz | 3 GB | 4 GB | UCS-E140S-M2 |
| vWAAS-750 | 2 CPUs | 4 CPUs | 1.8 GHz | 4 GB | 8 GB | UCS-E140S-M2 |
| vWAAS-1300 | 2 CPUs | 4 CPUs | 1.9 GHz | 6 GB | 12 GB | UCS-E160S-M3 |
| vWAAS-2500 | 4 CPUs | 6 CPUs | 1.9 GHz | 8 GB | 16 GB | UCS-E160S-M3 |
| vWAAS-6000 | 4 CPUs | 8 CPUs | 2.0 GHz | 11 GB | 24 GB | UCS-E180D-M3 |
| vWAAS-6000R | 4 CPUs | 8 CPUs | 2.0 GHz | 11 GB | 24 GB | UCS-E180D-M3 |

| vWAAS Model | Original CPU | Resized CPU | Tested CPU Clock Speed | Original Memory | Resized Memory | Minimum Recommended Platform |
|-------------|--------------|-------------|------------------------|-----------------|----------------|------------------------------|
| vWAAS-12000 | 4 CPUs | 12 CPUs | 2.6 GHz | 12 GB | 48 GB | UCS-C220 or UCS-C240 |
| vWAAS-50000 | 8 CPUs | 16 CPUs | 2.6 GHz | 48 GB | 72 GB | UCS-C220 or UCS-C240 |

Table 1-9 shows the default and resized DRE disk capacity, object cache capacity, and Akamai Connect cache capacity, by vWAAS model.

Table 1-9 Default and Resized DRE, OC, and Akamai Connect Cache, by vWAAS Model

| vWAAS Model | DRE Disk Capacity | Default Object Cache Capacity | Default Akamai Connect Cache Capacity |
|---------------------|-------------------|-------------------------------|---------------------------------------|
| vWAAS-150 | 52.3 GB | 52 GB | 30 GB |
| vWAAS-150 Resized | 51.25 GB | 52 GB | 30 GB |
| vWAAS-200 | 52.23 GB | 82 GB | 100 GB |
| vWAAS-200 Resized | 51.25 GB | 82 GB | 100 GB |
| vWAAS-750 | 96.75 GB | 122 GB | 250 GB |
| vWAAS-750 Resized | 92.75 GB | 122 GB | 250 GB |
| vWAAS-1300 | 140 GB | 122 GB | 300 GB |
| vWAAS-1300 Resized | 136.25 GB | 122 GB | 300 GB |
| vWAAS-2500 | 238 GB | 122 GB | 350 GB |
| vWAAS-2500 Resized | 223.25 GB | 122 GB | 350 GB |
| vWAAS-6000 | 320 GB | 122 GB | 400 GB |
| vWAAS-6000 Resized | 302.05 GB | 122 GB | 400 GB |
| vWAAS-6000R | 320 GB | 122 GB | 350 GB |
| vWAAS-6000R Resized | 302.05 GB | 122 GB | 350 GB |
| vWAAS-12000 | 450 GB | 226 GB | 750 GB |
| vWAAS-12000 Resized | 407.25 GB | 226 GB | 750 GB |
| vWAAS-50000 | 1000 GB | 227 GB | 850 GB |
| vWAAS-50000 Resized | 1000 GB | 227 GB | 850 GB |
| vWAAS-150000 | 1.95 T | 700 GB | 1500 GB |

Resizing Guidelines: Upgrading to WAAS Version 6.4.1a and Later

This section contains the following procedures:

- [Upgrading to WAAS Version 6.4.1a and Later with Existing CPU and Memory](#)
- [Upgrading to WAAS Version 6.4.1a and Later with Resized CPU and Memory](#)

Upgrading to WAAS Version 6.4.1a and Later with Existing CPU and Memory

You can use the CLI or the Central Manager to upgrade to WAAS Version 6.4.1a, with existing CPU and memory:

Using the CLI to perform the upgrade with existing CPU and memory:

1. During the upgrade, if the vCPU and memory resources are undersized, you will be prompted to resize these vWAAS parameters before the upgrade.
2. You can continue the upgrade procedure and retain the existing vWAAS resources.



Note For vWAAS for WAAS 6.4.1a only, after the upgrade there will be undersized-resource alarms for vCPU and memory for the vWAAS device. Use the **show alarms** command to display information undersized alarms for the vWAAS model.

Using the Central Manager to perform the upgrade with existing CPU and memory:

1. During the upgrade, if the vCPU and memory resources are undersized, there will be an informational note on the upgrade page, but there will not be a prompt to resize these vWAAS parameters before the upgrade.
2. You can continue the upgrade procedure and retain the existing vWAAS resources.



Note For vWAAS for WAAS 6.4.1a only, after the upgrade there will be undersized-resource alarms for vCPU and memory for the vWAAS device. Use the **show alarms** command to display information undersized alarms for the vWAAS model.

Upgrading to WAAS Version 6.4.1a and Later with Resized CPU and Memory

You can use the CLI or the Central Manager to upgrade to WAAS Version 6.4.1a, with resized CPU and memory:

Using the CLI to perform the upgrade with resized CPU and memory:

1. During the upgrade, if the vCPU and memory resources are undersized, you will be prompted to resize these vWAAS parameters before the upgrade.
2. You can then cancel the upgrade procedure.
3. After shutting down the vWAAS instance, manually increase the vCPU and memory, from the hypervisor, to meet your specifications.
 - To change settings in VMware ESXi: Navigate to **Edit Settings...** > **Hardware** tab.
 - To change settings in Microsoft Hyper-V: Navigate to **Virtual Machine** > **Settings...** > **Hardware**.
 - To change settings in RHEL KVM/CentOS:
 - a. Open **Virtual Manager**.
 - b. Navigate to **Virtual Machine** > **CPUs**.
 - c. Navigate to **Virtual Machine** > **Memory**.

- To change settings in Cisco NFVIS, for the Cisco vBranch solution:
 - a. Navigate to **VM Life Cycle > Image Repository > Profiles** and add another profile with: resized CPU, memory, and same disk size.
 - b. Navigate to **VM Life Cycle > Deploy > VM Details** and select the resized profile created.
 - c. Click **Deploy**.



Note *If you use the Route Manager Debugging (RMD) process with vBranch:* To ensure that the RMD process will start successfully in vBranch deployment, you must manually connect both the interfaces before starting the vWAAS.

- To change settings Microsoft Azure:
 - a. Navigate to **Deployments > Microsoft Template Overview > Custom Deployment**,
 - b. Navigate to **Home > Virtual Machines > vWAAS Instance > Size**.
4. Restart the upgrade procedure. With the resized vCPU and memory, the host should have sufficient resources for a successful upgrade.
 5. Resources will not change automatically in subsequent upgrades/downgrades of the system change, manual intervention is required to change the resource.

Using the Central Manager to perform the upgrade with resized CPU and memory:

1. During the upgrade, if the vCPU and memory resources are undersized, there will be an informational note on the upgrade page, but there will not be a prompt to resize these vWAAS parameters before the upgrade.



Note You cannot cancel the upgrade procedure, in process, from the Central Manager.

2. Resources will not change in subsequent upgrades/downgrades of the system.

Resizing Guidelines: Installing WAAS 6.4.1a

This section contains the following topics:

- [New Installation with Existing CPU and Memory](#)
- [New Installation with Resized CPU and Memory](#)

New Installation with Existing CPU and Memory

1. Install the vWAAS OVA with a WAAS version earlier than WAAS Version 6.4.1a, which, by default, will deploy with resized resource.
2. Upgrade to WAAS Version 6.4.1a and retain existing CPU and memory resources.
3. After installation is complete, there will be undersized-resource alarms for CPU and memory for the vWAAS device. You use the **show alarms** command to display information about undersized alarms for the vWAAS model.
4. After resources are upgraded, there will not be any automatic change in resources for subsequent upgrades/downgrades of the system.

New Installation with Resized CPU and Memory

1. Install vWAAS OVA with version WAAS 6.4.1a.
2. The host should have sufficient resources of resized CPU and resized memory for a successful deployment.
3. After resources are upgraded, there will not be any automatic change in resources for subsequent upgrades/downgrades of the system.

Resizing Guidelines by Hypervisor for WAAS 6.4.1b and Later

This section contains the following topics:

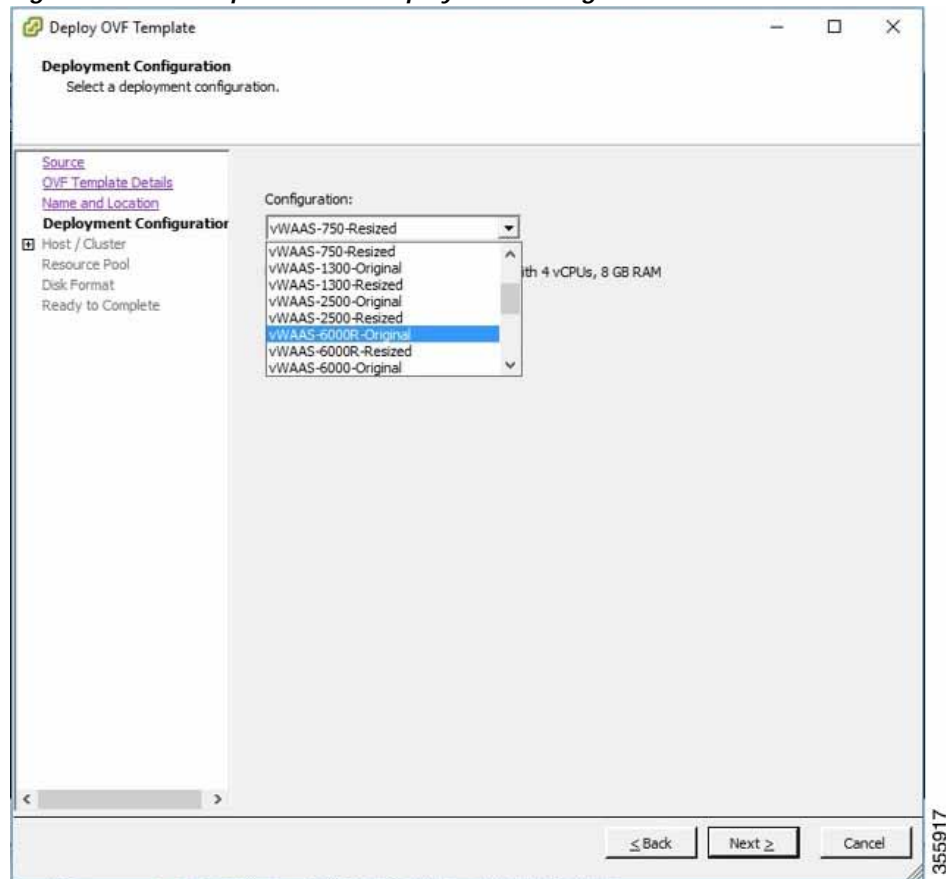
- [Resizing for vWAAS on VMware ESXi](#)
- [Resizing for vWAAS on Microsoft Hyper-V](#)
- [Resizing for vWAAS on RHEL CentOS or SUSE Linux](#)
- [Resizing for vWAAS on NFVIS](#)

Resizing for vWAAS on VMware ESXi

To resize CPU and memory for vWAAS on VMware ESXi, follow these steps:

-
- Step 1** From the vSphere Client, choose **Deploy OVF Template > Deployment Configuration** ([Figure 1-2](#)).

Figure 1-2 vSphere Client Deployment Configuration Screen



- Step 2** At the **Configuration** drop-down list, choose the vWAAS model for this hypervisor (Figure 1-2). For example, if you are choosing vWAAS-6000, you can choose **vWAAS-6000-Original** or **vWAAS-6000-Resized**.

Resizing for vWAAS on Microsoft Hyper-V

To resize CPU and memory for vWAAS on Microsoft Hyper-V, follow these steps:

- Step 1** Login to the WAAS Installer for Microsoft Hyper-V, which displays a list of supported WAAS models (Figure 1-3).

Figure 1-3 vWAAS and vCM Resources for vWAAS on Hyper-V

```

FS C:\Users\Administrator\Desktop\platform-hv\6.4.3-b555\Cisco-HyperV-vWAAS-unified-6.4.3-b555> .\deploy-cisco-vwaas-scv
m.ps1

----- Cisco WAAS Installer for Hyper-V -----

WAAS supports below models:
5.No  Model                Original Resources  Resized Resources
      Model                vCPU  MEMORY           vCPU  MEMORY
-----
1.    vWAAS-150            1      3GB              2      4GB
2.    vWAAS-200            1      3GB              2      4GB
3.    vWAAS-750            2      4GB              4      8GB
4.    vWAAS-1300           2      6GB              4     12GB
5.    vWAAS-2500           4      8GB              6     16GB
6.    vWAAS-6000R          4     11GB             8     24GB
7.    vWAAS-6000           4     11GB             8     24GB
8.    vWAAS-12000          4     12GB            12     48GB
9.    vWAAS-50000          8     48GB            16     72GB
10.   vCM-100N             2      2GB              NA     NA
11.   vCM-500N             2      2GB              NA     NA
12.   vCM-1000N           2      4GB              NA     NA
13.   vCM-2000H           4      8GB              NA     NA

Enter vWAAS/vCM model number to install[1]: 7
Do you want to install vWAAS-6000 with re-sized resources[y/n]: y

Script: C:\Users\Administrator\Desktop\platform-hv\6.4.3-b555\Cisco-HyperV-vWAAS-unified-6.4.3-b55
Loading System Center Virtual Machine Manager Powershell Module...
Powershell module loaded.

```

355918

- Step 2** At the **Enter vWAAS/vCM model to install** prompt, enter the line number for the model you want to install. For example, from the listing shown in Figure 1-3, entering **7** would select vWAAS-6000.
- Step 3** At the **Do you want to install vWAAS-6000 with resized resources [y/n]** prompt, enter **Y** to select resized resources.
- Step 4** After you select **Y**, the system displays the associated script, for example:

```

Script: C:\Users\Administrator\Desktop\platform-hv\6.4.3-b555\Cisco-HyperV-vWAAS-unified-6.4.3-b55
Loading System Center Virtual Machine Manager Powershell Module...
Powershell module loaded.

```

Resizing for vWAAS on RHEL CentOS or SUSE Linux

To resize CPU and memory for vWAAS on RHEL CentOS or on SUSE Linux, follow these steps:

- Step 1** At the **root@localhost** screen, enter the resizing launch script:
- ```
[root@localhost]# ./launch.sh nresized macvtap br-ex br-ext1
```
- Step 2** The system displays original and resized resources for each vWAAS model (Figure 1-4):

Figure 1-4 vWAAS and vCM Resources on CentOS or SUSE Linux

```
[root@localhost]# ./launch.sh nresized macvtap br-ex br-ext1
```

| SNO | MODEL NAME  | ORIGINAL RESOURCES |        | RESIZED RESOURCES |        |
|-----|-------------|--------------------|--------|-------------------|--------|
|     |             | CPU                | MEMORY | CPU               | MEMORY |
| 1.  | vWAAS 150   | 1                  | 4GB    | 2                 | 4GB    |
| 2.  | vWAAS 200   | 1                  | 4GB    | 2                 | 4GB    |
| 3.  | vWAAS 750   | 2                  | 4GB    | 4                 | 8GB    |
| 4.  | vWAAS 1300  | 2                  | 6GB    | 4                 | 12GB   |
| 5.  | vWAAS 2500  | 4                  | 8GB    | 6                 | 16GB   |
| 6.  | vWAAS 6000R | 4                  | 11GB   | 8                 | 24GB   |
| 7.  | vWAAS 6000  | 4                  | 11GB   | 8                 | 24GB   |
| 8.  | vWAAS 12000 | 4                  | 12GB   | 12                | 48GB   |
| 9.  | vWAAS 50000 | 8                  | 48GB   | 16                | 72GB   |
| 10. | vCM 100N    | 2                  | 2GB    | NA                | NA     |
| 11. | vCM 500N    | 2                  | 2GB    | NA                | NA     |
| 12. | vCM 1000N   | 2                  | 4GB    | NA                | NA     |
| 13. | vCM 2000N   | 4                  | 8GB    | NA                | NA     |

```
Select the model type :2
[root@localhost msannare]#

root@localhost msannare]# ./ezdeploy.sh
```

| SNO | MODEL NAME  | ORIGINAL RESOURCES |        | RESIZED RESOURCES |        |
|-----|-------------|--------------------|--------|-------------------|--------|
|     |             | CPU                | MEMORY | CPU               | MEMORY |
| 1.  | vWAAS 150   | 1                  | 4GB    | 2                 | 4GB    |
| 2.  | vWAAS 200   | 1                  | 4GB    | 2                 | 4GB    |
| 3.  | vWAAS 750   | 2                  | 4GB    | 4                 | 8GB    |
| 4.  | vWAAS 1300  | 2                  | 6GB    | 4                 | 12GB   |
| 5.  | vWAAS 2500  | 4                  | 8GB    | 6                 | 16GB   |
| 6.  | vWAAS 6000R | 4                  | 11GB   | 8                 | 24GB   |
| 7.  | vWAAS 6000  | 4                  | 11GB   | 8                 | 24GB   |

```
Select the model type :
[root@localhost]#
```

355921

- Step 3** At the **Select the model type** prompt, enter the line number of the model type for your system. For example, selecting 7 will select vWAAS-6000.

The system displays the message:

```
Do you want to install vWAAS-6000 with resized resources [y/n]
Enter Y to select resized resources.
```

- Step 4** Launch the EzDeploy script:

```
[root@localhost]# ./ezdeploy.sh
```

The EzDeploy script also displays both the original and resized resources as shown in [Figure 1-4](#).

- Step 5** The system deploys the selected model, with resized resources.

## Resizing for vWAAS on NFVIS

For resizing for vWAAS on NFVIS, install the vWAAS OVA with version WAAS 6.4.1b. [Figure 1-5](#) shows the NFVIS Profiles listing for original and resized vWAAS resources.

Figure 1-5 vWAAS Profiles Listing on vWAAS on NFVIS

| Image Name                                 | State  | Type  | Version    | Storage Location | Action |
|--------------------------------------------|--------|-------|------------|------------------|--------|
| Cisco-KVM-WAAS-Unified-6.4.1b-b29.1.tar.gz | ACTIVE | vWAAS | 6.4.1b-b29 | Internal         |        |

Showing 1 to 1 of 1 entries

Profiles

| Profile             | CPU | Memory (MB) | Disk (MB) | Source Image                               | Action |
|---------------------|-----|-------------|-----------|--------------------------------------------|--------|
| WAAAS-1300-Original | 2   | 6144        | 614400    | Cisco-KVM-WAAS-Unified-6.4.1b-b29.1.tar.gz |        |
| WAAAS-1300-Resized  | 4   | 12288       | 614400    | Cisco-KVM-WAAS-Unified-6.4.1b-b29.1.tar.gz |        |
| WAAAS-150-Original  | 1   | 4096        | 163840    | Cisco-KVM-WAAS-Unified-6.4.1b-b29.1.tar.gz |        |
| WAAAS-150-Resized   | 2   | 4096        | 163840    | Cisco-KVM-WAAS-Unified-6.4.1b-b29.1.tar.gz |        |
| WAAAS-200-Original  | 1   | 4096        | 266240    | Cisco-KVM-WAAS-Unified-6.4.1b-b29.1.tar.gz |        |

Showing 1 to 5 of 14 entries

355920

For information on resizing vWAAS on NFVIS, see the [Cisco Enterprise Network Function Virtualization Infrastructure Configuration Guide](#).

## OVA Package Files for vWAAS and vCM Models

Table 1-10 shows the OVA and NPE OVA file for each vWAAS model:

Table 1-10 OVA Package Files for vWAAS Models

| vWAAS Model | OVA Filename    | NPE OVA Filename               |
|-------------|-----------------|--------------------------------|
| vWAAS-150   | vWAAS-150.ova   | Cisco-WAAS-vWAAS-150-npe.ova   |
| vWAAS-200   | vWAAS-200.ova   | Cisco-WAAS-vWAAS-200-npe.ova   |
| vWAAS-750   | vWAAS-750.ova   | Cisco-WAAS-vWAAS-750-npe.ova   |
| vWAAS-1300  | vWAAS-1300.ova  | Cisco-WAAS-vWAAS-1300-npe.ova  |
| vWAAS-2500  | vWAAS-2500.ova  | Cisco-WAAS-vWAAS-2500-npe.ova  |
| vWAAS-6000  | vWAAS-6000.ova  | Cisco-WAAS-vWAAS-6000-npe.ova  |
| vWAAS-12000 | vWAAS-12000.ova | Cisco-WAAS-vWAAS-12000-npe.ova |
| vWAAS-50000 | vWAAS-50000.ova | Cisco-WAAS-vWAAS-50000-npe.ova |

Table 1-11 shows the OVA and NPE OVA file for each vCM model (all models are available with WAAS version 4.3.1 and later, except as noted):



**Table 1-11** OVA Package Files for vCM Models

| vCM Model | OVA Filename  | NPE OVA Filename             |
|-----------|---------------|------------------------------|
| vCM-100N  | vCM-100N.ova  | Cisco-WAAS-vCM-100N-npe.ova  |
| vCM-500N  | vCM-500N.ova  | Cisco-WAAS-vCM-500N-npe.ova  |
| vCM-1000N | vCM-1000N.ova | Cisco-WAAS-vCM-1000N-npe.ova |
| vCM-2000N | vCM-2000N.ova | Cisco-WAAS-vCM-2000N-npe.ova |

## Cisco Hardware Platforms Supported for vWAAS

This section contains the following topics:

- [Platforms Supported for vWAAS, by Hypervisor Type](#)
- [Components for Deploying vWAAS, by Hypervisor Type](#)
- [Components for Managing vWAAS, by Hypervisor Type](#)
- [Cisco UCS E-Series Servers and NCEs](#)
- [Cisco ENCS 5400 Series](#)

### Platforms Supported for vWAAS, by Hypervisor Type

For each hypervisor used with vWAAS, [Table 1-12](#) shows the types of platforms supported for vWAAS, including minimum WAAS version, host platform, and disk type.



**Note**

ISR-4321 with IOS-XE 16.9.x is supported for vWAAS for WAAS Version 6.4.1b and later.

Table 1-12 Platforms Supported for vWAAS, by Hypervisor Type

| Hypervisor          | PID and Device Type                                                                                                    | Minimum WAAS Version                                                                                                               | Host Platforms                                                                                                                                                                                                                                                         | Minimum Host Version                                                                       | Disk Type                                                                      |
|---------------------|------------------------------------------------------------------------------------------------------------------------|------------------------------------------------------------------------------------------------------------------------------------|------------------------------------------------------------------------------------------------------------------------------------------------------------------------------------------------------------------------------------------------------------------------|--------------------------------------------------------------------------------------------|--------------------------------------------------------------------------------|
| Cisco ISR-WAAS      | <ul style="list-style-type: none"> <li>• PID: OE-VWAAS-KVM</li> <li>• Device Type: ISR-WAAS</li> </ul>                 | <ul style="list-style-type: none"> <li>• 6.4.1b (ISR-4461)</li> <li>• 5.4.1</li> <li>• 5.2.1 (ISR-4451)</li> </ul>                 | <ul style="list-style-type: none"> <li>• ISR-4461 (vWAAS-750, 1300, 2500)</li> <li>• ISR-4451 (vWAAS-750, 1300, 2500)</li> <li>• ISR-4431 (vWAAS-750, 1300)</li> <li>• ISR-4351 (vWAAS-750)</li> <li>• ISR-4331 (vWAAS-750)</li> <li>• ISR-4321 (vWAAS-200)</li> </ul> | <ul style="list-style-type: none"> <li>• IOS-XE 3.9</li> </ul>                             | <ul style="list-style-type: none"> <li>• ISR-SSD</li> <li>• NIM-SSD</li> </ul> |
| Cisco NFVIS         | <ul style="list-style-type: none"> <li>• PID: OE-VWAAS-KVM</li> <li>• Device Type: OE-VWAAS-KVM</li> </ul>             | <ul style="list-style-type: none"> <li>• 6.2.x (Cisco UCS-E Series)</li> <li>• 6.4.1 (Cisco ENCS 5400 Series and Cisco)</li> </ul> | <ul style="list-style-type: none"> <li>• Cisco ENCS (Enterprise Network Compute System) 5400 Series</li> <li>• Cisco UCS-E Series</li> </ul>                                                                                                                           | <ul style="list-style-type: none"> <li>• NFV FC2</li> </ul>                                | <ul style="list-style-type: none"> <li>• virtio</li> </ul>                     |
| VMware vSphere ESXi | <ul style="list-style-type: none"> <li>• PID: OE-VWAAS-ESX</li> <li>• Device Type: OE-VWAAS-ESX</li> </ul>             | <ul style="list-style-type: none"> <li>• 5.0.3g</li> </ul>                                                                         | <ul style="list-style-type: none"> <li>• Cisco UCS (Unified Computing System)</li> <li>• Cisco UCS-E Series</li> </ul>                                                                                                                                                 | <ul style="list-style-type: none"> <li>• ESXi 5.0</li> </ul>                               | <ul style="list-style-type: none"> <li>• VMDK</li> </ul>                       |
| Microsoft Hyper-V   | <ul style="list-style-type: none"> <li>• PID: OE-VWAAS-HYPERV</li> <li>• Device Type: OE-VWAAS-HYPERV</li> </ul>       | <ul style="list-style-type: none"> <li>• 6.1.x</li> </ul>                                                                          | <ul style="list-style-type: none"> <li>• Cisco UCS</li> <li>• Cisco UCS-E Series</li> </ul>                                                                                                                                                                            | <ul style="list-style-type: none"> <li>• Microsoft Windows 2008 R2</li> </ul>              | <ul style="list-style-type: none"> <li>• VHD</li> </ul>                        |
| RHEL KVM            | <ul style="list-style-type: none"> <li>• PID: OE-VWAAS-KVM</li> <li>• Device Type: OE-VWAAS-KVM</li> </ul>             | <ul style="list-style-type: none"> <li>• 6.2.x</li> </ul>                                                                          | <ul style="list-style-type: none"> <li>• Cisco UCS</li> <li>• Cisco UCS-E Series</li> </ul>                                                                                                                                                                            | <ul style="list-style-type: none"> <li>• RHEL CentOS 7.1</li> </ul>                        | <ul style="list-style-type: none"> <li>• virtio</li> </ul>                     |
| SUSE Linux          | <ul style="list-style-type: none"> <li>• PID: OE-VWAAS-GEN-LINUX</li> <li>• Device Type: OE-VWAAS-GEN-LINUX</li> </ul> | <ul style="list-style-type: none"> <li>• 6.4.1b</li> </ul>                                                                         | <ul style="list-style-type: none"> <li>• Cisco UCS</li> <li>• Cisco UCS-E Series</li> </ul>                                                                                                                                                                            | <ul style="list-style-type: none"> <li>• SUSE Linux Enterprise Server (SLES) 12</li> </ul> | <ul style="list-style-type: none"> <li>• virtio</li> </ul>                     |
| Microsoft Azure     | <ul style="list-style-type: none"> <li>• PID: OE-VWAAS-AZURE</li> <li>• Device Type: OE-VWAAS-AZURE</li> </ul>         | <ul style="list-style-type: none"> <li>• 6.2.x</li> </ul>                                                                          | <ul style="list-style-type: none"> <li>• Microsoft Azure cloud</li> </ul>                                                                                                                                                                                              | <ul style="list-style-type: none"> <li>• N/A</li> </ul>                                    | <ul style="list-style-type: none"> <li>• VHD</li> </ul>                        |
| OpenStack           | <ul style="list-style-type: none"> <li>• PID: OE-VWAAS-OPENSTACK</li> <li>• Device Type: OE-VWAAS-OPENSTACK</li> </ul> | <ul style="list-style-type: none"> <li>• 6.4.1b</li> </ul>                                                                         | <ul style="list-style-type: none"> <li>• OpenStack cloud</li> </ul>                                                                                                                                                                                                    | <ul style="list-style-type: none"> <li>• OpenStack Mitaka</li> </ul>                       | <ul style="list-style-type: none"> <li>• virtio</li> </ul>                     |

## Components for Deploying vWAAS, by Hypervisor Type

For each hypervisor used with vWAAS, [Table 1-13](#) shows the components used to deploy vWAAS, including package format, deployment tool, pre-configuration tool (if needed), and network driver.

**Table 1-13** Components for Deploying vWAAS, by Hypervisor Type

| Hypervisor          | Package Format  | Deployment Tool                    | Pre-Configuration          | Network Driver |
|---------------------|-----------------|------------------------------------|----------------------------|----------------|
| Cisco ISR-WAAS      | • OVA           | • Ezconfig                         | • onep                     | • virtio_net   |
| Cisco NFVIS         | • TAR           | • NFVIS                            | • Bootstrap<br>Day0 config | • virtio_net   |
| VMware vSphere ESXi | • OVA           | • ---                              | • ---                      | • vmxnet3      |
| Microsoft HyperV    | • Zip           | • Powershell script                | • ---                      | • netvsc       |
| RHEL KVM            | • TAR           | • EZdeploy<br>• launch.sh          | • ---                      | • virtio_net   |
| SUSE Linux          | • TAR           | • EZdeploy<br>• launch.sh          | • ---                      | • virtio_net   |
| Microsoft Azure     | • JSON template | • ---                              | • ---                      | • netvsc       |
| OpenStack           | • TAR           | • OpenStack portal<br>(Horizon U1) | • ---                      | • virtio_net   |



Note

Cisco Virtual Interface Cards (VICs) are not qualified for vWAAS.

## Components for Managing vWAAS, by Hypervisor Type

For each hypervisor used with vWAAS, [Table 1-14](#) shows the components used to manage vWAAS, including vCM model, vWAAS model, number of instances supported, and traffic interception method used.

**Table 1-14** Components for Managing vWAAS, by Hypervisor Type

| Hypervisor     | vCM Models Supported | vWAAS Models Supported             | Number of Instances Supported | Traffic Interception Method                                    |
|----------------|----------------------|------------------------------------|-------------------------------|----------------------------------------------------------------|
| Cisco ISR-WAAS | • N/A                | • vWAAS-200, 750, 1300, 2500       | • 1                           | • AppNav-XE                                                    |
| Cisco NFVIS    | • N/A                | • vWAAS-200, 750, 1300, 2500, 6000 | • 1                           | • WCCP<br>• APPNav-XE<br>• Inline (with WAAS v6.2.1 and later) |

| Hypervisor          | vCM Models Supported       | vWAAS Models Supported                                | Number of Instances Supported | Traffic Interception Method                                    |
|---------------------|----------------------------|-------------------------------------------------------|-------------------------------|----------------------------------------------------------------|
| VMware vSphere ESXi | • vCM-100, 500, 1000, 2000 | • vWAAS-150, 200, 750, 1300, 2500, 6000, 12000, 50000 | • many                        | • WCCP<br>• APPNav-XE                                          |
| Microsoft HyperV    | • vCM-100, 500, 1000, 2000 | • vWAAS-150, 200, 750, 1300, 2500, 6000, 12000, 50000 | • many                        | • WCCP<br>• APPNav-XE                                          |
| RHEL KVM            | • vCM-100, 500, 1000, 2000 | • vWAAS-150, 200, 750, 1300, 2500, 6000, 12000, 50000 | • many                        | • WCCP<br>• APPNav-XE<br>• Inline (with WAAS v6.2.1 and later) |
| SUSE Linux          | • vCM-100, 500, 1000, 2000 | • vWAAS-150, 200, 750, 1300, 2500, 6000, 12000, 50000 | • many                        | • WCCP<br>• APPNav-XE                                          |
| Microsoft Azure     | • N/A                      | • vWAAS-200, 750, 1300, 2500, 6000, 12000             | • 1                           | • Routed mode (with WAAS v6.2.1 and later)                     |
| OpenStack           | • vCM-100, 500, 1000, 2000 | • vWAAS-150, 200, 750, 1300, 2500, 6000, 12000, 50000 | • many                        | • WCCP<br>• APPNav-XE                                          |

## Cisco UCS E-Series Servers and NCEs

This section has the following topics:

- [vWAAS and Cisco UCS E-Series Interoperability](#)
- [vWAAS and Cisco UCS E-Series Memory Guidelines and Requirements](#)

### vWAAS and Cisco UCS E-Series Interoperability

Cisco UCS E-Series servers and UCS E-Series Network Compute Engines (NCEs) provide platforms for Cisco vWAAS and Cisco ISR routers. [Table 1-15](#) shows the supported operating systems, Hypervisors, Cisco ISR routers, and minimum version of IOS-XE used.

**Table 1-15** vWAAS and UCS E-Series Interoperability

| Cisco UCS E-Series   | Supported Operating Systems for vWAAS                                                                                                                                                                                                    | Supported Hypervisors for vWAAS                                                                                                                                                       | Supported Cisco ISR Routers for vWAAS                                                                        | Minimum IOS -XE Version                                                                          |
|----------------------|------------------------------------------------------------------------------------------------------------------------------------------------------------------------------------------------------------------------------------------|---------------------------------------------------------------------------------------------------------------------------------------------------------------------------------------|--------------------------------------------------------------------------------------------------------------|--------------------------------------------------------------------------------------------------|
| UCS E-Series Servers | <ul style="list-style-type: none"> <li>Microsoft Windows Server 2008 R2, 2012, and 2012 R2</li> <li>RHEL (Red Hat Enterprise Linux) 7.1 and later</li> <li>Linux CentOS (Community Enterprise Operating System) 7.1 and later</li> </ul> | <ul style="list-style-type: none"> <li>Microsoft Hyper-V 2008 R2, 2012, and 2012 R2</li> <li>VMware vSphere ESXi 5.5 and 6.0</li> <li>KVM for RHEL or CentOS 7.1 and later</li> </ul> | <ul style="list-style-type: none"> <li>ISR-4331, ISR-4351, ISR-4451, ISR-4461</li> </ul>                     | <ul style="list-style-type: none"> <li>3.10</li> </ul>                                           |
| UCS E-Series NCEs    | <ul style="list-style-type: none"> <li>Microsoft Windows Server (2012 R2)</li> <li>RHEL 7.1 and later</li> <li>Linux CentOS 7.1 and later</li> </ul>                                                                                     | <ul style="list-style-type: none"> <li>Microsoft Hyper-V 2012 R2</li> <li>VMware vSphere ESXi 5.5 and 6.0</li> <li>KVM for RHEL or CentOS 7.1 and later</li> </ul>                    | <ul style="list-style-type: none"> <li>ISR-4321, ISR-4331, ISR-4351, ISR-4431, ISR-4451, ISR-4461</li> </ul> | <ul style="list-style-type: none"> <li>3.10 (UCS-EN120S)</li> <li>3.15.1 (UCS-EN140N)</li> </ul> |

## vWAAS and Cisco UCS E-Series Memory Guidelines and Requirements

Table 1-16 shows memory and disk storage capacity for Cisco UCS E-Servers NCEs. When calculating memory requirements for your vWAAS system, include the following parameters:

- A minimum of 2 GB of memory is needed for VMware v5.0, v5.1, or v6.0.
- A minimum of 4 GB of memory is needed for VMware v5.5.
- You must also allocate memory overhead for vCPU memory. The amount is dependent on the number of vCPUs for your system: 1, 2, 4, or 8 vCPUs.



**Note** For information on vCPUs, ESXi server datastore memory, and disk space by vWAAS model and vCM model, see Table 4-3 and Table 4-4 in Chapter 4, “Cisco vWAAS on VMware ESXi”.

**Example1:** A deployment of vWAAS-750 on the UCS-E140S, using VMware v6.0.

1. UCS-E140S has a default value of 8 GB memory (which can be expanded to 48 GB).
2. vWAAS-750 requires 6 GB memory + VMware v6.0 requires 2 GB memory = 8 GB memory, which is below the default memory capacity of the UCS-E140S.
3. You can deploy vWAAS-750 on the UCS-E140S without adding additional memory to the UCS-E140S DRAM.

**Example1:** A deployment of vWAAS-1300 on the UCS-E140S, using VMware v6.0.

1. UCS-E140S has a default value of 8 GB DRAM, (which can be expanded to 48 GB).
2. vWAAS-1300 requires 6 GB memory + VMware v6.0 requires 2 GB DRAM = 8 GB memory, which equals the memory capacity of UCS-E140S.
3. To deploy vWAAS-1300 on the UCS-E140S, you must add additional memory to the UCS-E140S memory.

**Note**

For the vWAAS datastore, you can use either SAN storage or local storage on the ESXi server. NAS (Network-Attached Storage) storage should only be used in nonproduction scenarios (for test purposes, for example).

**Table 1-16** Memory and Disk Storage for Cisco UCS E-Servers NCEs

| Cisco UCS E-Series Server (E) or NCE (EN)         | Memory                          | Disk Storage                                                                                                                                                                                                                                        |
|---------------------------------------------------|---------------------------------|-----------------------------------------------------------------------------------------------------------------------------------------------------------------------------------------------------------------------------------------------------|
| UCS-E140S<br>(single-wide blade)                  | Default: 8 GB<br>Maximum: 16 GB | Up to two of the following: <ul style="list-style-type: none"> <li>• 7200-RPM SATA: 1 TB</li> <li>• 10,000-RPM SAS: 900 GB</li> <li>• 10,000-RPM SAS SED: 600 GB</li> <li>• SAS SSD SLC: 200 GB</li> <li>• SAS SSD eMLC: 200 or 400 GB</li> </ul>   |
| UCS-EN120S<br>(single-wide blade)                 | Default: 4GB<br>Maximum: 16 GB  | Up to two of the following: <ul style="list-style-type: none"> <li>• 7200-RPM SATA: 500 GB</li> <li>• 7200-RPM SATA: 1 TB</li> <li>• 10,000-RPM SAS: 900 GB</li> </ul>                                                                              |
| UCS-E140DP<br>(double-wide blade with PCIe cards) | Default: 8 GB<br>Maximum: 48 GB | Up to two of the following: <ul style="list-style-type: none"> <li>• 7200-RPM SATA: 1 TB</li> <li>• 10,000-RPM SAS: 900 GB</li> <li>• 10,000-RPM SAS SED: 600 GB</li> <li>• SAS SSD SLC: 200 GB</li> <li>• SAS SSD eMLC: 200 or 400 GB</li> </ul>   |
| UCS-E140D<br>(double-wide blade)                  | Default: 8 GB<br>Maximum: 48 GB | Up to three of the following: <ul style="list-style-type: none"> <li>• 7200-RPM SATA: 1 TB</li> <li>• 10,000-RPM SAS: 900 GB</li> <li>• 10,000-RPM SAS SED: 600 GB</li> <li>• SAS SSD SLC: 200 GB</li> <li>• SAS SSD eMLC: 200 or 400 GB</li> </ul> |
| UCS-EN40N<br>(Network Interface Module)           |                                 | One of the following mSATA SSD drives: <ul style="list-style-type: none"> <li>• mSATA SSD drive: 50 GB</li> <li>• mSATA SSD drive: 100 GB</li> <li>• mSATA SSD drive: 200 GB</li> </ul>                                                             |

| Cisco UCS E-Series Server (E) or NCE (EN)         | Memory                          | Disk Storage                                                                                                                                                                                                                                                                          |
|---------------------------------------------------|---------------------------------|---------------------------------------------------------------------------------------------------------------------------------------------------------------------------------------------------------------------------------------------------------------------------------------|
| UCS-E160DP<br>(double-wide blade with PCIe cards) | Default: 8 GB<br>Maximum: 48 GB | Up to two of the following: <ul style="list-style-type: none"> <li>• 7200-RPM SATA: 1 TB</li> <li>• 10,000-RPM SAS: 900 GB</li> <li>• 10,000-RPM SAS SED: 600 GB</li> <li>• SAS SSD SLC: 200 GB</li> <li>• SAS SSD eMLC: 200 or 400 GB</li> </ul>                                     |
| UCS-E160D<br>(double-wide blade)                  | Default: 8 GB<br>Maximum: 96 GB | Up to three of the following: <ul style="list-style-type: none"> <li>• 7200-RPM SATA: 1 TB</li> <li>• 10,000-RPM SAS: 900 GB</li> <li>• 10,000-RPM SAS SED: 600 GB</li> <li>• SAS SSD SLC: 200 GB</li> <li>• SAS SSD eMLC: 200 or 400 GB</li> </ul>                                   |
| UCS-E180D<br>(double-wide blade)                  | Default: 8 GB<br>Maximum: 96GB  | Up to three of the following: <ul style="list-style-type: none"> <li>• 7200-RPM SATA: 1 TB</li> <li>• 10,000-RPM SAS: 1.8 TB</li> <li>• 10,000-RPM SAS: 900 GB</li> <li>• 10,000-RPM SAS SED: 600 GB</li> <li>• SAS SSD SLC: 200 GB</li> <li>• SAS SSD eMLC: 200 or 400 GB</li> </ul> |

## Cisco ENCS 5400 Series

This section contains the following topics:

- [About the Cisco ENCS 5400 Series](#)
- [ENCS 5400 Series Hardware Features and Specifications](#)

### About the Cisco ENCS 5400 Series

The Cisco Enterprise Network Compute System (ENCS) 5400 Series is designed for the Cisco Enterprise Network Functions Virtualization (NFV) solution, and is available for vWAAS for WAAS Version 6.4.1 and later.

The ENCS 5400 Series—ENCS-5406/K9, 5408/K9, and 5412/K9—is an x86 hybrid platform for branch deployment and for hosting WAAS applications. This high-performance unit achieves this goal by providing the infrastructure to deploy virtualized network functions while at the same time acting as a server that addresses processing, workload, and storage challenges.

For more information on the Cisco ENCS 5400 series, see the [Cisco 5400 Enterprise Network Compute System Data Sheet](#).

For information on vWAAS with NFVIS on the ENCS 5400 Series, see Chapter 7, “[Cisco vWAAS with Cisco Enterprise NFVIS](#)”.

## ENCS 5400 Series Hardware Features and Specifications

Table 1-17 shows specifications that apply to all three ENCS 5400 series models. For views of the Cisco ENCS 5400 Series and further information, see the [Cisco 5400 Enterprise Network Compute System Data Sheet](#).

**Table 1-17 ENCS 5400 Series Features and Specifications**

| ENCS 5400 Feature/Specification | Description                                                                                                                                                                                                                                                                                                                                                            |
|---------------------------------|------------------------------------------------------------------------------------------------------------------------------------------------------------------------------------------------------------------------------------------------------------------------------------------------------------------------------------------------------------------------|
| vWAAS models supported          | One of the following configurations: <ul style="list-style-type: none"> <li>ENCS-5406/K9 supports vWAAS 200, vWAAS-750</li> <li>ENCS-5408/K9 supports vWAAS-1300</li> <li>ENCS-5412/K9 supports vWAAS-2500, vWAAS-6000-R</li> </ul>                                                                                                                                    |
| CPU                             | One of the following specifications: <ul style="list-style-type: none"> <li>ENCS-5406/K9:<br/>Intel Xeon Processor D-1528 (6-core, 1.9 GHz, and 9 MB cache)</li> <li>ENCS-5408/K9:<br/>Intel Xeon Processor D-1548 (8-core, 2.0 GHz, and 12 MB cache)</li> <li>ENCS-5412/K9:<br/>Intel Xeon Processor D-1557 (12-core, 1.5 GHz, and 18 MB cache)</li> </ul>            |
| BIOS                            | Version 2.4                                                                                                                                                                                                                                                                                                                                                            |
| Cisco NFVIS on KVM hypervisor   | KVM hypervisor Version 3.10.0-327.el7.x86_64                                                                                                                                                                                                                                                                                                                           |
| CIMC                            | Version 3.2                                                                                                                                                                                                                                                                                                                                                            |
| Network Controller              | Intel FTX710-AM2                                                                                                                                                                                                                                                                                                                                                       |
| WAN Ethernet port               | Intel i350 dual port                                                                                                                                                                                                                                                                                                                                                   |
| DIMM                            | Two DDR4 dual in-line memory module (DIMM) slots, for ENCS models with the following capacities: <ul style="list-style-type: none"> <li>ENCS 5406-W—16 GB</li> <li>ENCS-5408-W—16 GB</li> <li>ENCS-5412-W—32 GB</li> </ul> <p>The memory module in each of the slots can be upgraded to a maximum of 32 GB, so that you can have a maximum capacity of 64 GB DIMM.</p> |
| Gigabit Ethernet ports          | Two Gigabit Ethernet ports—For each RJ45 port, there is a corresponding fiber optic port. At a given time, you can use either the RJ45 connection or the corresponding fiber optic port.                                                                                                                                                                               |
| NIM                             | One Network Interface Module (NIM) expansion slot—You can install a NIM in the NIM slot, or if the slot is not needed, you can remove the NIM from the NIM module. Each ENCS 5400 model supports one NIM slot, for a Cisco 4-port 1G fail-to-wire NIM card.                                                                                                            |
| Management Controller           | Ethernet management port for Cisco Integrated Management Controller (CIMC), which monitors the health of the entire system.                                                                                                                                                                                                                                            |



| ENCS 5400 Feature/Specification | Description                                                                                                                                   |
|---------------------------------|-----------------------------------------------------------------------------------------------------------------------------------------------|
| HDD Storage                     | Although there are two hot-swappable HDD slots, we do not recommend HDD storage for the ENCS 5400 Series.                                     |
| SSD Storage                     | <ul style="list-style-type: none"> <li>No RAID and 1 960 GB SSD</li> <li>RAID-1 and 2 SSDs (960 GB SSD)</li> </ul>                            |
| Offload Capabilities            | Optional crypto module to provide offload capabilities to optimize CPU resources like VM-to-VM traffic and to maintain open software support. |

## Hypervisors Supported for Cisco vWAAS and vCM

Here is an overview of hypervisors are supported for Cisco vWAAS and vCM.

- **Cisco ISR-WAAS**

ISR-WAAS is the specific implementation of vWAAS running in a Cisco IOS-XE Software container on a Cisco ISR 4000 Series router (ISR-4321, ISR-4331, ISR-4351, ISR-4431, ISR-4451, ISR-4461). In this context, “container” refers to the hypervisor that runs virtualized applications on a Cisco ISR 4000 Series router.



**Note** ISR-4461 is supported for vWAAS for WAAS 6.4.1b and later.

For more information, see Chapter 3, “[Cisco vWAAS on Cisco ISR-WAAS](#)”.

- **VMware ESXi**

Cisco vWAAS for VMware ESXi provides cloud-based application delivery service over the WAN in ESX/ESXi-based environments. Cisco vWAAS on VMware vSphere ESXi is delivered as an OVA file. The vSphere client takes the OVA file for a specified vWAAS model, and deploys an instance of that vWAAS model.

For more information, see Chapter 4, “[Cisco vWAAS on VMware ESXi](#)”.

- **Microsoft Hyper-V**

Microsoft Hyper-V, available for vWAAS with WAAS Version 6.1.x and later, provides virtualization services through hypervisor-based emulations.

Cisco vWAAS on Microsoft Hyper-V extends Cisco networking benefits to Microsoft Windows Server Hyper-V deployments.

Microsoft HyperV, Chapter 5, “[Cisco vWAAS on Microsoft Hyper-V](#)”.

- **RHEL KVM and KVM CentOS**

Cisco vWAAS on RHEL KVM (Red Hat Enterprise Linux Kernel-based Virtual Machine) is a virtual WAAS appliance that runs on a RHEL KVM hypervisor. Cisco vWAAS on RHEL KVM extends the capabilities of ISR-WAAS and vWAAS running on the Cisco UCS E-Series Servers.

- Cisco vWAAS on RHEL KVM is available for vWAAS with WAAS Version 6.2.1 and later,
- Cisco vWAAS on KVM on CentOS (Linux Community Enterprise Operating System) is available for vWAAS with WAAS version 6.2.3x and later.



**Note** Cisco vWAAS on RHEL KVM can also be deployed as a tar archive (tar.gz) to deploy Cisco vWAAS on Cisco Network Functions Virtualization Infrastructure Software (NFVIS). The NFVIS portal is used to select the tar.gz file to deploy vWAAS.

For more information, see Chapter 6, “[Cisco vWAAS on RHEL KVM and KVM CentOS](#)”.

- **Cisco Enterprise NFVIS**

Cisco Enterprise NFV Infrastructure Software (NFVIS) offers flexibility and choice in deployment and platform options for the Cisco Enterprise NFV solution. By virtualizing and abstracting the network services from the underlying hardware, NFVIS allows virtual network functions (VNFs) to be managed independently and to be provisioned dynamically.

- For vWAAS on WAAS Version 5.x to 6.2.x, Cisco NFVIS is available for vWAAS running on Cisco UCS E-Series Servers.
- For vWAAS on WAAS Version 6.4.1 and later, Cisco NFVIS is available for vWAAS running on Cisco UCS E-Series Servers and the Cisco ENCS 5400 Series.

For more information, see Chapter 9, “[Cisco vWAAS with Cisco Enterprise NFVIS](#)”.

## Hypervisor OVA Packages for vWAAS

This section contains the following topics:

- [Hypervisor OVA Package Format for vWAAS for WAAS Versions 5.x to 6.2.x](#)
- [Hypervisor-wise Unified OVA Package Format for vWAAS for WAAS Version 6.4.x and Later](#)

### Hypervisor OVA Package Format for vWAAS for WAAS Versions 5.x to 6.2.x

For vWAAS for WAAS Versions 5.x to 6.2.x, Cisco provides an OVA package for an NPE and non-NPE version for each vWAAS model connection profile.

For a listing of hypervisor-wise NPE and non-NPE OVA files for vWAAS or vCM, see the [Cisco Wide Area Application Services \(WAAS\) Download Software Page](#) and select the WAAS software version used with your vWAAS instance.

[Table 1-18](#) shows the file formats for hypervisors supported for vWAAS and vCM, for WAAS Version 5.x to 6.2.x.

**Table 1-18** File Formats for OVA Packages for vWAAS and vCM for WAAS Version 5.x to 6.2.x

| vWAAS or vCM | Hypervisor Support | File Format | NPE File Format | Sample Image and NPE Image Filename Formats                                                                                                                                                                                                                                                   |
|--------------|--------------------|-------------|-----------------|-----------------------------------------------------------------------------------------------------------------------------------------------------------------------------------------------------------------------------------------------------------------------------------------------|
| vWAAS        | VMware ESXi        | .ova        | .ova            | <ul style="list-style-type: none"> <li>Cisco-vWAAS-750-6.2.3d-b-68.ova</li> <li>Cisco-vWAAS-750-6.2.3d-npe-b-68.ova</li> <li>For more information on this filename format, see <a href="#">OVA Package for vWAAS on VMware ESXi for WAAS Version 5.x to 6.2.x</a>.</li> </ul>                 |
|              | Microsoft Hyper-V  | .zip        | .zip            | <ul style="list-style-type: none"> <li>Hv-Cisco-vWAAS-750-6.2.3d-b-68.zip</li> <li>Hv-Cisco-vWAAS-750-6.2.3d-npe-b-68.zip</li> <li>For more information on this filename format, see <a href="#">OVA Package for vWAAS on Hyper-v for WAAS Version 5.x to 6.2.x</a>.</li> </ul>               |
|              | RHEL KVM           | .tar.gz     | .tar.gz         | <ul style="list-style-type: none"> <li>Cisco-KVM-vWAAS-750-6.2.3d-b-68.tar.gz</li> <li>Cisco-KVM-vWAAS-750-6.2.3d-b-68-npe.tar.gz</li> <li>For more information on this filename format, see <a href="#">Tar Archive Package for vWAAS on KVM for WAAS Version 5.x to 6.2.x</a>.</li> </ul>   |
| vCM          | VMware ESXi        | .ova        | .ova            | <ul style="list-style-type: none"> <li>Cisco-vCM-100N-6.2.3d-b-68.ova</li> <li>Cisco-vCM-100N-6.2.3d-npe-b-68.ova</li> <li>For more information on this filename format, see <a href="#">OVA Package for vWAAS on VMware ESXi for WAAS Version 5.x to 6.2.x</a>.</li> </ul>                   |
|              | Microsoft Hyper-V  | N/A         | .zip            | <ul style="list-style-type: none"> <li>Hv-Cisco-100N-6.2.3d-b-68.zip</li> <li>Hv-Cisco-100N-6.2.3d-npe-b-68.zip</li> <li>For more information on this filename format, see <a href="#">OVA Package for vWAAS on Hyper-v for WAAS Version 5.x to 6.2.x</a>.</li> </ul>                         |
|              | RHEL KVM           | .tar.gz     | .tar.gz         | <ul style="list-style-type: none"> <li>Cisco-KVM-vCM-100N-6.2.3d-b-68.tar.gz</li> <li>Cisco-KVM-vCM-100N-6.2.3d-npe-b-68-npe.tar.gz</li> <li>For more information on this filename format, see <a href="#">Tar Archive Package for vWAAS on KVM for WAAS Version 5.x to 6.2.x</a>.</li> </ul> |

## Hypervisor-wise Unified OVA Package Format for vWAAS for WAAS Version 6.4.x and Later

For vWAAS with WAAS Version 6.4.x and later, Cisco provides a single unified OVA package, one each for the NPE and non-NPE version of the WAAS image for all the vWAAS and vCM models for that Hypervisor.

Each unified OVA package file provides an option to select a vWAAS or vCM model and other required parameters to launch vWAAS or vCM with WAAS in the required configuration.

[Table 1-19](#) shows the unified OVA filename formats supported for hypervisors, appliances, vWAAS models, and vCM models.



### Note

On VMware ESXi, the OVA deployment for WAAS Version 6.4.1 and later must be done only through VMware vCenter.

For a listing of hypervisor-wise NPE and non-NPE OVA files for vWAAS or vCM, see the [Cisco Wide Area Application Services \(WAAS\) Download Software Page](#) and select the WAAS software version for your vWAAS instance.

**Table 1-19 Unified OVA Filename Format Supported for Hypervisors, Appliances, vWAAS Models, and vCM Models**

| Unified OVA Filename Format                     | Hypervisor or Appliance | Supported vWAAS Models                                                                                                 | Supported vCM Models                 |
|-------------------------------------------------|-------------------------|------------------------------------------------------------------------------------------------------------------------|--------------------------------------|
| Cisco-WAAS-Unified-6.4.1-b-36.ova               | VMware ESXi             | vWAAS-150, vWAAS-200, WAAS-750, vWAAS-1300, vWAAS-2500, vWAAS-6000, vWAAS-6000R, WAAS-12000, vWAAS-50000, vWAAS-150000 | vCM-100, vCM-500, vCM-1000, vCM-2000 |
| Cisco-WAAS-Unified-6.4.1-b-36-npe.ova           |                         |                                                                                                                        |                                      |
| Cisco-HyperV-vWAAS-unified-6.4.1-b-36.zip       | Microsoft Hyper-V       | vWAAS-150, vWAAS-200, WAAS-750, vWAAS-1300, vWAAS-2500, vWAAS-6000, vWAAS-6000R, WAAS-12000, vWAAS-50000               | vCM-100, vCM-500, vCM-1000, vCM-2000 |
| Cisco-HyperV-vWAAS-unified-6.4.1-b-36-npe.zip   |                         |                                                                                                                        |                                      |
| Cisco-KVM-vWAAS-Unified-6.4.1-b-36.tar.gz       | KVM CentOS              | vWAAS-150, vWAAS-200, WAAS-750, vWAAS-1300, vWAAS-2500, vWAAS-6000, vWAAS-6000R, WAAS-12000, vWAAS-50000               | vCM-100, vCM-500, vCM-1000, vCM-2000 |
| Cisco-KVM-vWAAS-Unified-6.4.1-b-36-npe.tar.gz   |                         |                                                                                                                        |                                      |
| Cisco-KVM-vWAAS-Unified-6.4.1-b-36.tar.gz       | Cisco NFVIS vBranch     | vWAAS-150, vWAAS-200, WAAS-750, vWAAS-1300, vWAAS-2500, vWAAS-6000, vWAAS-6000R                                        | Not supported                        |
| Cisco-KVM-vWAAS-Unified-6.4.1-b-36-npe.tar.gz   |                         |                                                                                                                        |                                      |
| Cisco_NFVIS_3.7.1-FC3_WAAS-6.4.1-b36.iso.tar    | Cisco ENCS-/K9          | vWAAS-200, WAAS-750, vWAAS-1300, vWAAS-2500, vWAAS-6000R                                                               | Not supported                        |
| Cisco_NFVIS_3.7.1-FC3_WAASNPE-6.4.1-b36.iso.tar |                         |                                                                                                                        |                                      |
| ISR-WAAS-6.4.1.36.ova                           | Cisco ISR-WAAS          | vWAAS-200, WAAS-750, vWAAS-1300, vWAAS-2500                                                                            | Not supported                        |
| ISR-WAAS-6.4.1.36-npe.ova                       |                         |                                                                                                                        |                                      |

## Cloud Platforms Supported for vWAAS

Cisco vWAAS supports the following cloud computing platforms:

- Microsoft Azure—Used with vCM and vWAAS models supported on Microsoft Hyper-V. Cisco vWAAS in Azure is supported for vWAAS with WAAS Version 6.2.1x and later.
- OpenStack—Used with vCM and vWAAS models supported on KVM on CentOS, Cisco vWAAS in OpenStack is supported for vWAAS for WAAS Version 6.4.1b and later.

For more information, see Chapter 11, “[Cisco vWAAS in Cloud Computing Systems](#)”.