



Overview

- [Overview, on page 1](#)
- [External Features, on page 2](#)
- [Component Location, on page 4](#)
- [Summary of Node Features, on page 6](#)

Overview

Cisco HyperFlex C225 M6 node is a one-rack unit node that can be used standalone, or as part of the Cisco HyperFlex (HX) System, which unifies computing, networking, management, virtualization, and storage access into a single integrated architecture. Cisco HX also enables end-to-end server visibility, management, and control in both bare metal and virtualized environments.

Cisco HyperFlex C225 M6 Server is orderable in two versions:

- Small form-factor (SFF) drives version (HX-C225-M6S), with 10-drive HDD back-plane front panel configuration:
 - Front-loading drive bays 1—10 support 2.5-inch SAS/SATA drives.
 - Optionally, front-loading drive bays 1 to 4 support 2.5-inch SSDs .

Following PCIe Riser combinations are available:

- One half-height riser card in PCIe Riser 1
- Three half-height riser cards in PCIe Riser 1, 2, 3
- Two full-height riser cards Riser 1 and 3
- Riser 1—Supports Riser1. Supports single x16 PCIe supporting full height 3/4 length cards in 2 riser configuration (or) Half-height 3/4-length cards in 3 riser configuration and NC-SI from Pilot4.
- Riser 2—Supports Riser 1. Supports single x16 PCIe supporting only Half-height 3/4-length cards in 3-riser configuration.
- Riser 3—Supports Riser 3A, 3B. PCIe slot 3 with the following options:
 - Riser3A Supports single x16 PCIe supporting half height 3/4 length cards in 3 riser configuration and NC-SI.

- Riser3B Supports single x16 PCIe supporting full height 3/4-length cards in 2 riser configuration and NC-SI.

External Features

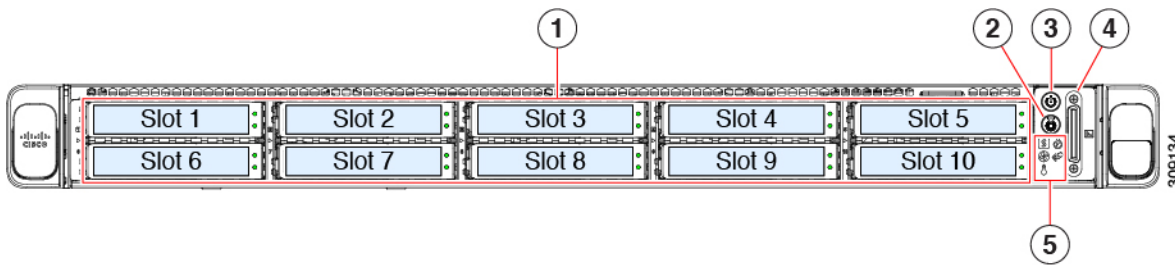
This topic shows the external features of the server versions.

Cisco HyperFlex C225 M6 Node Front Panel Features

The following figure shows the front panel features of the small form-factor drive versions of the node.

For definitions of LED states, see [Front-Panel LEDs](#).

Figure 1: Cisco HyperFlex C225 M6 Node Front Panel



1	HX-C225-M6S Version—Drive bays 1 – 10 2 Unit identification button/LED support SAS/SATA hard disk drives (HDDs) and solid state drives (SSDs). Drive bays 5 through 10 support only SAS/SATA HDDs or SSDs. HXC-C225-M6N Version	2	Unit identification button/LED
3	Power button/power status LED	4	KVM connector (used with KVM cable that provides one DB-15 VGA, one DB-9 serial, and two USB 2.0 connectors)
5	System LED cluster: <ul style="list-style-type: none"> • Fan status LED • System Status LED • Power supply status LED • Network link activity LED • Temperature status LED 		-

Cisco HX C225 M6 Server Rear Panel Features

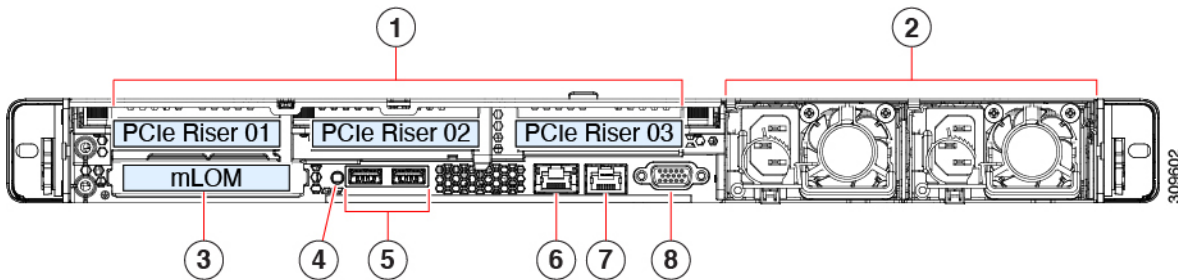
The rear panel features can be different depending on the number and type of PCIe cards in the server.

By default, single CPU servers come with only one half-height riser 1 installed, and dual CPU servers support all three half-height risers.

The following figure shows the rear panel features of the server with three riser configuration.

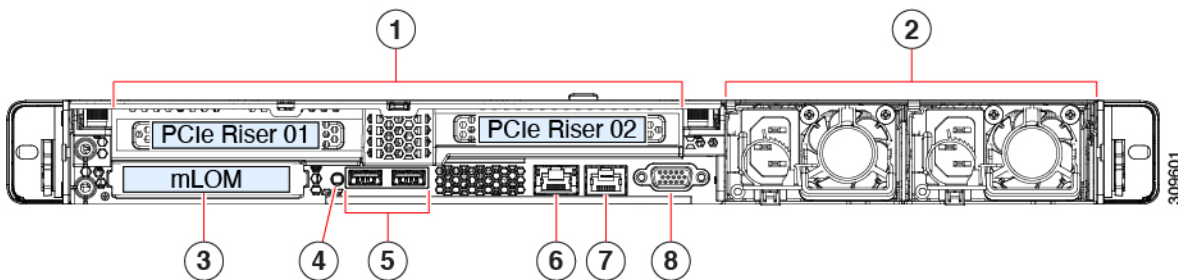
For definitions of LED states, see [Rear-Panel LEDs](#).

Figure 2: Cisco HyperFlex C225 M6 Node Rear Panel Three Riser Configuration



The following figure shows the rear panel features of the server with two riser configuration.

Figure 3: Cisco HX C225 M6 Node Server Rear Panel Two Riser Configuration



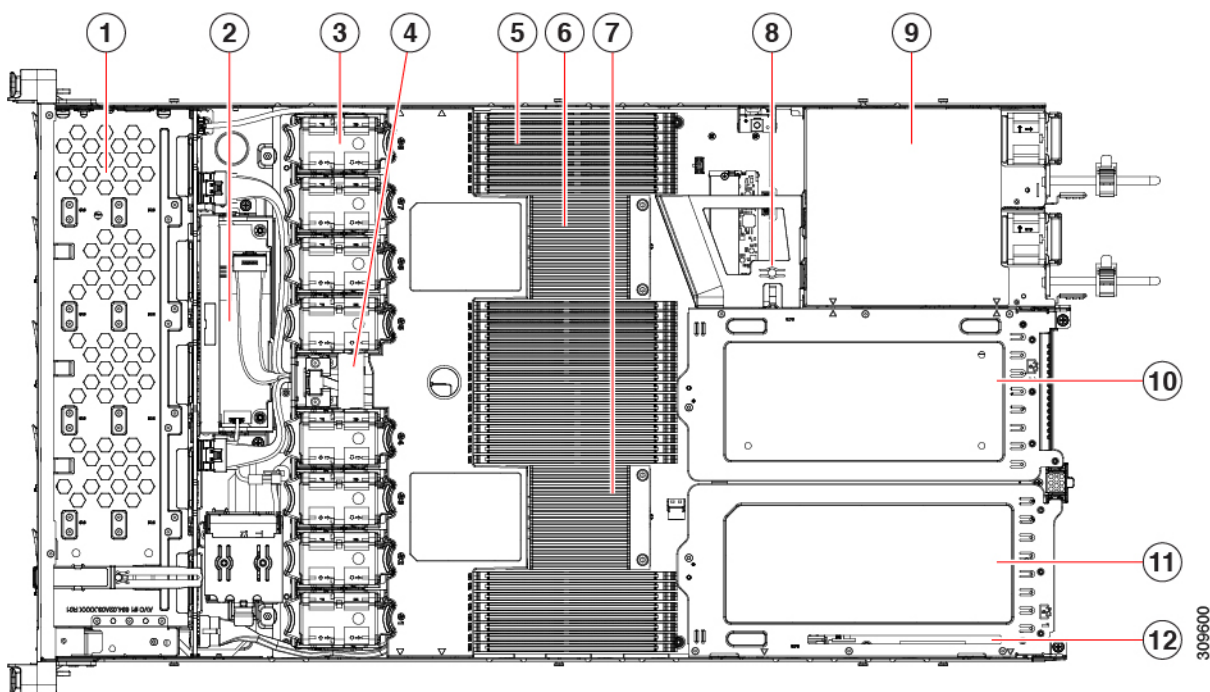
<p>1</p>	<p>PCIe slots</p> <p>Following PCIe Riser combinations are available:</p> <ul style="list-style-type: none"> • One half-height riser card in PCIe Riser 1 • Three half-height riser cards in PCIe Riser 1, 2, 3 • Two full-height riser cards Riser 1 and 3 • Riser 1—Supports Riser1. Supports single x16 PCIe supporting full height 3/4 length cards in 2 riser configuration (or) Half-height 3/4-length cards in 3 riser configuration and NC-SI from Pilot4. • Riser 2—Supports Riser 1. Supports single x16 PCIe supporting only Half-height 3/4-length cards in 3-riser configuration. • Riser 3—Supports Riser 3A, 3B. PCIe slot 3 with the following options: <ul style="list-style-type: none"> • Riser3A Supports single x16 PCIe supporting half height 3/4 length cards in 3 riser configuration and NC-SI. • Riser3B Supports single x16 PCIe supporting full height 3/4-length cards in 2 riser configuration and NC-SI. 		
<p>2</p>	<p>Power supply units (PSUs), two which can be redundant when configured in 1+1 power mode.</p>	<p>3</p>	<p>Modular LAN-on-motherboard (mLOM) card bay (x16 PCIe lane)</p>

4	System identification button/LED	5	USB 3.0 ports (two)
6	Dedicated 1 GB Ethernet management port	7	COM port (RJ-45 connector)
8	VGA video port (DB-15 connector)		

Component Location

This topic shows the locations of the field-replaceable components and service-related items. The view in the following figure shows the server with the top cover removed.

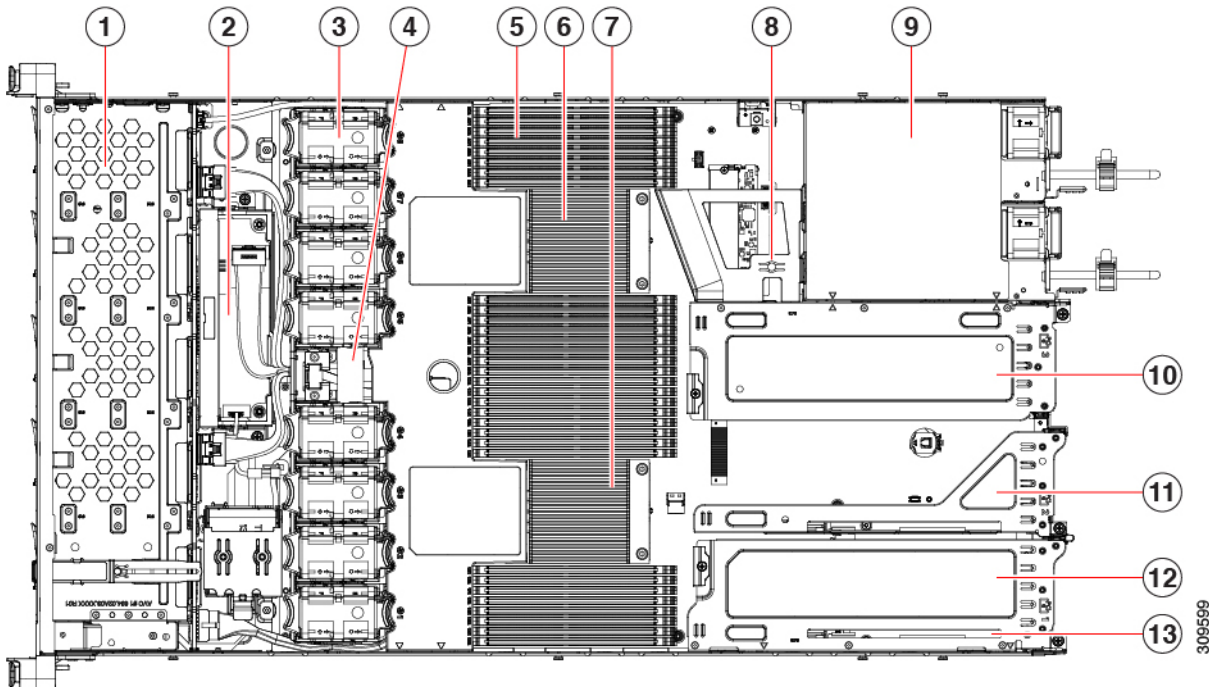
Figure 4: Cisco HyperFlex C225 M6 Node, Two Riser Configuration Component Locations



1	Front-loading drive bays 1–10 support SAS/SATA drives.	2	Cisco M6 12G SAS RAID card or Cisco M6 12G SAS HBA Controller
3	Cooling fan modules, eight. Each fan is hot-swappable	4	SuperCap module mounting bracket The SuperCap module (not shown) that mounts into this location provides RAID write-cache backup.
5	DIMM sockets on motherboard, 32 total, 16 per CPU CPUs are arranged in groups of eight sockets above the top CPU and below the bottom CPU, and 16 sockets between the CPUs.	6	Motherboard CPU socket two (CPU2)

7	Motherboard CPU socket one (CPU1)	8	M.2 module connector Supports a boot-optimized RAID controller with connectors for up to two SATA M.2 SSDs
9	Power Supply Units (PSUs), two	10	PCIe riser slot 2
11	PCIe riser slot 1	12	Modular LOM (mLOM) card bay on chassis floor (x16 PCIe lane)

Figure 5: Cisco HyperFlex C225 M6 Node Three Riser Configuration Serviceable Component Locations



1	Front-loading drive bays 1–10 support SAS/SATA drives.	2	Cisco M6 12G SAS RAID card or Cisco M6 12G SAS HBA Controller
3	Cooling fan modules, eight. Each fan is hot-swappable	4	SuperCap module mounting bracket The SuperCap module (not shown) that mounts into this location provides RAID write-cache backup.
5	DIMM sockets on motherboard, 32 total, 16 per CPU CPUs are arranged in groups of eight sockets above the top CPU and below the bottom CPU, and 16 sockets between the CPUs.	6	Motherboard CPU socket two (CPU2)
7	Motherboard CPU socket one (CPU1)	8	M.2 module connector Supports a boot-optimized RAID controller with connectors for up to two SATA M.2 SSDs

9	Power Supply Units (PSUs), two	10	PCIe riser slot 3
11	PCIe riser slot 2	12	Modular LOM (mLOM) card bay on chassis floor (x16 PCIe lane)
13	Modular LOM (mLOM) card bay on chassis floor (x16 PCIe lane)	-	-

Summary of Node Features

The following table lists a summary of node features.

Feature	Description
Chassis	One rack-unit (1RU) chassis
Central Processor	Up to two Socket AMD Zen2/3 Architecture supporting Rome/Milan processors
Memory	32 DDR4 DIMMs, up to 3200 MHz(1DPC), 2933 MHz (2DPC), with support for RDIMMs, LRDIMMs
Multi-bit error protection	Multi-bit error protection is supported
Video	<p>The Cisco Integrated Management Controller (CIMC) provides video using the Matrox G200e video/graphics controller:</p> <ul style="list-style-type: none"> • Integrated 2D graphics core with hardware acceleration • Embedded DDR memory interface supports up to 512 MB of addressable memory (8 MB is allocated by default to video memory) • Supports display resolutions up to 1920 x 1200 16bpp @ 60Hz • High-speed integrated 24-bit RAMDAC • Single lane PCI-Express host interface running at Gen 1 speed
Baseboard management	<p>BMC, running Cisco Integrated Management Controller (Cisco IMC) firmware.</p> <p>Depending on your Cisco IMC settings, Cisco IMC can be accessed through the 1-GB dedicated management port or a Cisco virtual interface card.</p>

Feature	Description
Network and management I/O	<p>Rear panel:</p> <ul style="list-style-type: none"> • One 1-GB Ethernet dedicated management port (RJ-45 connector) • One RS-232 serial port (RJ-45 connector) • One VGA video connector port (DB-15 connector) • Two USB 3.0 ports • One flexible modular LAN on motherboard (mLOM)/OCP 3.0 slot that can accommodate various interface cards • One KVM console connector (supplies two USB 2.0 connectors, one VGA DB15 video connector, and one serial port (RS232) RJ45 connector) <p>Front panel:</p> <ul style="list-style-type: none"> • One KVM console connector (supplies two USB 2.0 connectors, one VGA DB15 video connector, and one serial port (RS232) RJ45 connector)
Modular LAN on Motherboard (mLOM)/OCP3 3.0 slot	<p>The dedicated mLOM/OCP 3.0 slot on the motherboard can flexibly accommodate the following cards:</p> <ul style="list-style-type: none"> • Cisco Virtual Interface Cards • OCP 3.0 network interface card (HX-O-ID10GC)
Power	<p>Up to two of the following hot-swappable power supplies:</p> <ul style="list-style-type: none"> • 770 W (AC) • 1050 W (AC) • 1050 W (DC) • 1600 W (AC) • 2300 W (AC) <p>One power supply is mandatory; one more can be added for 1 + 1 redundancy.</p>
ACPI	The advanced configuration and power interface (ACPI) 4.0 standard is supported.
Front Panel	The front panel controller provides status indications and control buttons
Cooling	Eight hot-swappable fan modules for front-to-rear cooling.
PCIe I/O	<p>Horizontal PCIe expansion slots are supported by PCIe riser assemblies. The server supports either of the following configurations:</p> <ul style="list-style-type: none"> • One half-height riser card in PCIe Riser 1 • Three half-height riser cards in PCIe Riser 1, 2, 3 • Two full-height riser cards

Feature	Description
InfiniBand	The PCIe bus slots in this server support the InfiniBand architecture.
Expansion Slots	<p>Three half-height riser slots</p> <ul style="list-style-type: none"> • Riser 1 (controlled by CPU 1): One x16 PCIe Gen4 Slot, (Cisco VIC), half-height, 3/4 length • Riser 2 (controlled by CPU 1): One x16 PCIe Gen4 Slot, electrical x8, half-height, 3/4 length • Riser 3 (controlled by CPU 1): One x16 PCIe Gen4 Slot, (Cisco VIC), half-height, 3/4 length <p>Two full-height riser slots</p> <ul style="list-style-type: none"> • Riser 1 (controlled by CPU 1): One x16 PCIe Gen4 Slot, (Cisco VIC), full-height, 3/4 length • Riser 3 (controlled by CPU 1): One x16 PCIe Gen4 Slot, (Cisco VIC), full-height, 3/4 length
Interfaces	<p>Rear panel:</p> <ul style="list-style-type: none"> • One 1Gbase-T RJ-45 management port • One RS-232 serial port (RJ45 connector) • One DB15 VGA connector • Two USB 3.0 port connectors • One flexible modular LAN on motherboard (mLOM) slot that can accommodate various interface cards <p>Front panel:</p> <ul style="list-style-type: none"> • One KVM console connector (supplies two USB 2.0 connectors, one • VGA DB15 video connector, and one serial port (RS232) RJ45 connector)
Storage, front-panel	<p>The server is orderable in two different versions, each with a different front panel/drive-backplane configuration.</p> <ul style="list-style-type: none"> • Cisco HyperFlex C225 M6 node (HX-C225-M6S)—Small form-factor (SFF) drives, with 10-drive backplane. Supports up to 10 2.5-inch SAS/SATA drives. • Cisco HyperFlex C225 M6 node (HX-C225-M6N)—SFF drives, with 10-drive backplane.
Internal Storage Devices	<p>Apart from the front panel, server supports a mini-storage module connector on the motherboard supports a boot-optimized RAID controller carrier that holds up two SATA M.2 SSDs. Mixing different capacity SATA M.2 SSDs is not supported. It also supports USB3.0 TypeA connector.</p>

Feature	Description
Integrated Management Processor	<p>Baseboard Management Controller (BMC) running Cisco Integrated Management Controller (CIMC) firmware.</p> <p>Depending on your CIMC settings, the CIMC can be accessed through the 1GE dedicated management port, the 1GE/10GE LOM ports, or a Cisco virtual interface card (VIC).</p> <p>CIMC manages certain components within the server, such as the Cisco 12G SAS HBA.</p>
Storage Controllers	<p>The Cisco 12G SAS RAID controller or Cisco 12G SAS HBA plugs into a dedicated slot. Only one of these at a time can be used at a time.</p> <ul style="list-style-type: none"> • Cisco 12G SAS RAID controller <ul style="list-style-type: none"> • RAID support (RAID 0, 1, 5, 6, 10, 50, 60, SRAID0, and JBOD mode) • Supports up to 10 internal SAS/SATA drives • Plugs into drive backplane • Cisco 12G SAS HBA <ul style="list-style-type: none"> • No RAID support • JBOD/Pass-through Mode support • Supports up to 10 SAS/SATA internal drives • Plugs into drive backplane
Modular LAN over Motherboard (mLOM) slot	<p>The dedicated mLOM slot on the motherboard can flexibly accommodate the following cards:</p> <ul style="list-style-type: none"> • Cisco Virtual Interface Cards (VICs)
Intersight	Intersight provides server management capabilities

