



## **AAA Interface Administration and Reference, StarOS Release 21.26**

**First Published:** 2021-12-24

### **Americas Headquarters**

Cisco Systems, Inc.  
170 West Tasman Drive  
San Jose, CA 95134-1706  
USA  
<http://www.cisco.com>  
Tel: 408 526-4000  
800 553-NETS (6387)  
Fax: 408 527-0883

THE SPECIFICATIONS AND INFORMATION REGARDING THE PRODUCTS IN THIS MANUAL ARE SUBJECT TO CHANGE WITHOUT NOTICE. ALL STATEMENTS, INFORMATION, AND RECOMMENDATIONS IN THIS MANUAL ARE BELIEVED TO BE ACCURATE BUT ARE PRESENTED WITHOUT WARRANTY OF ANY KIND, EXPRESS OR IMPLIED. USERS MUST TAKE FULL RESPONSIBILITY FOR THEIR APPLICATION OF ANY PRODUCTS.

THE SOFTWARE LICENSE AND LIMITED WARRANTY FOR THE ACCOMPANYING PRODUCT ARE SET FORTH IN THE INFORMATION PACKET THAT SHIPPED WITH THE PRODUCT AND ARE INCORPORATED HEREIN BY THIS REFERENCE. IF YOU ARE UNABLE TO LOCATE THE SOFTWARE LICENSE OR LIMITED WARRANTY, CONTACT YOUR CISCO REPRESENTATIVE FOR A COPY.

The Cisco implementation of TCP header compression is an adaptation of a program developed by the University of California, Berkeley (UCB) as part of UCB's public domain version of the UNIX operating system. All rights reserved. Copyright © 1981, Regents of the University of California.

NOTWITHSTANDING ANY OTHER WARRANTY HEREIN, ALL DOCUMENT FILES AND SOFTWARE OF THESE SUPPLIERS ARE PROVIDED "AS IS" WITH ALL FAULTS. CISCO AND THE ABOVE-NAMED SUPPLIERS DISCLAIM ALL WARRANTIES, EXPRESSED OR IMPLIED, INCLUDING, WITHOUT LIMITATION, THOSE OF MERCHANTABILITY, FITNESS FOR A PARTICULAR PURPOSE AND NON-INFRINGEMENT OR ARISING FROM A COURSE OF DEALING, USAGE, OR TRADE PRACTICE.

IN NO EVENT SHALL CISCO OR ITS SUPPLIERS BE LIABLE FOR ANY INDIRECT, SPECIAL, CONSEQUENTIAL, OR INCIDENTAL DAMAGES, INCLUDING, WITHOUT LIMITATION, LOST PROFITS OR LOSS OR DAMAGE TO DATA ARISING OUT OF THE USE OR INABILITY TO USE THIS MANUAL, EVEN IF CISCO OR ITS SUPPLIERS HAVE BEEN ADVISED OF THE POSSIBILITY OF SUCH DAMAGES.

Any Internet Protocol (IP) addresses and phone numbers used in this document are not intended to be actual addresses and phone numbers. Any examples, command display output, network topology diagrams, and other figures included in the document are shown for illustrative purposes only. Any use of actual IP addresses or phone numbers in illustrative content is unintentional and coincidental.

All printed copies and duplicate soft copies of this document are considered uncontrolled. See the current online version for the latest version.

Cisco has more than 200 offices worldwide. Addresses and phone numbers are listed on the Cisco website at [www.cisco.com/go/offices](http://www.cisco.com/go/offices).

Cisco and the Cisco logo are trademarks or registered trademarks of Cisco and/or its affiliates in the U.S. and other countries. To view a list of Cisco trademarks, go to this URL: <https://www.cisco.com/c/en/us/about/legal/trademarks.html>. Third-party trademarks mentioned are the property of their respective owners. The use of the word partner does not imply a partnership relationship between Cisco and any other company. (1721R)

© 2021 Cisco Systems, Inc. All rights reserved.



## CONTENTS

---

### CHAPTER 1

#### About this Guide 1

- Conventions Used 2
- Supported Documents and Resources 2
  - Related Documentation 2
- Contacting Customer Support 3

---

### CHAPTER 2

#### AAA Introduction and Overview 5

- Overview 5
  - Qualified Platforms 7
  - License Requirements 7
- Diameter Proxy 8
- Supported Features 8
  - Diameter Host Select Template Configuration 8
  - Diameter Server Selection for Load-balancing 9
  - DSCP Marking for Signaling Traffic 9
  - Dynamic Diameter Dictionary Configuration 11
  - Failure Handling Template Configuration 11
  - Fire-and-Forget Feature 12
  - Realm-based Routing 13
    - Dynamic Route Addition 13
    - Dynamic Route Deletion 13
    - Wildcard based Diameter Routing 13
  - Rate Limiting Function (RLF) 14
  - Truncation of Diameter Origin Host Name 15

---

### CHAPTER 3

#### AAA Interface Configuration 17

Configuring RADIUS AAA Functionality	17
Configuring RADIUS AAA Functionality at Context Level	18
Verifying your configuration	20
Configuring Diameter AAA Functionality	20
Configuring Diameter Endpoint	21
Configuring Diameter AAA Functionality at Context Level	23
Verifying Your Configuration	24
Configuring Diameter Authentication Failure Handling	24
Configuring at Context Level	24
Configuring at AAA Group Level	25
Configuring Diameter Failure Handling Template	25
Configuring Dynamic Diameter Dictionary	26
Verifying Your Configuration	26
Configuring Rate Limiting Function Template	27
Verifying Your Configuration	27
Configuring System-Level AAA Functionality	27
Verifying your configuration	28
Configuring AAA Server Group for AAA Functionality	28
AAA Server Group Configuration	29
Verifying Your Configuration	31
Applying a AAA Server Group to a Subscriber	31
Verifying Subscriber Configuration	31
Applying a AAA Server Group to an APN	32
Verifying APN Configuration	32
Configuring the Destination Context Attribute	32
Verifying Your Configuration	33
<hr/>	
<b>CHAPTER 4</b>	<b>Managing and Monitoring the AAA Servers 35</b>
Managing the AAA Servers	35
Using the RADIUS Testing Tools	35
Testing a RADIUS Authentication Server	35
Testing a RADIUS Accounting Server	36
Monitoring AAA Status and Performance	37
Clearing Statistics and Counters	38

Session Recovery and AAA Statistics Behavior 38

---

**CHAPTER 5**

**Diameter Overload Control 39**

Feature Description 39

Overview 39

Relationships to Other Features 40

Limitations 40

Configuring Diameter Overload Control 41

Defining Failure Handling Template 41

Configuring Local Policy Parameters 41

Associating Failure Handling Template 42

Verifying the Diameter Overload Control Configuration 42

Monitoring and Troubleshooting the Diameter Overload Control Feature 42

show diameter aaa-statistics 42

show ims-authorization policy-control statistics 43

Debugging Statistics 43

Bulk Statistics for Diameter Overload Control Feature 43

Diameter Authentication Schema 43

IMSA Schema 44

---

**CHAPTER 6**

**Diameter Records Storage on HDD 45**

Feature Description 45

Overview 45

Relationships to Other Features 46

License Requirements 46

Limitations 46

Configuring Diameter Records Storage on HDD 46

Enabling HDD for Credit Control Group 47

Configuring HDD Module for Diameter Records 47

Configuring HDD Parameters 47

Verifying the Diameter HDD Configuration 49

Monitoring and Troubleshooting the Diameter Records Storage on HDD 49

show active-charging service all 49

show active-charging credit-control statistics 49

- show cdr statistics 49
- show diameter-hdd-module file-space-usage 50
- show diameter-hdd-module statistics 50
- Debugging Statistics 51
- Bulk Statistics for Diameter Records Storage on HDD 51
  - DCCA Group Schema 51

---

**CHAPTER 7 Diameter Routing Message Priority (DRMP) for S6b Interface 53**

- Feature Information 53
- Feature Description 54
- How it Works 54
  - Standards Compliance 54
- Configuring DRMP for S6b Interface 55
  - Enabling or Disabling DRMP AVP in S6b Interface 55
- Monitoring and Troubleshooting 56
  - Show Commands and Outputs 56
    - show aaa group { name group\_name | all } 56
    - show configuration [ verbose ] 56

---

**CHAPTER 8 Diameter Transaction Rate KPIs 57**

- Feature Description 57
- How It Works 58
  - Limitations 59
- Monitoring and Troubleshooting the Transaction Rate KPI Feature 60
  - Transaction Rate KPI Show Command(s) and/or Outputs 60
    - show diameter tps-statistics 60
    - clear diameter tps-statistics 60
    - show diameter tps-statistics Command Output 60
- Bulk Statistics Support 61
  - Diameter TPS Schema 61

---

**CHAPTER 9 Encoding Destination-Host AVP in Redirected Requests 63**

- Feature Description 63
  - Limitations 64

Standards Compliance	64
Configuring Destination-Host AVP in Redirected Request	64
Encoding Destination-Host AVP in Redirected Requests	64

---

<b>CHAPTER 10</b>	<b>Origin-State-Id AVP Support on P-GW</b>	<b>65</b>
	Feature Summary and Revision History	65
	Feature Description	66
	How It Works	66
	Configuring Origin State Identifier AVP Support on P-GW	66
	Configuring Origin-State-Id AVP on P-GW	66
	Monitoring and Troubleshooting	67
	Show Commands and/or Outputs	67
	Bulk Statistics	67

---

<b>CHAPTER 11</b>	<b>Ratio-based Load Distribution</b>	<b>69</b>
	Feature Summary and Revision History	69
	Feature Description	69
	How It Works	70
	Configuring Ratio-based Load Distribution	70
	Enabling Load Ratio	70
	Monitoring and Troubleshooting the Ratio-based Load Distribution	71
	Show Commands and/or Outputs	71

---

<b>CHAPTER 12</b>	<b>Support for AAA Failure Indication</b>	<b>73</b>
	Feature Description	73
	Limitations and Dependencies	74
	Monitoring and Troubleshooting the AAA Failure Indication Feature	74
	Show Command(s) and/or Outputs for AAA Failure Indication	74
	show diameter aaa-statistics	74
	Bulk Statistics for AAA Failure Indication	74

---

<b>CHAPTER 13</b>	<b>Diameter Dictionaries and Attribute Definitions</b>	<b>75</b>
	Diameter Attributes	75
	AVP Header	75

Basic AVP Data Formats	79
Derived AVP Data Formats	80
Address	81
Time	81
UTF8String	81
DiameterIdentity	81
DiameterURI	82
Enumerated	82
IPFilterRule	82
QoSFilterRule	87
Grouped AVP Values	88
Diameter Dictionaries	89
DPCA	89
DCCA	90
CSCF	91
Diameter AAA	92
Diameter AVP Definitions	93
3GPP-AAA-Server-Name	93
3GPP-CAMEL-Charging-Info	93
3GPP-CF-IPv6-Address	93
3GPP-CG-Address	93
3GPP-Called-Station-Id	93
3GPP-Charging-Characteristics	94
3GPP-Charging-Id	94
3GPP-GGSN-Address	94
3GPP-GGSN-MCC-MNC	94
3GPP-GPRS-QoS-Negotiated-Profile	95
3GPP-IMEISV	95
3GPP-IMSI	95
3GPP-IMSI-MCC-MNC	95
3GPP-MS-TimeZone	95
3GPP-NSAPI	96
3GPP-PDP-Type	96
3GPP-Quota-Consumption-Time	96



3GPP-Quota-Holding-Time	96
3GPP-RAT-Type	97
3GPP-RAT-Type-Enum	97
3GPP-Reporting-Reason	97
3GPP-SGSN-Address	98
3GPP-SGSN-IPv6-Address	98
3GPP-SGSN-MCC-MNC	98
3GPP-Selection-Mode	99
3GPP-Session-Stop-Indicator	99
3GPP-Time-Quota-Threshold	99
3GPP-Trigger-Type	99
3GPP-Unit-Quota-Threshold	100
3GPP-User-Data	100
3GPP-User-Location-Info	101
3GPP-Volume-Quota-Threshold	101
3GPP-WLAN-APN-Id	101
3GPP2-Allowed-Persistent-TFTS	101
3GPP2-BSID	101
3GPP2-Correlation-Id	102
3GPP2-Information	102
3GPP2-Inter-User-Priority	102
3GPP2-MEID	102
3GPP2-Max-Auth-Aggr-BW-BET	103
3GPP2-Max-Inst-Per-Service-Option	103
3GPP2-Max-Per-Flow-Priority-User	103
3GPP2-Max-Svc-Inst-Link-Flow-Total	103
3GPP2-RAT-Type	103
3GPP2-RP-Session-ID	104
3GPP2-Service-Option	104
3GPP2-Service-Option-Profile	104
3GPP2-Serving-PCF	105
3GPP2-User-Zone	105
A-MSISDN	105
AAA-Failure-Indication	105

AAR-Flags	105
Absent-User-Diagnostic-SM	106
ACL-Name	106
ACL-Number	106
AF-Application-Identifier	106
AF-Charging-Identifier	106
AF-Correlation-Information	107
AF-Signalling-Protocol	107
AGW-IP-Address	107
AGW-IPv6-Address	107
AGW-MCC-MNC	108
AIR-Flags	108
AMBR	108
AN-GW-Address	108
AN-GW-Status	109
AN-Trusted	109
ANID	109
APN-Aggregate-Max-Bitrate-DL	109
APN-Aggregate-Max-Bitrate-UL	110
APN-Authorized	110
APN-Barring-Type	110
APN-Configuration	111
APN-Configuration-Profile	111
APN-OI-Replacement	112
ARP	112
AUTN	112
Abort-Cause	112
Acceptable-Service-Info	113
Access-Network-Charging-Address	113
Access-Network-Charging-Identifier	113
Access-Network-Charging-Identifier-Gx	114
Access-Network-Charging-Identifier-Ty	114
Access-Network-Charging-Identifier-Value	114
Access-Network-Charging-Physical-Access-Id	114

Access-Network-Charging-Physical-Access-Id-Realm	115
Access-Network-Charging-Physical-Access-Id-Value	115
Access-Network-Info	115
Access-Network-Information	116
Access-Network-Physical-Access-Id	116
Access-Network-Physical-Access-Id-Realm	116
Access-Network-Physical-Access-Id-Value	116
Access-Network-Type	117
Access-Restriction-Data	117
Account-Expiration	117
Accounting	117
Accounting-Customer-String	117
Accounting-EAP-Auth-Method	118
Accounting-Input-Octets	118
Accounting-Input-Packets	118
Accounting-Output-Octets	118
Accounting-Output-Packets	118
Accounting-PCC-R3-P-Capability	119
Accounting-Record-Number	119
Accounting-Record-Type	119
Accounting-Sub-Session-Id	120
Acct-Application-Id	120
Acct-Interim-Interval	120
Acct-Multi-Session-Id	120
Acct-Realtime-Required	120
Acct-Session-Id	121
Acct-Session-Time	121
Accuracy	121
Accuracy-Fulfilment-Indicator	121
Active-APN	122
Additional-Context-Identifier	122
Additional-MBMS-Trace-Info	122
Address-Realm	123
Advice-Of-Charge	123

Age-Of-Location-Estimate	123
Age-Of-Location-Information	123
Aggr-Prefix-Len	123
Alert-Reason	124
All-APN-Configurations-Included-Indicator	124
Allocation-Retention-Priority	124
Alternative-APN	125
Anchor-Data-Path-Address	125
Append-URL	125
Application-Detection-Information	125
Application-Provided-Called-Party-Address	126
Application-Server	126
Application-Server-Information	126
Application-Service-Provider-Identity	126
Associated-Identities	127
Associated-Registered-Identities	127
Associated-URI	127
Attribute-String	127
Auth-Application-Id	128
Auth-Grace-Period	128
Auth-Profile-Id-Bi-Direction	128
Auth-Profile-Id-Forward	128
Auth-Profile-Id-Reverse	128
Auth-Request-Type	129
Auth-Session-State	129
Authentication-Info	129
Authorised-QoS	130
Authorization-Lifetime	130
Authorization-Token	130
Authorized-QoS	130
BCID	131
BSID	131
BSSGP-Cause	131
BSSID	131

Bearer-Control-Mode	131
Bearer-Identifier	132
Bearer-Operation	132
Bearer-Service	132
Bearer-Usage	132
Billing-Plan-Definition	133
Billing-Plan-Install	133
Billing-Plan-Name	134
Billing-Plan-Remove	134
Billing-Policy-Definition	134
Billing-Policy-Install	134
Billing-Policy-Name	135
Billing-Policy-Remove	135
Binding-Information	135
Binding-Input-List	135
Binding-Output-List	136
CC-Correlation-Id	136
CC-Input-Octets	136
CC-Money	137
CC-Output-Octets	137
CC-Request-Number	137
CC-Request-Type	137
CC-Service-Specific-Units	138
CC-Session-Failover	138
CC-Sub-Session-Id	138
CC-Time	138
CC-Total-Octets	139
CC-Unit-Type	139
CDR-Generation-Delay	139
CDR-Time-Threshold	139
CDR-Volume-Threshold	139
CG-Address	140
CHAP-Auth	140
CHAP-Challenge	140

CHAP-Ident	140
CHAP-Response	141
CIPA	141
CLR-Flags	141
CMR-Flags	141
CN-IP-Multicast-Distribution	141
CSG-Access-Mode	142
CSG-Id	142
CSG-Membership-Indication	142
CSG-Subscription-Data	142
Call-Barring-Info-List	143
Call-ID-SIP-Header	143
Callback-Id	143
Callback-Number	143
Called-Asserted-Identity	144
Called-Party-Address	144
Called-Station-Id	144
Calling-Party-Address	144
Calling-Station-Id	144
Cancellation-Type	145
Carrier-Select-Routing-Information	145
Cause	145
Cause-Code	146
Cause-Type	146
Cell-Global-Identity	146
Change-Condition	146
Change-Time	147
Charged-Party	147
Charging-Action-Definition	147
Charging-Action-Install	148
Charging-Action-Name	148
Charging-Action-Remove	148
Charging-Characteristics	148
Charging-Characteristics-Selection-Mode	149

Charging-Correlation-Indicator	149
Charging-Data	149
Charging-Information	150
Charging-Rule-Base-Name	150
Charging-Rule-Definition	150
Charging-Rule-Event	151
Charging-Rule-Event-Trigger	151
Charging-Rule-Install	152
Charging-Rule-Name	152
Charging-Rule-Name-LI	152
Charging-Rule-Remove	152
Charging-Rule-Report	153
Charging-Rule-Trigger-Type	153
Check-Balance-Result	154
Cisco-Answer-Charging-Rule-Usage	154
Cisco-Answer-Service-Group-Usage	154
Cisco-Answer-User-Usage	155
Cisco-CC-Failure-Type	155
Cisco-Charging-Rule-Definition	155
Cisco-Event	156
Cisco-Event-Trigger	156
Cisco-Event-Trigger-Type	157
Cisco-Flow-Description	157
Cisco-Flow-Status	158
Cisco-QoS	158
Cisco-QoS-Profile	158
Cisco-QoS-Profile-Downlink	158
Cisco-QoS-Profile-Install	159
Cisco-QoS-Profile-Name	159
Cisco-QoS-Profile-Remove	159
Cisco-QoS-Profile-Uplink	159
Cisco-Quota-Consumption-Time	160
Cisco-Report-Usage	160
Cisco-Request-Charging-Rule-Usage	160

Cisco-Request-Service-Group-Usage	160
Cisco-Request-Usage-Type	161
Cisco-Time-Usage	161
Cisco-User-Agent	161
Cisco-User-Location	162
Cisco-Volume-Usage	162
Civic-Addr	162
Civic-Location	162
Class	163
Class-Map-Name	163
Client-Group-Id	163
Client-Identity	163
CoA-IP-Address	164
CoA-Information	164
Codec-Data	164
Communication-Failure-Information	164
Complete-Data-List-Included-Indicator	165
Conditional-APN-Aggregate-Max-Bitrate	165
Conditional-Policy-Information	165
Confidentiality-Key	166
Configuration-Token	166
Confirm-Token	166
Confirm-Token-V	166
Connect-Info	167
Connection-Action	167
Contact	167
Content-Definition	167
Content-Disposition	168
Content-Flow-Description	168
Content-Flow-Filter	169
Content-Idle-Timer	169
Content-Install	169
Content-Length	169
Content-Name	170



Content-Pending-Timer	170
Content-Policy-Map	170
Content-Remove	170
Content-Scope	171
Content-Type	171
Context-Identifier	171
Control-URL	171
Correlate-Reason	172
Cost-Information	172
Cost-Unit	172
Credit-Control	173
Credit-Control-Failure-Handling	173
Cumulative-Acct-Input-Octets	173
Cumulative-Acct-Output-Octets	174
Currency-Code	174
Current-Location	174
Current-Location-Retrieved	174
Custom-Mute-Notification	175
Customer-Id	175
DEA-Flags	175
DER-Flags	175
DIR	175
DL-Buffering-Suggested-Packet-Count	176
DRMP	176
DSA-Flags	177
DSCP	177
DSR-Application-Invoked	177
DSR-Flags	177
Data-Reference	178
Default-EPS-Bearer-QoS	178
Delegated-IP-Install	178
Delegated-IPv4-Definition	178
Delegated-IPv6-Definition	179
Delegated-IPv6-Prefix	179

Deregistration-Reason	179
Destination-Host	179
Destination-IP-Address	180
Destination-Mask	180
Destination-PGW	180
Destination-Realm	180
Destination-SIP-URI	181
Diagnostics	181
Dialog-Id	182
Digest-Algorithm	182
Digest-Auth-Param	182
Digest-Domain	182
Digest-HA1	182
Digest-QoP	183
Digest-Realm	183
Direct-Debiting-Failure-Handling	183
Direct-Message	183
Direction	184
Disable-Override-Control	184
Disable-Override-Control-Parameter	184
Disconnect-Cause	185
Domain-Group-Activation	185
Domain-Group-Clear	186
Domain-Group-Definition	186
Domain-Group-Install	186
Domain-Group-Name	187
Domain-Group-Remove	187
Downlink-Rate-Limit	187
Dual-Billing-Basis	187
Dual-Passthrough-Quota	188
Dual-Reauthorization-Threshold	188
Duration	188
Dynamic-Address-Flag	188
EAP-Key-Name	189

EAP-Master-Session-Key	189
EAP-Payload	189
EAP-Reissued-Payload	189
ECGI	189
EPS-Location-Information	190
EPS-Subscribed-QoS-Profile	190
EPS-User-State	190
EPS-Vector	191
ESN	191
EUTRAN-Cell-Global-Identity	191
EUTRAN-Positioning-Data	191
EUTRAN-Vector	192
Early-Media-Description	192
Element-ID	192
Element-Type	193
Emergency-Indication	193
End-of-Port-range	193
Equipment-Status	193
Error-Diagnostic	194
Error-Message	194
Error-Reporting-Host	194
Event	194
Event-Message-Type	195
Event-Report-Indication	195
Event-Timestamp	196
Event-Trigger	196
Event-Type	197
Execution-Time	198
Experimental-Result	198
Experimental-Result-Code	198
Expiration-Date	201
Expires	202
Exponent	202
Extended-APN-AMBR-DL	202

Extended-APN-AMBR-UL	202
Extended-Max-Requested-BW-DL	202
Extended-Max-Requested-BW-UL	203
Extended-GBR-DL	203
Extended-GBR-UL	203
Ext-PDP-Address	203
Ext-PDP-Type	203
Extended-PCO	204
Extended-QoS-Filter-Rule	204
External-Client	204
External-Identifier	204
FID	205
Failed-AVP	205
Failed-Preload-Obj-Name	205
Failed-Preload-Object	206
Feature-List	206
Feature-List-ID	206
Feature-List-ID-Resp	206
Feature-List-Resp	206
Filter-Id	207
Filter-Rule	207
Final-Unit-Action	207
Final-Unit-Indication	207
Firmware-Revision	208
First-Packet-Timestamp	208
Flow-Description	208
Flow-Description-Info	208
Flow-Direction	209
Flow-Grouping	209
Flow-Identifier	209
Flow-Info	210
Flow-Information	210
Flow-Label	210
Flow-Number	211

Flow-Operation	211
Flow-Status	211
Flow-Status-Policy-Mismatch	212
Flow-Usage	212
Flows	212
Framed-Appletalk-Link	213
Framed-Appletalk-Network	213
Framed-Appletalk-Zone	213
Framed-Compression	213
Framed-IP-Address	214
Framed-IP-Netmask	214
Framed-IPX-Network	214
Framed-IPv6-Pool	214
Framed-IPv6-Prefix	214
Framed-IPv6-Route	215
Framed-Interface-Id	215
Framed-MTU	215
Framed-Pool	215
Framed-Protocol	215
Framed-Route	216
Framed-Routing	216
From-SIP-Header	216
G-S-U-Pool-Identifier	217
G-S-U-Pool-Reference	217
GERAN-Vector	217
GGSN-Address	218
GMLC-Address	218
GMLC-Number	218
GMLC-Restriction	218
GMM-Cause	218
GPRS-Subscription-Data	219
Geodetic-Information	219
Geographical-Information	219
Geospatial-Location	219

Globally-Unique-Address	220
Granted-QoS	220
Granted-Service-Unit	220
Guaranteed-Bitrate-DL	221
Guaranteed-Bitrate-UL	221
Hash-Value	221
HPLMN-ODB	221
Header-Class	222
Header-Class-Mode	222
Header-Class-Name	222
Header-Field-Name	222
Header-Group-Definition	223
Header-Group-Install	223
Header-Group-Name	223
Header-Group-Remove	223
Header-Insert-Definition	224
Header-Insert-Install	224
Header-Insert-Name	224
Header-Insert-Remove	224
Header-Item	225
Header-Item-Container	225
Header-Item-Encryption	225
Header-Item-Radius	226
Header-Item-String	226
Home-Agent	226
Homogeneous-Support-of-IMS-Voice-Over-PS-Sessions	226
Horizontal-Accuracy	227
Host-IP-Address	227
HSS-ID	227
ICS-Indicator	227
IDA-Flags	228
IDR-Flags	228
IMEI	228
IMS-Charging-Identifier	228

IMS-Communication-Service-Identifier	228
IMS-Information	229
IMS-Voice-Over-PS-Sessions-Supported	229
IMSI-Unauthenticated-Flag	230
IP-CAN-Type	230
IP-MMS	230
IP-Realm-Default-Indication	231
IP-SM-GW-SM-Delivery-Outcome	231
IP-Version-Authorized	231
Identity-Set	232
Identity-with-Emergency-Registration	232
Idle-Timeout	232
Immediate-Response-Preferred	232
Inband-Security-Id	233
Incoming-Trunk-Group-ID	233
Initial-IMS-Charging-Identifier	233
Initial-Timeout	233
Integrity-Key	233
Inter-Operator-Identifier	234
Interleaved	234
Intermediate-CDR-Threshold	234
Item-Number	235
KASME	235
KC-Key	235
L7-Application-Description	235
L7-Case-Sensitivity	236
L7-Content-Filtering-State	236
L7-Field	236
L7-Operator	237
L7-Parse-Length	237
L7-Parse-Protocol-Type	237
L7-Protocol-Name	238
L7-Value	238
LCS-Capabilities-Sets	238

LCS-Client-Type	238
LCS-Codeword	239
LCS-EPS-Client-Name	239
LCS-Format-Indicator	239
LCS-Info	240
LCS-Name-String	240
LCS-Priority	240
LCS-Privacy-Check	240
LCS-Privacy-Check-Non-Session	241
LCS-Privacy-Check-Session	241
LCS-PrivacyException	241
LCS-QoS	242
LCS-QoS-Class	242
LCS-Requestor-Id-String	242
LCS-Requestor-Name	243
LCS-Service-Type-ID	243
LI-Information	243
LIPA-Permission	244
Last-Packet-Timestamp	244
Last-UE-Activity-Time	244
Latching-Indication	244
Line-Identifier	245
Local-GW-Inserted-Indication	245
Local-Sequence-Number	245
Location-Area-Identity	245
Location-Data	246
Location-Estimate	246
Location-Event	246
Location-Information	246
Location-Information-Configuration	247
Location-Information-Radius	247
Location-Type	247
Logical-Access-Id	248
Loose-Route-Indication	248



MBMS-2G-3G-Indicator	248
MBMS-Access-Indicator	249
MBMS-BMSC-SSM-IP-Address	249
MBMS-BMSC-SSM-IPv6-Address	249
MBMS-BMSC-SSM-UDP-Port	249
MBMS-Counting-Information	250
MBMS-Data-Transfer-Start	250
MBMS-Data-Transfer-Stop	250
MBMS-Flags	250
MBMS-Flow-Identifier	250
MBMS-GGSN-Address	251
MBMS-GGSN-IPv6-Address	251
MBMS-GW-SSM-IP-Address	251
MBMS-GW-SSM-IPv6-Address	251
MBMS-GW-UDP-Port	252
MBMS-GW-UDP-Port-Indicator	252
MBMS-HC-Indicator	252
MBMS-Required-QoS	252
MBMS-Service-Area	252
MBMS-Service-Type	253
MBMS-Session-Duration	253
MBMS-Session-Identity	253
MBMS-Session-Repetition-number	253
MBMS-StartStop-Indication	254
MBMS-Time-To-Data-Transfer	254
MBMS-User-Data-Mode-Indication	254
MBR-Burst-Size-DL	254
MBR-Burst-Size-UL	255
MBR-Limit-Conform-Action-DL	255
MBR-Limit-Conform-Action-UL	255
MBR-Limit-Exceed-Action-DL	255
MBR-Limit-Exceed-Action-UL	256
MEID	256
MIP-Feature-Vector	256

MIP-Home-Agent-Address-IETF	256
MIP-Home-Agent-Host	257
MIP-Mobile-Node-Address	257
MIP6-Agent-Info	257
MIP6-Feature-Vector	258
MIP6-Home-Link-Prefix	258
MME-Location-Information	258
MME-Name	258
MME-Number-For-MT-SMS	259
MME-SM-Delivery-Outcome	259
MME-Realm	259
MME-Service-Type	259
MME-User-State	260
MO-LR	260
MONTE-Location-Type	260
MPS-Identifier	260
MPS-Priority	261
MSC-Number	261
MSC-SM-Delivery-Outcome	261
MSISDN	261
MVNO-Reseller-Id	261
MVNO-Sub-Class-Id	262
Mandatory-Capability	262
Match-String	262
Max-Bandwidth	262
Max-Burst-Size	263
Max-Requested-Bandwidth	263
Max-Requested-Bandwidth-DL	263
Max-Requested-Bandwidth-UL	263
Max-Wait-Time	263
Maximum-Latency	264
Maximum-Number-of-Reports	264
Maximum-Response-Time	264
Maximum-Retransmission-Time	264

Maximum-Timeout	264
Maximum-UE-Availability-Time	265
Media-Component-Description	265
Media-Component-Number	265
Media-Initiator-Flag	266
Media-Initiator-Party	266
Media-Sub-Component	266
Media-Type	266
Message-Body	267
Meter-Exclude	267
Meter-Include-Imap	268
Meter-Increment	268
Meter-Initial	268
Meter-Minimum	268
Metering-Granularity	269
Metering-Method	269
Min-Bandwidth-DL	269
Min-Bandwidth-UL	269
Mining	270
Mobile-Node-Identifier	270
Monitoring-Duration	270
Monitoring-Event-Config-Status	270
Monitoring-Event-Configuration	271
Monitoring-Event-Report	271
Monitoring-Key	272
Monitoring-Type	272
Multi-Round-Time-Out	272
Multiple-Auth-Profile	272
Multiple-Auth-Support	273
Multiple-Registration-Indication	273
Multiple-Services-Credit-Control	273
Multiple-Services-Indicator	274
Mute-Notification	274
NAS-Filter-Rule	274

NAS-IP-Address	274
NAS-IPv6-Address	275
NAS-Identifier	275
NAS-Port	275
NAS-Port-Id	275
NAS-Port-Type	275
NOR-Flags	276
NetLoc-Access-Support	277
Network-Access-Mode	277
Network-Element-Type	277
Network-Request-Support	278
New-Dialog-Id	278
Nexthop	278
Nexthop-Downlink	278
Nexthop-Media	279
Nexthop-Override	279
Nexthop-Uplink	279
Node-Functionality	279
Node-Id	280
Node-Type	280
Non-IP-Data	280
Non-IP-Data-Delivery-Mechanism	280
Non-IP-PDN-Type-Indicator	280
Nortel-Data-Reference	281
Notification-To-UE-User	281
Number-Of-Requested-Vectors	281
Number-Of-UE-Per-Location-Configuration	282
Number-Of-UE-Per-Location-Report	282
Number-Portability-Routing-Information	282
OC-Feature-Vector	282
OC-OLR	283
OC-Reduction-Percentage	283
OC-Report-Type	283
OC-Sequence-Number	283

OC-Supported-Features	284
OC-Validity-Duration	284
OMC-Id	284
Offline	284
OFR-Flags	285
Online	285
Online-Billing-Basis	285
Online-Charging-Flag	285
Online-Passthrough-Quota	286
Online-Reauthorization-Threshold	286
Online-Reauthorization-Timeout	286
Operation-Status	286
Operator-Determined-Barring	287
Operator-Name	287
Optional-Capability	287
Origin-Host	287
Origin-Realm	288
Origin-State-Id	288
Originating-IOI	288
Originating-Line-Info	288
Originating-Request	288
Originating-SIP-URI	289
Origination-TimeStamp	289
Originator	289
Outgoing-Trunk-Group-ID	289
Override-Allocation-Retention-Priority	290
Override-Charging-Action-Exclude-Rule	290
Override-Charging-Action-Name	290
Override-Charging-Action-Parameters	290
Override-Charging-Parameters	291
Override-Content-Filtering-State	291
Override-Control	292
Override-Control-Merge-Wildcard	292
Override-Control-Name	292

Override-Control-Pending-Queue-Action	292
Override-Guaranteed-Bitrate-DL	293
Override-Guaranteed-Bitrate-UL	293
Override-Max-Requested-Bandwidth-DL	293
Override-Max-Requested-Bandwidth-UL	293
Override-Nexthop-Address	294
Override-Offline	294
Override-Online	294
Override-Policy-Parameters	294
Override-Pre-Emption-Capability	295
Override-Pre-Emption-Vulnerability	295
Override-Priority-Level	295
Override-QoS-Class-Identifier	296
Override-QoS-Information	296
Override-Rating-Group	297
Override-Rule-Name	297
Override-Service-Identifier	297
Override-Tos-Direction	297
Override-Tos-Value	298
Override-Tos-Value-Custom	298
Override-Tos-Value-Standard	298
Owner-Id	299
Owner-Name	299
PC-Digest-Algorithm	299
PC-Digest-Auth-Param	299
PC-Digest-Domain	300
PC-Digest-HA1	300
PC-Digest-QoP	300
PC-Digest-Realm	300
PC-SIP-Digest-Authenticate	301
PCC-Rule-Status	301
PCRF-Correlation-Id	301
PCSCF-Restoration-Indication	302
PDFID	302

PDG-Address	302
PDG-Charging-Id	302
PDN-Connection-Charging-Id	302
PDN-Connection-ID	303
PDN-GW-Address	303
PDN-GW-Allocation-Type	303
PDN-GW-Identity	303
PDN-GW-Name	304
PDN-Type	304
PDP-Address	304
PDP-Context	304
PDP-Context-Type	305
PDP-Session-Operation	305
PDP-Type	305
PGW-Type	306
PLMN-Client	306
PMIP6-MAG-Address	306
PS-Append-Free-Format-Data	306
PS-Free-Format-Data	307
PS-Furnish-Charging-Information	307
PS-Information	307
PSCID	308
PUA-Flags	308
PUR-Flags	308
Packet-Data-Flow-Info	309
Packet-Filter-Content	309
Packet-Filter-Identifier	309
Packet-Filter-Information	309
Packet-Filter-Operation	310
Packet-Interval	310
Packet-Size	310
Paging-Group-Id	311
Path	311
Physical-Access-Id	311

Policy-Map-Definition	311
Policy-Map-Install	312
Policy-Map-Match	312
Policy-Map-Match-Install	312
Policy-Map-Match-Remove	312
Policy-Map-Name	313
Policy-Map-Remove	313
Policy-Map-Replace	313
Policy-Map-Type	313
Policy-Preload-Error-Code	314
Policy-Preload-Object-Type	314
Policy-Preload-Req-Type	315
Port-Limit	315
Port-Number	315
PRA-Install	315
PRA-Remove	316
Pre-emption-Capability	316
Pre-emption-Vulnerability	316
Precedence	316
Preload-Completion-Status	317
Presence-Reporting-Area-Elements-List	317
Presence-Reporting-Area-Identifier	317
Presence-Reporting-Area-Information	317
Presence-Reporting-Area-Status	318
Primary-Charging-Collection-Function-Name	318
Primary-Event-Charging-Function-Name	318
Priority	318
Priority-Level	319
Privileged-Sender-Indication	319
Product-Name	319
Profile-Name	319
Protocol-ID	319
Proxy-Host	320
Proxy-Info	320



Proxy-State	320
Pseudonym-Indicator	320
Public-Identity	321
QoS-Capability	321
QoS-Class	321
QoS-Class-Identifier	322
QoS-Group-Rule-Definition	322
QoS-Group-Rule-Install	323
QoS-Group-Rule-Name	323
QoS-Group-Rule-Remove	323
QoS-Information	323
QoS-Level	324
QoS-Negotiation	324
QoS-Profile-Template	325
QoS-Rate-Limit	325
QoS-Rate-Limit-DL	325
QoS-Rate-Limit-UL	325
QoS-Resource-Request	326
QoS-Resources	326
QoS-Rule-Base-Name	326
QoS-Rule-Definition	326
QoS-Rule-Install	327
QoS-Rule-Name	327
QoS-Rule-Remove	328
QoS-Rule-Report	328
QoS-Subscribed	328
QoS-Upgrade	328
RACS-Contact-Point	329
RAI	329
RAN-End-Timestamp	329
RAN-Secondary-RAT-Usage-Report	329
RAN-Start-Timestamp	330
RAN-NAS-Release-Cause	330
RANAP-Cause	330

RAND	330
RAR-Flags	331
RAS-Id	331
RAT-Frequency-Selection-Priority	331
RAT-Type	331
RR-Bandwidth	332
RS-Bandwidth	332
Radius-Attribute-Type	332
Radius-Vsa-Subattribute-Type	332
Radius-Vsa-Vendor-Id	333
Rate-Limit-Action	333
Rate-Limit-Conform-Action	333
Rate-Limit-Exceed-Action	333
Rating-Group	334
Re-Auth-Request-Type	334
Re-Synchronization-Info	334
Reachability-Information	334
Reachability-Type	335
Real-Time-Tariff-Information	335
Reason-Code	335
Reason-Info	336
Record-Route	336
Redirect-Address-Type	336
Redirect-Host	336
Redirect-Host-Usage	337
Redirect-Information	337
Redirect-Max-Cache-Time	337
Redirect-Server	338
Redirect-Server-Address	338
Redirect-Support	338
Refund-Policy	338
Regional-Subscription-Zone-Code	339
Relative-URL	339
Replicate-Session	339

Replicate-Session-Delay	339
Reply-Message	340
Reporting-Level	340
Requested-Action	340
Requested-Domain	340
Requested-EUTRAN-Authentication-Info	341
Requested-GERAN-Authentication-Info	341
Requested-Information	341
Requested-Party-Address	342
Requested-QoS	342
Requested-Retransmission-Time	342
Requested-Service-Unit	343
Requested-UTRAN-Authentication-Info	343
Requested-UTRAN-GERAN-Authentication-Info	343
Requesting-Node-Type	344
Required-Access-Info	344
Required-MBMS-Bearer-Capabilities	344
Reservation-Class	345
Reservation-Priority	345
Resource-Allocation-Notification	345
Response-Time	346
Restoration-Info	346
Restoration-Priority	346
Restriction-Filter-Rule	346
Result-Code	347
Revalidation-Time	348
Roaming-Restricted-Due-To-Unsupported-Feature	348
Role-Of-Node	348
Route-Record	349
Routing-Area-Identity	349
Routing-Policy	349
Rule-Action	349
Rule-Activation-Time	350
Rule-Condition	350

Rule-Condition-Action	350
Rule-Deactivation-Time	350
Rule-Failure-Code	351
Rule-Reason-Code	351
SIAP-Cause	352
SC-Address	352
SCEF-ID	352
SCEF-Realm	352
SCEF-Reference-ID	353
SCEF-Reference-ID-for-Deletion	353
SCEF-Wait-Time	353
SCSCF-Restoration-Info	353
SD-Action	353
SDP-Answer-Timestamp	354
SDP-Media-Component	354
SDP-Media-Description	354
SDP-Media-Name	355
SDP-Offer-Timestamp	355
SDP-Session-Description	355
SDP-TimeStamps	355
SDP-Type	356
SGSN-Address	356
SGSN-Location-Information	356
SGSN-Number	357
SGSN-SM-Delivery-Outcome	357
SGSN-User-State	357
SGW-Change	357
SGW-Type	358
SIP-AOR	358
SIP-Auth-Data-Item	358
SIP-Authenticate	359
SIP-Authentication-Context	359
SIP-Authentication-Scheme	359
SIP-Authorization	359

SIP-Digest-Authenticate	359
SIP-Forking-Indication	360
SIP-Item-Number	360
SIP-Message	360
SIP-Method	361
SIP-Number-Auth-Items	361
SIP-Request-Timestamp	361
SIP-Request-Timestamp-Fraction	361
SIP-Response-Timestamp	361
SIP-Response-Timestamp-Fraction	362
SIPTO-Permission	362
SM-Cause	362
SM-Delivery-Cause	362
SM-Delivery-Failure-Cause	363
SM-Delivery-Outcome	363
SM-Delivery-Start-Time	363
SM-Delivery-Timer	363
SM-Diagnostic-Info	364
SM-Enumerated-Delivery-Failure-Cause	364
SM-RP-UI	364
SMS-GMSC-Address	364
SMS-GMSC-Alert-Event	365
SMS-Register-Request	365
SMSMI-Correlation-ID	365
SN-Absolute-Validity-Time	366
SN-Bandwidth-Control	366
SN-CF-Policy-ID	366
SN-Charging-Collection-Function-Name	366
SN-Charging-Id	366
SN-Fast-Reauth-Username	367
SN-Firewall-Policy	367
SN-Monitoring-Key	367
SN-Phase0-PSAPName	367
SN-Pseudonym-Username	367

SN-Remaining-Service-Unit	368
SN-Rulebase-Id	368
SN-Service-Flow-Detection	368
SN-Service-Start-Timestamp	369
SN-Time-Quota-Threshold	369
SN-Total-Used-Service-Unit	369
SN-Traffic-Policy	369
SN-Transparent-Data	370
SN-Unit-Quota-Threshold	370
SN-Usage-Monitoring	370
SN-Usage-Monitoring-Control	370
SN-Usage-Volume	371
SN-Volume-Quota-Threshold	371
SN1-IPv6-Primary-DNS	371
SN1-IPv6-Secondary-DNS	371
SN1-Primary-DNS-Server	372
SN1-Rulebase	372
SN1-Secondary-DNS-Server	372
SN1-VPN-Name	372
SRES	372
SS-Action	373
SS-Code	373
SS-Status	373
SSID	373
STN-SR	374
Secondary-Charging-Collection-Function-Name	374
Secondary-Event-Charging-Function-Name	374
Secondary-RAT-Type	374
Sector-Id	374
Security-Parameter-Index	375
Send-Data-Indication	375
Served-Party-IP-Address	375
Server-Assignment-Type	375
Server-Capabilities	376

Server-Name	376
Service-Feature-Rule-Definition	376
Service-Feature-Rule-Install	377
Service-Feature-Rule-Remove	377
Service-Feature-Rule-Status	377
Service-Feature-Status	377
Service-Feature-Type	378
Service-Feature	378
Service-Activation	378
Service-Area-Identity	379
Service-CDR-Threshold	379
Service-Class	379
Service-Class-Type	379
Service-Context-Id	380
Service-Data-Container	380
Service-Definition	381
Service-Group-Definition	382
Service-Group-Event	382
Service-Group-Install	383
Service-Group-Name	383
Service-Group-Remove	383
Service-Identifier	383
Service-Idle-Time	384
Service-Indication	384
Service-Info	384
Service-Info-Status	384
Service-Information	385
Service-Install	385
Service-Life-Time	385
Service-Name	385
Service-Parameter-Info	386
Service-Parameter-Type	386
Service-Parameter-Value	386
Service-Rating-Group	386

Service-Remove	386
Service-Report	387
Service-Reporting-Level	387
Service-Result	387
Service-Result-Code	388
Service-Selection	388
Service-Specific-Data	388
Service-Specific-Info	388
Service-Specific-Type	389
Service-Specific-Value	389
Service-Status	389
Service-Type	389
Service-URN	390
Services	390
ServiceTypeIdentity	391
Serving-Node	391
Serving-Node-Type	391
Serving-PLMN-Rate-Control	392
Session-Bundle-Id	392
Session-Id	392
Session-Linking-Indicator	392
Session-Priority	393
Session-Release-Cause	393
Session-Request-Type	393
Session-Start-Indicator	394
Session-Sync-Requested	394
Session-Timeout	394
Software-Version	394
Specific-APN-Info	395
Specific-Action	395
Sponsor-Identity	395
Sponsored-Connectivity-Data	396
Starent-Subscriber-Permission	396
Start-Time	397



Start-of-Port-Range	397
State	397
Stop-Time	397
Subs-Req-Type	397
Subscribed-Periodic-RAU-TAU-Timer	398
Subscriber-IP-Source	398
Subscriber-Priority	398
Subscriber-Profile	399
Subscriber-Status	399
Subscription-Data	399
Subscription-Id	400
Subscription-Id-Data	400
Subscription-Id-Type	400
Subscription-Info	401
Supported-Applications	401
Supported-Features	401
Supported-Features-Resp	402
Supported-Features-without-M-bit	402
Supported-GAD-Shapes	402
Supported-RAT-Type	403
Supported-Vendor-Id	403
TCP-SYN	403
TDF-Application-Identifier	403
TDF-Application-Instance-Identifier	403
TFR-Flags	404
TFT-Filter	404
TFT-Packet-Filter-Information	404
TMGI	404
TMO-Clientless-Optimisation-Rule	405
TMO-Virtual-Gi-ID	405
TS-Code	405
TWAN-Identifier	405
TWAN-User-Location-Info	406
Tap-Id	406

Tariff-Change-Usage	406
Tariff-Time-Change	406
Tariff-XML	407
Teleservice-List	407
Terminal-Information	407
Terminal-Type	407
Terminate-Bearer	408
Terminating-IOI	408
Termination-Cause	408
Time-First-Usage	409
Time-Last-Usage	409
Time-Stamps	409
Time-Threshold	409
Time-Usage	410
To-SIP-Header	410
ToS-Traffic-Class	410
Trace-Collection-Entity	410
Trace-Data	410
Trace-Depth	411
Trace-Depth-List	411
Trace-Depth-Per-NE-Type	412
Trace-Event-List	412
Trace-Interface-List	412
Trace-NE-Type-List	412
Trace-Reference	413
Tracking-Area-Identity	413
Traffic-Data-Volumes	413
Transcoder-Inserted-Indication	413
Transport-Class	414
Trigger-Action-Name	414
Trunk-Group-ID	414
Tunnel-Assignment-Id	414
Tunnel-Client-Auth-Id	415
Tunnel-Client-Endpoint	415

Tunnel-Header-Filter	415
Tunnel-Header-Length	415
Tunnel-Information	415
Tunnel-Medium-Type	416
Tunnel-Password	416
Tunnel-Preference	417
Tunnel-Private-Group-Id	417
Tunnel-Server-Auth-Id	417
Tunnel-Server-Endpoint	417
Tunnel-Type	418
Tunneling	418
UAR-Flags	419
UDP-Source-Port	419
UE-Count	419
UE-Local-IP-Address	419
UE-Reachability-Configuration	420
UE-SRVCC-Capability	420
UE-Usage-Type	420
ULA-Flags	421
ULR-Flags	421
UMTS-Vector	421
UTRAN-Vector	421
UWAN-User-Location-Info	422
Unit-Value	422
Uplink-Rate-Limit	422
Usage-Monitoring-Information	423
Usage-Monitoring-Level	423
Usage-Monitoring-Report	423
Usage-Monitoring-Support	424
Used-Service-Unit	424
User-Authorization-Type	424
User-CSG-Information	425
User-Data	425
User-Data-Already-Available	425

User-Default	426
User-Equipment-Info	426
User-Equipment-Info-Type	426
User-Equipment-Info-Value	427
User-Id	427
User-Identifier	427
User-Identity	427
User-Idle-Pod	428
User-Idle-Timer	428
User-Location-Info-Time	428
User-Name	428
User-Password	428
User-Session-Id	429
User-State	429
V4-Transport-Address	429
V6-Transport-Address	430
VLAN-Id	430
VPLMN-Dynamic-Address-Allowed	430
VRF-Name	430
Validity-Time	431
Value-Digits	431
Velocity-Estimate	431
Velocity-Requested	431
Vendor-Id	432
Vendor-Id-Resp	432
Vendor-Specific-Application-Id	432
Vendor-Specific-QoS-Profile-Template	432
Verify	433
Vertical-Accuracy	433
Vertical-Requested	433
Virtual-Online	433
Visited-Network-Identifier	434
Visited-PLMN-Id	434
Volume-Threshold	434

Volume-Threshold-64	434
WLAN-Session-Id	435
Weight	435
WiMAX-A-PCEF-Address	435
WiMAX-PCC-R3-P-Capability	435
WiMAX-QoS-Information	436
WiMAX-Release	436
Wildcarded-IMPU	436
Wildcarded-PSI	436
Wildcarded-Public-Identity	437
XRES	437

---

**CHAPTER 14**
**RADIUS Dictionaries and Attribute Definitions 439**

RADIUS Dictionaries	439
Dictionary Types	439
RADIUS Attribute Notes	441
RFC 2868 Tunneling Attributes	441
RADIUS AVP Definitions	441
3GPP2-835-Release-Indicator	442
3GPP2-Acct-Session-Time	442
3GPP2-Active-Time-Corrected	442
3GPP2-Active-Time	443
3GPP2-Airlink-Record-Type	443
3GPP2-Airlink-Sequence-Number	443
3GPP2-Air-QOS	444
3GPP2-Allowed-Diffserv	444
Flags	444
Max-Class	444
RT-Marking	445
3GPP2-Allowed-Persistent-TFTs	446
3GPP2-Alternate-Billing-ID	446
3GPP2-Always-On	447
3GPP2-Auth-Flow-Profile-Id	447
Profile-Id-Forward	447

Profile-Id-Reverse	447
Profile-Id-Bi-Direction	448
3GPP2-Bad-PPP-Frame-Count	448
3GPP2-BCMCS-Auth-Parameters	448
BAK-Sequence-Number	448
Timestamp	448
Auth-Signature	449
3GPP2-BCMCS-BSN-Session-Info	449
Flow-Id	449
Mcast-IP-Addr	449
Mcast-Port	449
Header-Compression-Algorithm	449
CID-Type-Attribute	450
MAX-CID	450
Compression-Profile	450
MAX-Header-Size	450
MRRU	450
Content-Server-Source-IP-Address	450
Content-Server-Source-IPv6-Address	451
3GPP2-BCMCS-Capability	451
BCMCS-Protocol-Revision	451
3GPP2-BCMCS-Common-Session-Info	451
Flow-ID	451
Program-Start-Time	452
Program-End-Time	452
Program-Allowed-Registration-Time	452
Auth-Required-Flag	452
3GPP2-BCMCS-Flow-ID	452
3GPP2-BCMCS-Flow-Transmit-Time	453
3GPP2-BCMCS-Mcast-IP-Addr	453
3GPP2-BCMCS-Mcast-Port	453
3GPP2-BCMCS-Reason-Code	453
3GPP2-BCMCS-RN-Session-Info	454
Flow-ID	454

BCMCS-Encryption-Mechanism-Attribute	454
BCMCS-BAK-ID-Attribute	454
BCMCS-BAK	454
BCMCS-BAK-Expire-Time	455
BCMCS-Session-Bandwidth-attribute	455
3GPP2-Beginning-Session	455
3GPP2-BSID	455
3GPP2-Carrier-ID	455
3GPP2-Comp-Tunnel-Indicator	456
3GPP2-Container	456
3GPP2-Correlation-Id-Long	457
3GPP2-Correlation-Id-Old	457
3GPP2-Correlation-Id	457
3GPP2-DCCH-Frame-Size	457
3GPP2-Diff-Service-Class-Option	458
3GPP2-Disconnect-Reason	458
3GPP2-DNS-Server-IP-Address	458
Primary-DNS-Server-IP	458
Secondary-DNS-Server-IP	459
Flag	459
Entity-Type	459
3GPP2-DNS-Server-IPV6-Addr	459
Primary-DNS-Server-IPV6	459
Secondary-DNS-Server-IPV6	459
Flag-IPV6	460
Entity-Type-IPV6	460
3GPP2-DNS-Update-Required	460
3GPP2-ESN	460
3GPP2-FA-Address	461
3GPP2-FEID	461
3GPP2-Flow-Id	461
Direction	461
Flow-Id	462
3GPP2-Flow-Status	462

3GPP2-Forward-Fundamental-Rate	462
3GPP2-Forward-Fundamental-RC	462
3GPP2-Forward-Mux-Option	463
3GPP2-Forward-Traffic-Type	463
3GPP2-Fundamental-Frame-Size	463
3GPP2-Fwd-Dcch-Mux-Option	463
3GPP2-Fwd-Dcch-Rc	464
3GPP2-Fwd-Pdch-Rc	464
3GPP2-GMT-Timezone-Offset	464
3GPP2-Granted-QoS	464
Direction	465
Flow-Id	465
Attribute-Set-Id	465
Flow-Profile-Id	465
Traffic-Class	465
Peak-Rate	466
Bucket-Rate	466
Token-Rate	466
Max-Latency	466
Max-IP-Packet-Loss-Rate	466
Packet-Size	467
Delay-Var-Sensitive	467
3GPP2-IKE-Secret-Request	467
3GPP2-IKE-Secret	467
3GPP2-IKE-Secret-Unencrypted	468
3GPP2-IMSI	468
3GPP2-Interconnect-IP	468
3GPP2-Interconnect-QOS	468
3GPP2-Inter-User-Priority	469
3GPP2-IP-QOS	469
3GPP2-IP-Services-Authorized	470
3GPP2-IP-Technology	470
3GPP2-KeyID	471
3GPP2-Last-Activity	471



3GPP2-Max-Auth-Aggr-Bw-BET	471
3GPP2-Max-Per-Fl-Pri-ForTheUser	471
3GPP2-MEID	472
3GPP2-MIP6-Authenticator	472
3GPP2-MIP6-CoA	472
3GPP2-MIP6-HA	472
3GPP2-MIP6-HoA-Not-Authorized	472
3GPP2-MIP6-HoA	473
3GPP2-MIP6-Home-Address	473
3GPP2-MIP6-Home-Agent	473
3GPP2-MIP6-Home-Link-Prefix	473
3GPP2-MIP6-MAC-Mobility-Data	474
3GPP2-MIP6-Mesg-ID	474
3GPP2-MIP6-Session-Key	474
3GPP2-MIP-HA-Address	474
3GPP2-MIP-Lifetime	475
RRQ-Lifetime	475
Used-Lifetime	475
3GPP2-MIP-Rev-Tunnel-Required	475
3GPP2-MIP-Sig-Octet-Count-In	476
3GPP2-MIP-Sig-Octet-Count-Out	476
3GPP2-MN-AAA-Removal-Indication	476
3GPP2-MN-HA-Shared-Key-No-Enc	476
3GPP2-MN-HA-Shared-Key	477
3GPP2-MN-HA-SPI	477
3GPP2-Mobile-Term-Orig-Ind	477
3GPP2-Number-Active-Transitions	478
3GPP2-Num-Bytes-Received-Total	478
3GPP2-Num-SDB-Input	478
3GPP2-Num-SDB-Output	478
3GPP2-PMIP-Capability	478
3GPP2-PMIP-IPv4Session-Info	479
VAAA-IPv4Session-HA-Addr	479
HAAA-IPv4Session-HA-Addr	479

PMN-HA-KEY 479

PMN-HA-SPI 480

VAAA-IPv4Session-LMA-Addr 480

HAAA-IPv4Session-LMA-Addr 480

PMN-LMA-KEY 480

PMN-LMA-SPI 480

3GPP2-PMIP-IPv6Session-Info 480

VAAA-IPv6Session-HA-Addr 481

HAAA-IPv6Session-HA-Addr 481

PMN-HA-KEY 481

PMN-HA-SPI 481

VAAA-IPv6Session-LMA-Addr 481

HAAA-IPv6Session-LMA-Addr 481

PMN-LMA-KEY 482

PMN-LMA-SPI 482

3GPP2-PMIP-NAI 482

3GPP2-Pre-Paid-Accounting-Quota 482

Quota-Identifier 482

Volume-Quota 483

Volume-Quota-Overflow 483

Volume-Threshold 483

Volume-Threshold-Overflow 483

Duration-Quota 483

Duration-Threshold 484

Update-Reason 484

Pre-Paid-Server 484

3GPP2-Pre-Paid-Acct-Capability 485

Available-In-Client 485

Selected-For-Session 485

3GPP2-Pre-Paid-TariffSwitch 486

Quota-Identifier 486

Volume-Used-After-Tariff-Switch 486

Volume-Used-ATS-Overflow 486

Tariff-Switch-Interval 486

Time-Interval-After-Tariff-Switch-Update	486
3GPP2-QoS-Service-Opt-Profile	487
3GPP2-Release-Indicator-custom9	487
3GPP2-Release-Indicator-Old	487
3GPP2-Release-Indicator-Prepaid	488
3GPP2-Release-Indicator	488
3GPP2-Remote-Addr-Table-Idx-Old	489
3GPP2-Remote-Addr-Table-Index	490
Table-Index	490
Qualifier	490
3GPP2-Remote-IPv4-Address	490
Address	490
Netmask	491
Qualifier	491
3GPP2-Remote-IPv4-Addr-Octets	491
Address	491
Netmask	492
Octets-Out	492
Octets-In	492
Table-Index	492
Octets-Overflow-Out	492
Octets-Overflow-In	492
3GPP2-Rev-Dcch-Mux-Option	493
3GPP2-Rev-Dcch-Rc	493
3GPP2-Reverse-Fundamental-Rate	493
3GPP2-Reverse-Fundamental-RC	493
3GPP2-Reverse-Mux-Option	494
3GPP2-Reverse-Traffic-Type	494
3GPP2-Rev-Pdch-Rc	494
3GPP2-RP-Session-ID	494
3GPP2-Rsvp-Signal-In-Count	495
3GPP2-Rsvp-Signal-In-Packets	495
3GPP2-Rsvp-Signal-Out-Count	495
3GPP2-Rsvp-Signal-Out-Packets	495

3GPP2-SDB-Input-Octets	496
3GPP2-SDB-Output-Octets	496
3GPP2-Security-Level	496
3GPP2-Service-Option-Profile	496
3GPP2-Service-Option	497
3GPP2-Service-Reference-ID	497
SR-ID	497
Main-SI-Indicator	498
3GPP2-Serving-PCF	498
3GPP2-Session-Continue	498
3GPP2-Session-Term-Capability	498
3GPP2-S-Key	499
3GPP2-S-Lifetime	499
3GPP2-S-Request	499
3GPP2-Subnet	500
Rev-A-Subnet	500
Rev-A-Sector-Id	500
3GPP2-S-Unencrypted	500
3GPP2-User-Zone	500
3GPP-Allocate-IPType	501
3GPP-CAMEL-Charging-Info	501
3GPP-CG-Address	501
3GPP-Charging-Id	501
3GPP-Chrg-Char	502
3GPP-GGSN-Address	502
3GPP-GGSN-IPv6-Address	502
3GPP-GGSN-Mcc-Mnc	502
3GPP-IMEISV	503
3GPP-IMSI-Mcc-Mnc	503
3GPP-IMSI	503
3GPP-IPv6-DNS-Servers	503
3GPP-MS-TimeZone	504
3GPP-Negotiated-DSCP	504
3GPP-Negotiated-QoS-Profile	504

3GPP-NSAPI	504
3GPP-Packet-Filter	505
Identifier	505
Eval-Precedence	505
Length	505
Direction	505
IPv4-Address-Type	505
IPv6-Address-Type	506
Protocol-Identifier-Or-Next-Header	506
Destination-Port	507
Destination-Port-Range	507
Source-Port	507
Source-Port-Range	507
Security-Parameter-Index	508
Type-Of-Service	508
Flow-Label	509
3GPP-PDP-Type	509
3GPP-RAT-Type	509
3GPP-Selection-Mode	509
3GPP-Session-Stop-Ind	510
3GPP-SGSN-Address	510
3GPP-SGSN-IPv6-Address	510
3GPP-SGSN-Mcc-Mnc	510
3GPP-Tear-down-Indicator	511
3GPP-User-Location-Info	511
AAA-Session-ID	511
Access-IN-Subs	511
Acct-Authentic	512
Acct-Delay-Time	512
Acct-Input-Gigawords	512
Acct-Input-Octets	513
Acct-Input-Packets	513
Acct-Interim-Interval	513
Acct-Link-Count	513

Acct-Multi-Session-Id	514
Acct-Output-Gigawords	514
Acct-Output-Octets	514
Acct-Output-Packets	514
Acct-Session-Id-Long	515
Acct-Session-Id	515
Acct-Session-Time	515
Acct-Status-Type	515
Acct-Termination-Cause	516
BU-CoA-Ipv6	517
Callback-Id	517
Called-Station-ID	518
Calling-Station-Id	518
Calling-Subscriber-Type	518
CHAP-Challenge	518
CHAP-Password	519
Charging-Id	519
Class	519
CS-AVPair	519
CS-Prepaid-Quota	520
CS-Prepaid-Time-Quota	520
CS-Prepaid-Volume-Quota	520
CS-Service-Name	520
CUI	521
custom54-Dial-Number	521
custom54-IPX-Alias	521
custom54-Metric	521
custom54-PRI-Number-Type	521
custom54-Route-IP	522
custom54-Session-Svr-Key	522
Custom-Prepaid-Ind	522
Delegated-IPv6-Prefix	522
DHCPMSG-Server-IP	523
DHCP-RK-Key-ID	523

DHCP-RK-Lifetime	523
DHCP-RK	523
Digest-AKA-Auts	523
Digest-Algorithm	524
Digest-Auth-Param	524
Digest-CNonce	524
Digest-Domain	524
Digest-Entity-Body-Hash	525
Digest-HA1	525
Digest-Method	525
Digest-Nextnonce	525
Digest-Nonce-Count	526
Digest-Nonce	526
Digest-Opaque	526
Digest-Qop	526
Digest-Realm	527
Digest-Response-Auth	527
Digest-Response	527
Digest-Stale	527
Digest-URI	527
Digest-Username	528
DNS	528
Draft5-Digest-Response	528
DSCP_IP_Address	528
EAP-Message	529
Error-Cause	529
Event-Timestamp	530
FA-RK-KEY	530
FA-RK-SPI	530
Filter-Id	530
Framed-Compression	531
Framed-Interface-Id	531
Framed-IP-Address	531
Framed-IP-Netmask	531

Framed-IPv6-Pool	532
Framed-IPv6-Prefix	532
Framed-MTU	532
Framed-Pool	532
Framed-Protocol	533
Framed-Route	533
Geographical-Location	533
GGSN-GTP-IP-Address	534
GGSN-IP-Address	534
GMT-Time-Zone-Offset	534
HA-IP-MIP4	534
HA-IP-MIP6	535
HA-RK-KEY	535
HA-RK-Lifetime	535
HA-RK-SPI	535
hLMA-IPv6-PMIP6	536
HNB-Internet-Information	536
HNB-Parameters	536
Hotline-Indicator	536
Hotline-Profile-ID	537
Hotline-Session-Timer	537
HTTP-Redirection-Rule	537
Idle-Timeout	537
IMSI-MCC-MNC	538
IMSI	538
IN-Packet-Period	538
IN-Time-Period	538
IP-Redirection-Rule	538
KTF_VSA1	539
KTF_VSA2	539
Macro-Coverage-Information	539
MN-HA-MIP4-KEY	539
MN-HA-MIP4-SPI	540
MN-HA-MIP6-KEY	540



MN-HA-MIP6-SPI	540
MSISDN	540
MSK	541
NAS-Filter-Rule	541
NAS-Identifier	541
NAS-IP-Address	541
NAS-Port	542
NAS-Port-Type	542
Paging-Grid-Id	543
PMIP6-RK-KEY	543
PMIP6-RK-SPI	544
PMIP6-Service-Info	544
PMIP-Authenticated-Nwk-Id	544
Prepaid-Ind	544
Presence	544
Price-Plan	545
Primary-DNS-Server	545
Prohibit-Payload-Compression1	545
Prohibit-Payload-Compression	545
Reject-Cause	546
Reply-Message	546
RRQ-HA-IP	546
RRQ-MN-HA-KEY	546
Secondary-DNS-Server	547
Selection-Mode	547
Service-Selection	547
Service-Type	547
Session-Timeout	548
SGSN-IP-Address	549
SIP-AOR	549
SN1-Access-link-IP-Frag	549
SN1-Acct-Input-Giga-Dropped	549
SN1-Acct-Input-Octets-Dropped	550
SN1-Acct-Input-Packets-Dropped	550

SN1-Acct-Output-Giga-Dropped	550
SN1-Acct-Output-Octets-Dropped	550
SN1-Acct-Output-Packets-Dropped	551
SN1-Admin-Expiry	551
SN1-Admin-Permission	551
SN1-Assigned-VLAN-ID	552
SN1-Call-Id	552
SN1-Cause-For-Rec-Closing	553
SN1-CFPolicy-ID	553
SN1-Change-Condition	553
SN1-Charging-VPN-Name	553
SN1-Chrg-Char-Selection-Mode	554
SN1-Data-Tunnel-Ignore-DF-Bit	554
SN1-DHCP-Lease-Expiry-Policy	554
SN1-Disconnect-Reason	554
SN1-DNS-Proxy-Intercept-List	576
SN1-DNS-Proxy-Use-Subscr-Addr	576
SN1-Dynamic-Addr-Alloc-Ind-Flag	577
SN1-Ecs-Data-Volume	577
Rating-Group-ID	577
GPRS-Uplink	577
GPRS-Downlink	577
SN1-Enable-QoS-Renegotiation	578
SN1-Ext-Inline-Srvr-Context	578
SN1-Ext-Inline-Srvr-Down-Addr	578
SN1-Ext-Inline-Srvr-Down-VLAN	578
SN1-Ext-Inline-Srvr-Preference	579
SN1-Ext-Inline-Srvr-Up-Addr	579
SN1-Ext-Inline-Srvr-Up-VLAN	579
SN1-Firewall-Enabled	579
SN1-FMC-Location	580
SN1-GGSN-MIP-Required	580
SN1-Gratuitous-ARP-Aggressive	580
SN1-GTP-Version	581

SN1-HA-Send-DNS-Address	581
SN1-Home-Behavior	581
SN1-Home-Profile	582
SN1-Home-Sub-Use-GGSN	582
SN1-Ignore-Unknown-HA-Addr-Err	582
SN1-IMS-AM-Address	582
SN1-IMS-AM-Domain-Name	583
SN1-IMSI	583
SN1-Inactivity-Time	583
SN1-Interim-Event	583
SN1-Internal-SM-Index	584
SN1-IP-Alloc-Method	584
SN1-IP-Filter-In	584
SN1-IP-Filter-Out	584
SN1-IP-Header-Compression	585
SN1-IP-Hide-Service-Address	585
SN1-IP-In-ACL	585
SN1-IP-In-Plcy-Grp	586
SN1-IP-Out-ACL	586
SN1-IP-Out-Plcy-Grp	586
SN1-IP-Pool-Name	586
SN1-IP-Source-Validation	587
SN1-IP-Source-Violate-No-Acct	587
SN1-IP-Src-Valid-Drop-Limit	587
SN1-IPv6-DNS-Proxy	588
SN1-IPv6-Egress-Filtering	588
SN1-IPv6-Min-Link-MTU	588
SN1-IPv6-num-rtr-advt	588
SN1-IPv6-Primary-DNS	589
SN1-IPv6-rtr-advt-interval	589
SN1-IPv6-Secondary-DNS	589
SN1-IPv6-Sec-Pool	589
SN1-IPv6-Sec-Prefix	590
SN1-L3-to-L2-Tun-Addr-Policy	590

SN1-LI-Dest-Address	590
SN1-LI-Dest-IP	590
SN1-LI-Dest-Port	591
SN1-Local-IP-Address	591
SN1-Long-Duration-Action	591
SN1-Long-Duration-Notification	591
SN1-Long-Duration-Timeout	592
SN1-Mediation-Acct-Rsp-Action	592
SN1-Mediation-Enabled	592
SN1-Mediation-No-Interims	593
SN1-Mediation-VPN-Name	593
SN1-Min-Compress-Size	593
SN1-MIP-AAA-Assign-Addr	594
SN1-MIP-ANCID	594
SN1-MIP-Dual-Anchor	594
SN1-MIP-HA-Assignment-Table	594
SN1-MIP-Match-AAA-Assign-Addr	595
SN1-MIP-MIN-Reg-Lifetime-Realm	595
SN1-MIP-Reg-Lifetime-Realm	595
SN1-MIP-Send-Ancid	596
SN1-MIP-Send-Correlation-Info	596
SN1-MIP-Send-Imsi	596
SN1-MIP-Send-Term-Verification	597
SN1-MN-HA-Hash-Algorithm	597
SN1-MN-HA-Timestamp-Tolerance	597
SN1-MS-ISDN	598
SN1-NAI-Construction-Domain	598
SN1-NAT-Bind-Record	598
NAT-IP-Address	598
NAT-Port-Block-Start	598
NAT-Port-Block-End	599
Alloc-Flag	599
Correlation-Id	599
Loading-Factor	599

Binding-Timer	599
SN1-NAT-Info-Record	599
Framed-IP-Address	600
NAT-IP-Address	600
NAT-Port-Block-Start	600
NAT-Port-Block-End	600
Acct-Session-Id	600
User-Name	600
Correlation-Id	601
Calling-Station-Id	601
3GPP-Charging-Id	601
SN1-NAT-IP-Address-Old	601
SN1-NAT-IP-Address	601
SN1-NAT-Port	602
SN1-NPU-Qos-Priority	602
SN1-Ntk-Initiated-Ctx-Ind-Flag	602
SN1-Ntk-Session-Disconnect-Flag	602
SN1-Nw-Reachability-Server-Name	603
SN1-Overload-Disc-Connect-Time	603
SN1-Overload-Disc-Inact-Time	603
SN1-Overload-Disconnect	603
SN1-PDIF-MIP-Release-TIA	604
SN1-PDIF-MIP-Required	604
SN1-PDIF-MIP-Simple-IP-Fallback	604
SN1-PDSN-Correlation-Id	605
SN1-PDSN-Handoff-Req-IP-Addr	605
SN1-PDSN-NAS-Id	605
SN1-PDSN-NAS-IP-Address	605
SN1-Permit-User-Mcast-PDUs	606
SN1-PPP-Accept-Peer-v6Ifid	606
SN1-PPP-Always-On-Vse	606
SN1-PPP-Data-Compression-Mode	607
SN1-PPP-Data-Compression	607
SN1-PPP-Keepalive	607

SN1-PPP-NW-Layer-IPv4	608
SN1-PPP-NW-Layer-IPv6	608
SN1-PPP-Outbound-Password	608
SN1-PPP-Outbound-Username	608
SN1-PPP-Progress-Code	609
SN1-PPP-Reneg-Disc	610
SN1-Prepaid-Compressed-Count	611
SN1-Prepaid-Final-Duration-Alg	611
SN1-Prepaid-Inbound-Octets	611
SN1-Prepaid-Outbound-Octets	612
SN1-Prepaid-Preference	612
SN1-Prepaid-Profile	612
SN1-Prepaid-Timeout	613
SN1-Prepaid	613
SN1-Prepaid-Total-Octets	613
SN1-Prepaid-Watermark	614
SN1-Primary-DCCA-Peer	614
SN1-Primary-DNS-Server	614
SN1-Primary-NBNS-Server	614
SN1-Proxy-MIP	615
SN1-QoS-Background-Class	615
SN1-QoS-Class-Background-PHB	615
SN1-QoS-Class-Converstional-PHB	616
SN1-QoS-Class-Interactive-1-PHB	617
SN1-QoS-Class-Interactive-2-PHB	617
SN1-QoS-Class-Interactive-3-PHB	618
SN1-QoS-Class-Streaming-PHB	619
SN1-QoS-Conversation-Class	620
SN1-QoS-Interactive1-Class	620
SN1-QoS-Interactive2-Class	620
SN1-QoS-Interactive3-Class	620
SN1-QoS-Negotiated	620
SN1-QoS-Renegotiation-Timeout	621
SN1-QoS-Streaming-Class	621

SN1-QoS-Tp-Dnlk	621
SN1-QoS-Tp-Uplk	622
SN1-QoS-Traffic-Policy	622
Direction	622
Class	622
Burst-Size	623
Committed-Data-Rate	623
Peak-Data-Rate	623
Exceed-Action	623
Violate-Action	623
Auto-Readjust-Enabled	623
Auto-Readjust-Duration	624
Qci	624
SN1-Rad-APN-Name	624
SN1-Radius-Returned-Username	624
SN1-Re-CHAP-Interval	624
SN1-Roaming-Behavior	625
SN1-Roaming-Profile	625
SN1-Roaming-Status	625
SN1-Roaming-Sub-Use-GGSN	625
SN1-ROHC-Direction	626
SN1-ROHC-Flow-Marking-Mode	626
SN1-ROHC-Mode	626
SN1-ROHC-Profile-Name	627
SN1-Routing-Area-Id	627
SN1-Rulebase	627
SN1-Secondary-DCCA-Peer	627
SN1-Secondary-DNS-Server	628
SN1-Secondary-NBNS-Server	628
SN1-Service-Address	628
SN1-Service-Type	628
SN1-Simultaneous-SIP-MIP	629
SN1-Subs-Acc-Flow-Traffic-Valid	630
SN1-Subscriber-Accounting	630

SN1-Subscriber-Acct-Interim	630
SN1-Subscriber-Acct-Mode	631
SN1-Subscriber-Acct-Rsp-Action	631
SN1-Subscriber-Acct-Start	632
SN1-Subscriber-Acct-Stop	632
SN1-Subscriber-Class	632
SN1-Subscriber-Dormant-Activity	633
SN1-Subscriber-IP-Hdr-Neg-Mode	633
SN1-Subscriber-IP-TOS-Copy	633
SN1-Subscriber-Nexthop-Address	634
SN1-Subscriber-No-Interims	634
SN1-Subscriber-Permission	634
SN1-Subscriber-Template-Name	635
SN1-Subs-IMSA-Service-Name	635
SN1-Subs-VJ-Slotid-Cmp-Neg-Mode	636
SN1-Tp-Dnlk-Burst-Size	636
SN1-Tp-Dnlk-Committed-Data-Rate	636
SN1-Tp-Dnlk-Exceed-Action	636
SN1-Tp-Dnlk-Peak-Data-Rate	637
SN1-Tp-Dnlk-Violate-Action	637
SN1-Tp-Uplk-Burst-Size	638
SN1-Tp-Uplk-Committed-Data-Rate	638
SN1-Tp-Uplk-Exceed-Action	638
SN1-Tp-Uplk-Peak-Data-Rate	638
SN1-Tp-Uplk-Violate-Action	639
SN1-Traffic-Group	639
SN1-Transparent-Data	639
SN1-Tun-Addr-Policy	640
SN1-Tunnel-Gn	640
SN1-Tunnel-ISAKMP-Crypto-Map	640
SN1-Tunnel-ISAKMP-Secret	641
SN1-Tunnel-Load-Balancing	641
SN1-Tunnel-Password	641
SN1-Unclassify-List-Name	641



SN1-Virtual-APN-Name	642
SN1-Visiting-Behavior	642
SN1-Visiting-Profile	642
SN1-Visiting-Sub-Use-GGSN	642
SN1-Voice-Push-List-Name	643
SN1-VPN-ID	643
SN1-VPN-Name	643
SN1-VRF-Name	643
SNA1-PPP-Unfr-data-In-Gig	644
SNA1-PPP-Unfr-data-In-Oct	644
SNA1-PPP-Unfr-data-Out-Gig	644
SNA1-PPP-Unfr-data-Out-Oct	644
SN-Access-link-IP-Frag	645
SN-Acct-Input-Giga-Dropped	645
SN-Acct-Input-Octets-Dropped	645
SN-Acct-Input-Packets-Dropped	646
SN-Acct-Output-Giga-Dropped	646
SN-Acct-Output-Octets-Dropped	646
SN-Acct-Output-Packets-Dropped	646
SN-Acs-Credit-Control-Group	647
SN-Admin-Expiry	647
SN-Admin-Permission	647
SNA-Input-Gigawords	648
SNA-Input-Octets	648
SN-ANID	648
SNA-Output-Gigawords	649
SNA-Output-Octets	649
SNA-PPP-Bad-Addr	649
SNA-PPP-Bad-Ctrl	649
SNA-PPP-Bad-FCS	650
SNA-PPP-Ctrl-Input-Octets	650
SNA-PPP-Ctrl-Input-Packets	650
SNA-PPP-Ctrl-Output-Octets	650
SNA-PPP-Ctrl-Output-Packets	651

SNA-PPP-Discards-Input	651
SNA-PPP-Discards-Output	651
SNA-PPP-Echo-Req-Input	651
SNA-PPP-Echo-Req-Output	652
SNA-PPP-Echo-Rsp-Input	652
SNA-PPP-Echo-Rsp-Output	652
SNA-PPP-Errors-Input	652
SNA-PPP-Errors-Output	652
SNA-PPP-Framed-Input-Octets	653
SNA-PPP-Framed-Output-Octets	653
SNA-PPP-Packet-Too-Long	653
SNA-PPP-Unfr-data-In-Gig	653
SNA-PPP-Unfr-data-In-Oct	654
SNA-PPP-Unfr-data-Out-Gig	654
SNA-PPP-Unfr-data-Out-Oct	654
SNA-RPRAK-Rcvd-Acc-Ack	654
SNA-RPRAK-Rcvd-Mis-ID	655
SNA-RPRAK-Rcvd-Msg-Auth-Fail	655
SNA-RPRAK-Rcvd-Total	655
SNA-RP-Reg-Reply-Sent-Acc-Dereg	655
SNA-RP-Reg-Reply-Sent-Acc-Reg	656
SNA-RP-Reg-Reply-Sent-Bad-Req	656
SNA-RP-Reg-Reply-Sent-Denied	656
SNA-RP-Reg-Reply-Sent-Mis-ID	656
SNA-RP-Reg-Reply-Sent-Send-Err	656
SNA-RP-Reg-Reply-Sent-Total	657
SNA-RP-Reg-Upd-Re-Sent	657
SNA-RP-Reg-Upd-Send-Err	657
SNA-RP-Reg-Upd-Sent	657
SNA-RPRRQ-Rcvd-Acc-Dereg	658
SNA-RPRRQ-Rcvd-Acc-Reg	658
SNA-RPRRQ-Rcvd-Badly-Formed	658
SNA-RPRRQ-Rcvd-Mis-ID	658
SNA-RPRRQ-Rcvd-Msg-Auth-Fail	659

SNA-RPRRQ-Rcvd-T-Bit-Not-Set	659
SNA-RPRRQ-Rcvd-Total	659
SNA-RPRRQ-Rcvd-VID-Unsupported	659
SN-Assigned-VLAN-ID	660
SN-Authorised-Qos	660
SN-Bandwidth-Policy	660
SN-Call-Id	660
SN-Cause-Code	661
SN-Cause-For-Rec-Closing	661
SN-CBB-Policy	661
SN-CF-Call-International	662
SN-CF-Call-Local	662
SN-CF-Call-LongDistance	662
SN-CF-Call-Premium	663
SN-CF-Call-RoamingInternatnl	663
SN-CF-Call-Transfer	663
SN-CF-Call-Waiting	663
SN-CF-Cid-Display-Blocked	664
SN-CF-Cid-Display	664
SN-CF-Follow-Me	664
SN-CF-Forward-Busy-Line	665
SN-CF-Forward-No-Answer	665
SN-CF-Forward-Not-Regd	665
SN-CF-Forward-Unconditional	665
SN-CFPolicy-ID	666
SN-Change-Condition	666
SN-Charging-VPN-Name	666
SN-Chrg-Char-Selection-Mode	666
SN-Congestion-Mgmt-Policy	667
SN-Content-Disposition	667
SN-Content-Length	667
SN-Content-Type	667
SN-CR-International-Cid	668
SN-CR-LongDistance-Cid	668

SN-CSCF-App-Server-Info	668
App-Server	668
AS-Called-Party-Address	668
SN-CSCF-Rf-SDP-Media-Components	669
Media-Name	669
Media-Description	669
Authorised-QoS	669
3GPP-Charging-Id	669
Access-Network-Charging-Identifier-Value	669
SN-Cscf-Subscriber-Ip-Address	670
SN-Customer-ID	670
SN-Data-Tunnel-Ignore-DF-Bit	670
SN-DHCP-Lease-Expiry-Policy	670
SN-DHCP-Options	671
SN-Direction	671
SN-Disconnect-Reason	671
SN-DNS-Proxy-Intercept-List	693
SN-DNS-Proxy-Use-Subscr-Addr	693
SN-Dynamic-Addr-Alloc-Ind-Flag	693
SN-Ecs-Data-Volume	694
Rating-Group-Id	694
GPRS-Uplink	694
GPRS-Downlink	694
SN-Enable-QoS-Renegotiation	694
SN-Event	695
SN-Ext-Inline-Srvr-Context	695
SN-Ext-Inline-Srvr-Down-Addr	695
SN-Ext-Inline-Srvr-Down-VLAN	695
SN-Ext-Inline-Srvr-Preference	696
SN-Ext-Inline-Srvr-Up-Addr	696
SN-Ext-Inline-Srvr-Up-VLAN	696
SN-Fast-Reauth-Username	696
SN-Firewall-Enabled	697
SN-Firewall-Policy	697

SN-FMC-Location	697
SN-GGSN-Address	697
SN-GGSN-MIP-Required	698
SN-Gratuitous-ARP-Aggressive	698
SN-GTP-Version	698
SN-Handoff-Indicator	699
SN-HA-Send-DNS-Address	699
SN-Home-Behavior	699
SN-Home-Profile	699
SN-Home-Sub-Use-GGSN	700
SN-Ignore-Unknown-HA-Addr-Error	700
SN-IMS-AM-Address	700
SN-IMS-AM-Domain-Name	700
SN-IMS-Charging-Identifier	701
SN-IMSI	701
SN-Inactivity-Time	701
SN-Internal-SM-Index	701
SN-IP-Alloc-Method	702
SN-IP-Filter-In	702
SN-IP-Filter-Out	702
SN-IP-Header-Compression	702
SN-IP-Hide-Service-Address	703
SN-IP-In-ACL	703
SN-IP-In-Plcy-Grp	703
SN-IP-Out-ACL	704
SN-IP-Out-Plcy-Grp	704
SN-IP-Pool-Name	704
SN-IP-Source-Validation	704
SN-IP-Source-Violate-No-Acct	705
SN-IP-Src-Validation-Drop-Limit	705
SN-IPv6-Alloc-Method	705
SN-IPv6-DNS-Proxy	706
SN-IPv6-Egress-Filtering	706
SN-IPv6-Min-Link-MTU	706

SN-IPv6-num-rtr-advrt	707
SN-IPv6-Primary-DNS	707
SN-IPv6-rtr-advrt-interval	707
SN-IPv6-Secondary-DNS	707
SN-IPv6-Sec-Pool	708
SN-IPv6-Sec-Prefix	708
SN-ISC-Template-Name	708
SN-Is-Unregistered-Subscriber	708
SN-L3-to-L2-Tun-Addr-Policy	708
SN-LBO-Acct-IN-Octets	709
SN-LBO-Acct-IN-Pkts	709
SN-LBO-Acct-Out-Octets	709
SN-LBO-Acct-Out-Pkts	710
SN-Local-IP-Address	710
SN-Long-Duration-Action	710
SN-Long-Duration-Notification	710
SN-Long-Duration-Timeout	711
SN-Max-Sec-Contexts-Per-Subs	711
SN-Mediation-Acct-Rsp-Action	711
SN-Mediation-Enabled	712
SN-Mediation-No-Interims	712
SN-Mediation-VPN-Name	712
SN-Min-Compress-Size	713
SN-MIP-AAA-Assign-Addr	713
SN-MIP-ANCID	713
SN-MIP-Dual-Anchor	713
SN-MIP-HA-Assignment-Table	714
SN-MIP-Match-AAA-Assign-Addr	714
SN-MIP-MIN-Reg-Lifetime-Realm	714
SN-MIP-Reg-Lifetime-Realm	714
SN-MIP-Send-Ancid	715
SN-MIP-Send-Correlation-Info	715
SN-MIP-Send-Host-Config	715
SN-MIP-Send-Imsi	716

SN-MIP-Send-Term-Verification	716
SN-MN-HA-Hash-Algorithm	716
SN-MN-HA-Timestamp-Tolerance	717
SN-Mode	717
SN-MS-ISDN	717
SN-NAI-Construction-Domain	718
SN-NAT-IP-Address	718
SN-Node-Functionality	718
SN-NPU-Qos-Priority	719
SN-Ntk-Initiated-Ctx-Ind-Flag	719
SN-Ntk-Session-Disconnect-Flag	719
SN-Nw-Reachability-Server-Name	720
SN-Originating-IOI	720
SN-Overload-Disc-Connect-Time	720
SN-Overload-Disc-Inact-Time	720
SN-Overload-Disconnect	720
SN-PDG-TTG-Required	721
SN-PDIF-MIP-Release-TIA	721
SN-PDIF-MIP-Required	721
SN-PDIF-MIP-Simple-IP-Fallback	722
SN-PDSN-Correlation-Id	722
SN-PDSN-Handoff-Req-IP-Addr	722
SN-PDSN-NAS-Id	722
SN-PDSN-NAS-IP-Address	723
SN-Permit-User-Mcast-PDUs	723
SN-PPP-Accept-Peer-v6Ifid	723
SN-PPP-Always-On-Vse	724
SN-PPP-Data-Compression-Mode	724
SN-PPP-Data-Compression	724
SN-PPP-Keepalive	725
SN-PPP-NW-Layer-IPv4	725
SN-PPP-NW-Layer-IPv6	725
SN-PPP-Outbound-Password	725
SN-PPP-Outbound-Username	726

SN-PPP-Progress-Code	726
SN-PPP-Reneg-Disc	728
SN-Prepaid-Compressed-Count	728
SN-Prepaid-Final-Duration-Alg	728
SN-Prepaid-Inbound-Octets	729
SN-Prepaid-Outbound-Octets	729
SN-Prepaid-Preference	729
SN-Prepaid-Timeout	730
SN-Prepaid	730
SN-Prepaid-Total-Octets	730
SN-Prepaid-Watermark	731
SN-Primary-DCCA-Peer	731
SN-Primary-DNS-Server	731
SN-Primary-NBNS-Server	731
SN-Proxy-MIP	732
SN-Pseudonym-Username	732
SN-QoS-Background-Class	732
SN-QoS-Class-Background-PHB	732
SN-QoS-Class-Conversational-PHB	733
SN-QoS-Class-Interactive-1-PHB	734
SN-QoS-Class-Interactive-2-PHB	735
SN-QoS-Class-Interactive-3-PHB	735
SN-QoS-Class-Streaming-PHB	736
SN-QoS-Conversation-Class	737
SN-QoS-HLR-Profile	737
SN-QoS-Interactive1-Class	737
SN-QoS-Interactive2-Class	737
SN-QoS-Interactive3-Class	738
SN-QoS-Negotiated	738
SN-QoS-Renegotiation-Timeout	738
SN-QoS-Streaming-Class	738
SN-QoS-Tp-Dnlk	739
SN-QoS-Tp-Uplk	739
SN-QoS-Traffic-Policy	739



Direction	740
Class	740
Burst-Size	740
Committed-Data-Rate	740
Peak-Data-Rate	740
Exceed-Action	740
Violate-Action	741
Auto-Readjust-Enabled	741
Auto-Readjust-Duration	741
Qci	741
SN-Rad-APN-Name	741
SN-Radius-Returned-Username	741
SN-Re-CHAP-Interval	742
SN-Roaming-Behavior	742
SN-Roaming-Profile	742
SN-Roaming-Sub-Use-GGSN	743
SN-ROHC-Flow-Marking-Mode	743
SN-ROHC-Profile-Name	743
SN-Role-Of-Node	743
SN-Routing-Area-Id	744
SN-Rulebase	744
SN-SDP-Session-Description	744
SN-Sec-IP-Pool-Name	744
SN-Secondary-DCCA-Peer	745
SN-Secondary-DNS-Server	745
SN-Secondary-NBNS-Server	745
SN-Service-Address	745
SN-Service-Type	746
SN-Session-Id	747
SN-Simultaneous-SIP-MIP	747
SN-SIP-Method	747
SN-SIP-Request-Time-Stamp	747
SN-SIP-Response-Time-Stamp	748
SN-Software-Version	748

SN-Subs-Acc-Flow-Traffic-Valid	748
SN-Subscriber-Accounting	748
SN-Subscriber-Acct-Interim	749
SN-Subscriber-Acct-Mode	749
SN-Subscriber-Acct-Rsp-Action	749
SN-Subscriber-Acct-Start	750
SN-Subscriber-Acct-Stop	750
SN-Subscriber-Class	751
SN-Subscriber-Dormant-Activity	751
SN-Subscriber-IP-Hdr-Neg-Mode	751
SN-Subscriber-IP-TOS-Copy	752
SN-Subscriber-NextHop-Address	752
SN-Subscriber-No-Interims	752
SN-Subscriber-Permission	753
SN-Subscriber-Template-Name	753
SN-Subs-IMSA-Service-Name	754
SN-Subs-VJ-Slotid-Cmp-Neg-Mode	754
SN-Terminating-IOI	754
SN-Tp-Dnlk-Burst-Size	755
SN-Tp-Dnlk-Committed-Data-Rate	755
SN-Tp-Dnlk-Exceed-Action	755
SN-Tp-Dnlk-Peak-Data-Rate	755
SN-Tp-Dnlk-Violate-Action	756
SN-TPO-Policy	756
SN-Tp-Uplk-Burst-Size	756
SN-Tp-Uplk-Committed-Data-Rate	757
SN-Tp-Uplk-Exceed-Action	757
SN-Tp-Uplk-Peak-Data-Rate	757
SN-Tp-Uplk-Violate-Action	757
SN-Traffic-Group	758
SN-TrafficSelector-Class	758
SN-Transparent-Data	758
SN-Tun-Addr-Policy	759
SN-Tunnel-Gn	759

SN-Tunnel-ISAKMP-Crypto-Map	759
SN-Tunnel-ISAKMP-Secret	760
SN-Tunnel-Load-Balancing	760
SN-Tunnel-Password	760
SN-Unclassify-List-Name	760
SN-User-Privilege	761
SN-Virtual-APN-Name	761
SN-Visiting-Behavior	761
SN-Visiting-Profile	761
SN-Visiting-Sub-Use-GGSN	762
SN-Voice-Push-List-Name	762
SN-VPN-ID	762
SN-VPN-Name	763
SN-VRF-Name	763
SN-WiMAX-Auth-Only	763
SN-WLAN-AP-Identifier	763
SN-WLAN-UE-Identifier	764
SN-WSG-MIP-Release-TIA	764
SN-WSG-MIP-Required	764
SN-WSG-MIP-Simple-IP-Fallback	765
Terminal-Capability	765
Termination-Action	765
Tunnel-Assignment-ID	765
Tunnel-Client-Auth-ID	766
Tunnel-Client-Endpoint	766
Tunnel-Medium-Type	766
Tunnel-Password	767
Tunnel-Preference	767
Tunnel-Private-Group-ID	767
Tunnel-Server-Auth-ID	768
Tunnel-Server-Endpoint	768
Tunnel-Type	768
User-Name	769
User-Password	769

White-List	769
WiMAX-Acct-Input-Packets-Giga	770
WiMAX-Acct-Output-Packets-Giga	770
WiMAX-Active-Time	770
WiMAX-Beginning-Of-Session	770
WiMAX-BS-ID	771
WiMAX-Capability	771
WiMAX-Release	771
Accounting-Capabilities	771
Hotlining-Capabilities	772
Idle-Mode-Notification-Capabilities	772
ROHC-Support	772
WiMAX-Control-Octets-In	772
WiMAX-Control-Octets-Out	773
WiMAX-Control-Packets-In	773
WiMAX-Control-Packets-Out	773
WiMAX-Count-Type	773
WiMAX-Device-Auth-Indicator	774
WiMAX-Flow-Description	774
WiMAX-Home-HNP-PMIP6	774
WiMAX-Home-IPv4-HoA-PMIP6	774
WiMAX-Idle-Mode-Transition	775
WiMAX-IP-Technology	775
WiMAX-NAP-ID	775
WiMAX-NSP-ID	776
WiMAX-Packet-Flow-Descriptor	776
PDF-ID	776
SDF-ID	776
Service-Profile-ID	776
Direction	777
Activation-Trigger	777
Transport-Type	777
Uplink-QoS-ID	778
Downlink-QoS-ID	778

Uplink-Classifier	778
Downlink-Classifier	778
WiMAX-Packet-Flow-Descriptor-V2	778
PDF-ID	778
SDF-ID	779
Service-Profile-ID	779
Direction	779
Activation-Trigger	779
Transport-Type	780
Uplink-QoS-ID	780
Downlink-QoS-ID	780
WiMAX-Packet-Flow-Classifer	780
WiMAX-PDF-ID	785
WiMAX-PPAC	785
Available-In-Client	785
WiMAX-PPAQ	786
Quota-Identifier	786
Volume-Quota	786
Volume-Threshold	786
Duration-Quota	786
Duration-Threshold	787
Update-Reason	787
Pre-Paid-Server	787
Service-ID	788
Rating-Group-ID	788
Termination-Action	788
WiMAX-Prepaid-Indicator	788
WiMAX-Prepaid-Tariff-Switch	789
Quota-Identifier	789
Volume-Used-After-Tariff-Switch	789
Tariff-Switch-Interval	789
Time-Interval-After-Tariff-Switch-Update	789
WiMAX-QoS-Descriptor	789
QoS-ID	790

Global-Service-Class-Name 790

Service-Class-Name 790

Schedule-Type 790

Traffic-Priority 790

Maximum-Sustained-Traffic-Rate 791

Minimum-Reserved-Traffic-Rate 791

Maximum-Traffic-Burst 791

Tolerated-Jitter 791

Maximum-Latency 791

Reduced-Resources-Code 791

Media-Flow-Type 792

Unsolicited-Grant-Interval 792

SDU-Size 792

Unsolicited-Polling-Interval 792

Transmission-Policy 793

DSCP 793

WiMAX-SDF-ID 794

WiMAX-Session-Continue 794

WiMAX-Session-Term-Capability 794

Win-Call-Id 795

Win-Service-Name 795

WSType 795

---

**APPENDIX A**      **AAA Engineering Rules** 797

                    AAA Interface Rules 797

---

**APPENDIX B**      **RADIUS Server State Behavior** 799

                    Understanding RADIUS Server States and Commands 799

                        Server States 799

                        RADIUS Server Commands 799

                        Server State Triggers 801



# CHAPTER 1

## About this Guide

---



**Note** Control and User Plane Separation (CUPS) represents a significant architectural change in the way StarOS-based products are deployed in the 3G, 4G, and 5G networks. Unless otherwise specified, it should not be assumed that any constructs (including, but not limited to, commands, statistics, attributes, MIB objects, alarms, logs, services) referenced in this document imply functional parity between legacy/non-CUPS and CUPS products. Please contact your Cisco Account or Support representative for any questions about parity between these products

---



**Note** The documentation set for this product strives to use bias-free language. For purposes of this documentation set, bias-free is defined as language that does not imply discrimination based on age, disability, gender, racial identity, ethnic identity, sexual orientation, socioeconomic status, and intersectionality. Exceptions may be present in the documentation due to language that is hardcoded in the user interfaces of the product software, language used based on RFP documentation, or language that is used by a referenced third-party product.

---



**Note** The HA, HSGW, PDSN, and SecGW products have reached end of life and are not supported in this release. Any references to these products (specific or implied) their components or functions including CLI commands and parameters in this document are coincidental and are not supported. Full details on the end of life for these products are available at <https://www.cisco.com/c/en/us/products/collateral/wireless/asr-5000-series/eos-eol-notice-c51-740422.html>.

---

This preface describes the *AAA Interface Administration and Reference*, how it is organized and its document conventions.

Authentication, Authorization, and Accounting (AAA) is a StarOS™ service that runs on Cisco® ASR 5500 and virtualized platforms.

This document provides information on basic AAA features, and how to configure the AAA interface to enable AAA functionality for your core network service subscribers in a wireless carrier network.

- [Conventions Used, on page 2](#)
- [Supported Documents and Resources, on page 2](#)
- [Contacting Customer Support , on page 3](#)

## Conventions Used

The following tables describe the conventions used throughout this documentation.

Icon	Notice Type	Description
Image missing	Information Note	information about important features or instructions.
Image missing	Caution	Alerts you of potential damage to a program, device, or system.
Image missing	Warning	Alerts you of potential personal injury or fatality. May also alert you of potential electrical hazards.

Typeface Conventions	Description
Text represented as a <code>screen display</code>	This typeface represents displays that appear on your terminal screen, for example:  <code>Login:</code>
Text represented as <b>commands</b>	This typeface represents commands that you enter, for example:  <b>show ip access-list</b>  This document always gives the full form of a command in lowercase letters. Commands are not case sensitive.
Text represented as a <b>command</b> <i>variable</i>	This typeface represents a variable that is part of a command, for example:  <b>show card</b> <i>slot_number</i>  <i>slot_number</i> is a variable representing the desired chassis slot number.
Text represented as menu or sub-menu names	This typeface represents menus and sub-menus that you access within a software application, for example:  Click the <b>File</b> menu, then click <b>New</b>

## Supported Documents and Resources

### Related Documentation

The most up-to-date information for this product is available in the product *Release Notes* provided with each software release.



The following related product documents are also available:

- *ASR 5500 Installation Guide*
- *Command Line Interface Reference*
- *GTPP Interface Administration and Reference*
- *IPSec Reference*
- Platform-specific System Administration Guides
- Product-specific Administration Guides
- *Release Change Reference*
- *SNMP MIB Reference*
- *Statistics and Counters Reference*
- *Statistics and Counters Reference - Bulk Statistics Descriptions*
- *Thresholding Configuration Guide*

## Contacting Customer Support

Use the information in this section to contact customer support.

Refer to the support area of <http://www.cisco.com> for up-to-date product documentation or to submit a service request. A valid username and password are required to access this site. Please contact your Cisco sales or service representative for additional information.





## CHAPTER 2

# AAA Introduction and Overview

This chapter provides the information on how to configure the AAA interface to enable authentication, authorization, and accounting (AAA) functionality for your core network service subscribers in a wireless carrier network.

This chapter provides information on basic AAA features. For information on product-specific AAA features and product-specific AAA interface configurations, refer to the administration guide for the product that you are deploying.

- [Overview, on page 5](#)
- [Diameter Proxy, on page 8](#)
- [Supported Features, on page 8](#)

## Overview

The Authentication, authorization, and accounting (AAA) subsystem on the chassis provides the basic framework to configure access control on your network. The AAA subsystem in core network supports Remote Authentication Dial-In User Service (RADIUS) and Diameter protocol based AAA interface support. The AAA subsystem also provides a wide range of configurations for AAA servers in groups, which in effect contain a series of RADIUS/Diameter parameters for each application. This allows a single group to define a mix of Diameter and RADIUS servers for the various application functions.

Although AAA functionality is available through AAA subsystem, the chassis provides onboard access control functionality for simple access control through subscriber/APN authentication methods.

AAA functionality provides capabilities to operator to enable authentication and authorization for a subscriber or a group of subscriber through domain or APN configuration. The AAA interface provides the following AAA support to a network service:

- **Authentication:** It is the method of identifying users, including login and password, challenge and response, messaging support, and encryption. Authentication is the way to identify a subscriber prior to being allowed access to the network and network services. An operator can configure AAA authentication by defining a list of authentication methods, and then applying that list to various interfaces.

All authentication methods, except for chassis-level authentication, must be defined through AAA configuration.

- **Authorization:** It is the method to provide access control, including authorization for a subscriber or domain profile. AAA authorization sends a set of attributes to the service describing the services that the user can access. These attributes determine the user's actual capabilities and restrictions.

- **Accounting:** Collects and sends subscriber usage and access information used for billing, auditing, and reporting, such as user identities, start and stop times, performed actions, number of packets, and number of bytes.

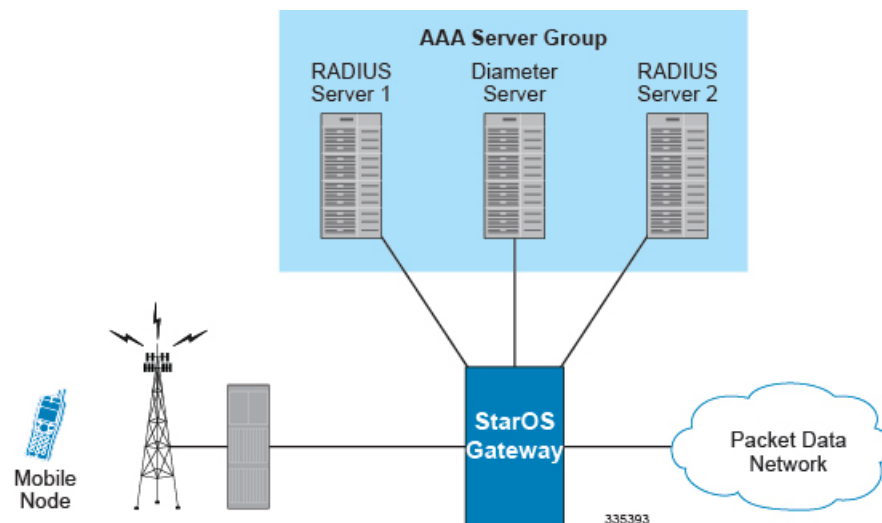
Accounting enables operator to analyze the services users are accessing as well as the amount of network resources they are consuming. Accounting records are comprised of accounting AVPs and are stored on the accounting server. This accounting information can then be analyzed for network management, client billing, and/or auditing.

Advantages of using AAA are:

- Higher flexibility for subscriber access control configuration
- Better accounting, charging, and reporting options
- Industry standard RADIUS and Diameter authentication

The following figure shows a typical AAA server group configuration that includes three AAA servers (RADIUS and Diameter).

**Figure 1: AAA Server Group Configuration in Core Network**



### Product Support Matrix for AAA

The following table provides the information on AAA (RADIUS and Diameter) support with our series of core multimedia gateway products. The symbol (X) indicates that the support for the identified AAA function exists for that particular product.



**Note** In Release 20.0 and later, HNMGW is not supported. For more information, contact your Cisco account representative.

Product Name	Diameter Accounting	Diameter Authentication	RADIUS
Access Service Network Gateway (ASN-GW)	X	X (EAP)	X

Product Name	Diameter Accounting	Diameter Authentication	RADIUS
Femto Network Gateway (FN-GW)	N/A	N/A	X
Gateway GPRS Support Node (GGSN)	X	X (S6b)	X
Home Agent (HA)	N/A	N/A	X
Home NodeB Gateway (HNB-GW)	N/A	N/A	X
HRPD Serving Gateway (HS-GW)	X	X (STa)	N/A
IP Services Gateway (IPSG)	N/A	N/A	X
Mobility Management Entity (MME)	N/A	X (S6a/S13)	N/A
Packet Data Gateway/Tunnel Termination Gateway (PDG/TTG)	N/A	X (SWm)	X
Packet Data Interworking Function (PDIF)	N/A	X (EAP)	X
Packet Data Support Node (PDSN)	N/A	N/A	X
Packet Data Network (PDN) Gateway (P-GW)	X	X (S6b)	X
Session Control Manager (SCM)	X	X (Cx)	X
Serving GPRS Support Node (SGSN)	N/A	X (S6d)	N/A
Serving Gateway (S-GW)	X	N/A	X

## Qualified Platforms

AAA is a StarOS service that runs on Cisco ASR 5500 and virtualized platforms. For additional platform information, refer to the appropriate *System Administration Guide* and/or contact your Cisco account representative.

## License Requirements

AAA is a licensed Cisco feature. Separate feature licenses may be required. Contact your Cisco account representative for detailed information on specific licensing requirements. For information on installing and verifying licenses, refer to the *Managing License Keys* section of the *Software Management Operations* chapter in the *System Administration Guide*.

# Diameter Proxy

The proxy acts as an application gateway for Diameter. It gets the configuration information at process startup and decides which Diameter peer has to be contacted for each application. It establishes the peer connection if no peer connection already exists. Upon receiving the answer, it uses the Diameter session ID to identify to which application the message is intended.

Each PSC has a Diameter proxy identified by the IPv6 origin host address. If the number of configured origin hosts is lesser than the number of active PSCs, some (i.e. those number where no origin hosts associated with) PSCs will not activate Diameter processing at all, and instead notify administrators of the erroneous configuration with syslog/traps.

If the number of configured origin hosts is greater than the number of active PSCs, the application will automatically select which configured host is to be used per PSC.

In 18.0 and later releases, Diameter Proxy has been scaled to handle more number of transactions per proxy, and support the requirement for the DPC2 card in ASR 5500. To support this scaling architecture, a new framework "proclat-map-frwk" has been developed. This framework works in Client-Server model. For diamproxy enhancement, diactrl will act as the server and the proclats (sessmgr and aaamgr) act as client. The framework will maintain a set of tables in both Client and Server which contains details about the endpoint to diamproxy association.

In support of this feature, the existing CLI command **require diameter-proxy** has been enhanced to allow multiple Diameter proxies per card and specify the proxy selection algorithm type in ASR 5500. For more information on this command, refer to the *Command Line Interface Reference*.



## Important

After you configure the **require diameter-proxy** CLI command, you must save the configuration and then reload the chassis for the command to take effect. For information on saving the configuration file and reloading the chassis, refer to the *System Administration Guide* for your deployment.

## Supported Features

This section provides the list of features that are supported by RADIUS and Diameter.

### Diameter Host Select Template Configuration

This feature allows the user to configure Diameter host template at Global Configuration level. Diameter host template is a table of peer servers that can be shared by different Diameter services. This template can be configured using **diameter-host-template** command in the Global Configuration Mode.



## Note

Currently, only Gx service can be associated with the template.

When this command is configured, it allows the user to specify the name of a new or existing Diameter host template and then enters the Diameter Host Select mode. You can configure up to 256 templates on the system.

To use the template, Diameter applications must be associated with the template. For example, using **diameter host-select-template** command in Policy Control Configuration Mode will bind the IMS authorization service to the configured Diameter host select template. When an association is made to the template, the system selects the Diameter peer to be contacted based on rows configured in the table and the algorithm configured for selecting rows in the table. The system uses the returned host name(s) to contact the primary PCRF (and secondary if configured) and establish the call.

If no association is made to the template then the **diameter peer-select** command configured at the application level will be used for peer selection.

If more than one service is using the same set of **peer-select** commands, then it is better to define all the peer selection CLI commands in the template and associate the services to the template.

For information on the command used for configuring this feature, refer to the *Command Line Interface Reference*.

## Diameter Server Selection for Load-balancing

Diameter load balancing implementation maintains a fixed number of servers active at all times for load balancing in case of failures. This can be done by selecting a server with lower weight and adding it to the set of active servers.

Consider the following requirements in the Diameter Endpoint configuration for load balancing:

- Endpoint configuration is needed to specify the minimum number of servers that needs to be active for the service.
- If any one of the servers in the current active group fails, one of the idle servers needs to be selected for servicing the new requests.
- New sessions should be assigned to idle servers with higher weight.
- New session should be assigned to idle servers with lower weight only if
  - The number of active servers are less than the minimum number of servers required for the service
  - Idle servers with higher priority are not available

For information on the commands used for configuring the load-balancing feature, refer to the *Command Line Interface Reference*.

## DSCP Marking for Signaling Traffic

This feature is introduced to prioritize the signaling traffic based on DSCP marking on the IP packets of the signaling messages. Diameter signaling messages also need to be marked with DS code points to classify/manage network traffic and provide Quality of Service (QoS).

Command **dscp** in the Diameter endpoint configuration mode is used to set the Differential Services Code Point (DSCP) in the IP header of the Diameter messages sent from the Diameter endpoint.

The following recommended Per-Hop-Behaviours are predefined:

PHB	Description	DSCP value	TOS value
BE	Best effort PHB (Default)	000 000 (0)	0

PHB	Description	DSCP value	TOS value
EF	Expedited Forwarding PHB	101 110 (46)	184
AF11	Assured Forwarding Class 1 low drop PHB	001 010 (10)	40
AF12	Assured Forwarding Class 1 medium drop PHB	001 100 (12)	48
AF13	Assured Forwarding Class 1 high drop PHB	001 110 (14)	56
AF21	Assured Forwarding Class 2 low drop PHB	001 010 (18)	72
AF22	Assured Forwarding Class 2 medium drop PHB	001 100 (20)	80
AF23	Assured Forwarding Class 2 high drop PHB	001 110 (22)	88
AF31	Assured Forwarding Class 3 low drop PHB	001 010 (26)	104
AF32	Assured Forwarding Class 3 medium drop PHB	001 100 (28)	112
AF33	Assured Forwarding Class 3 high drop PHB	001 110 (30)	120
AF41	Assured Forwarding Class 4 low drop PHB	001 010 (34)	136
AF42	Assured Forwarding Class 4 medium drop PHB	001 100 (36)	144
AF43	Assured Forwarding Class 4 high drop PHB	001 110 (38)	152
CS1	Class Selector 1 PHB	001 000 (8)	32
CS2	Class Selector 2 PHB	010 000 (16)	64
CS3	Class Selector 3 PHB	011 000 (24)	96
CS4	Class Selector 4 PHB	100 000 (32)	128
CS5	Class Selector 5 PHB	101 000 (40)	160
CS6	Class Selector 6 PHB	110 000 (48)	192
CS7	Class Selector 7 PHB	111 000 (56)	224

Note the difference between DSCP and the TOS values. TOS is an 8 bit field, but DSCP uses only the leading 6 bits of the TOS field.

For more information on the command used for configuring this feature, refer to the *Command Line Interface Reference*.



## Dynamic Diameter Dictionary Configuration

Apart from the standard and customer-specific dictionaries supported currently in the Diameter application, this feature allows the dynamic configuration of any new Diameter dictionaries at run time. This feature can be configured using **diameter dynamic-dictionary** command in the Global Configuration Mode. For more information on this command, refer to the *Command Line Interface Reference*.



---

**Note** Up to a maximum of 10 dynamic dictionaries can be configured and loaded in to the system.

---

To perform this configuration, a text file should be created in ABNF format and all the required Diameter AVPs and command codes should be configured in the file. Then, the file should be saved in flash or some URL that will be accessible by the system. Now, run the **dict\_validate.exe** authentication tool on the created dynamic dictionary text file. This authentication tool does basic syntax checks on the file and prepends the file contents with an MD5 checksum. This checksum ensures that the dictionary cannot be modified once created. Currently, only Cisco personnel can access the authentication tool **dict\_validate.exe**.



---

**Note** It is highly necessary that you must not create dynamic dictionary for your customization needs. Contact your Cisco account representative for any new dynamic dictionary creation request.

---

Now, configure a dynamic dictionary with an unique name and map it to the URL of the file to be loaded dynamically in to the system at the global configuration level.

When the names of the dynamic dictionaries and their URLs are configured, the corresponding files at the respective URLs are parsed and populated in all SessMgr and AAAMgr facilities as new dictionaries and kept available to be used when these dictionary names are configured under any Diameter application level or AAA group.

When a dynamic dictionary name is configured under an application such as IMS authorization service or in a AAA group, the corresponding dictionary (which is already loaded in SessMgrs and AAAMgrs) entry will be used.

There will be only one instance of a dynamic dictionary loaded in to a task for one dynamic dictionary name even if the same dictionary name is configured in multiple AAA groups or multiple application configurations. That is, even if the same dictionary name is configured in several applications or several AAA groups, all these applications and AAA groups will refer to the same dynamic dictionary instance.

## Failure Handling Template Configuration

This feature allows the user to configure Failure Handling template at Global Configuration level. The failure handling template defines the action to be taken when the Diameter application encounters a failure for example, a result-code failure, tx-expiry or response-timeout. The application will take the action given by the template. This template can be configured using **failure-handling-template** command in the Global Configuration Mode.



---

**Note** A maximum of 64 templates can be configured on the system.

---

This command specifies the name of a new or existing failure handling template and enters the Failure Handling Template mode. Lookup is done first to identify if there is an exact match for message-type and failure-type. If not present, lookup is done for 'any' match for message and failure type.

If there are different failure handling configurations present within the template for the same message type, the action is applied as per the latest error encountered.

To use the template, Diameter applications must be associated with the template. For example, using **associate failure-handling-template** command in Credit Control Configuration Mode will bind the Diameter Credit Control Application (DCCA) service to the configured failure handling template. When an association is made to the template, in the event of a failure, the system takes the action as defined in the failure handling template. Both IMS Authorization (Gx) and DCCA (Gy) services can be currently associated with the template.

If the association is not made to the template then failure handling behavior configured in the application with the **failure-handling** command will take effect.

For information on the command used for configuring this feature, refer to the *Command Line Interface Reference*.

## Fire-and-Forget Feature

The current release supports configuring secondary AAA accounting group for the APN. This supports the RADIUS Fire-and-Forget feature in conjunction with GGSN and P-GW for secondary accounting (with different RADIUS accounting group configuration) to the RADIUS servers without expecting acknowledgement from the server, in addition to standard RADIUS accounting. This secondary accounting will be an exact copy of all the standard RADIUS accounting message (RADIUS Start / Interim / Stop) sent to the standard AAA RADIUS server.

This feature also supports configuring secondary AAA accounting group for the subscriber template. This supports the No-ACK RADIUS Targets feature in conjunction with PDSN and HA for secondary accounting (with different RADIUS accounting group configuration) to the RADIUS servers without expecting the acknowledgement from the server, in addition to standard RADIUS accounting. This secondary accounting will be an exact copy of all the standard RADIUS accounting message (RADIUS Start / Interim / Stop) sent to the standard AAA RADIUS server.

Typically, the request sent to the Radius Accounting Server configured under the AAA group with the CLI **radius accounting fire-and-forget** configured will not expect a response from the server. If there is a need to send the request to multiple servers, the accounting algorithm first-n will be used in the AAA group.

If the server is down, the request is sent to the next server in the group. If all the servers in the group are down, then the request is deleted.




---

**Note** Please note that on-the-fly change in the configuration is not permitted. Any change in the configuration will have effect only for the new calls.

---

For information on the commands used for configuring this feature, refer to the *Command Line Interface Reference*.

## Realm-based Routing

In StarOS 12.0 and later releases, the Diameter routing logic has been modified to enable routing to destination hosts that are not directly connected to the Diameter clients like GGSN, MME, PGW, and that does not have a route entry configured. Message routing to the host is based on the realm of the host.

For a given session towards a Destination Host, all the messages belonging to the session will be routed through the same peer until the peer is down. If the peer goes down, for the subsequent messages failure handling mechanism will be triggered and the message will be sent using other available peers connected to the destination host.

## Dynamic Route Addition

Dynamic routes are added when a response to a Diameter request message arrives with Origin-Host AVP. If there is no route entry corresponding to the Origin-Host, realm and peer, a new dynamic route entry is created and added to the table. This route entry will be flagged as Dynamic and a Path Cache entry. The following entries will be added to the dynamic route entry.

- Flag (Dynamic and Path-Cache)
- Host name (Corresponding to the Origin-Host from the response)
- Realm (Obtained from the session)
- Application id (Obtained from the session)
- Peer (From which the response was received)
- Weight (Inherit the weight of the realm-based route entry based on which the request was routed)

## Dynamic Route Deletion

The dynamic route will be deleted from the routing table in the following conditions:

- The peer associated with the route-entry is deleted.
- When the route is not used by any of the sessions for a given period of time.
- When the realm based route from which the dynamic route is derived, is deleted.

The route deletion can be accomplished by introducing a new CLI in the Diameter Endpoint configuration mode. This CLI allows configuring an expiry timeout based on which the route entry will be deleted.

For information on the commands used for configuring the realm-based routing feature, refer to the *Command Line Interface Reference*.

## Wildcard based Diameter Routing

This feature provides customers the ability to configure wildcard based Diameter realm routing to avoid configuring individual Diameter peers and/or realms for all possible Diameter servers in their network.

The wildcard Diameter routes can be statically configured under a Diameter endpoint configuration using the CLI "**route-entry realm \* peer peer\_name**".

These route entries are treated as default route entries and they will be selected when there is no matching host@realm based or no realm based route entry available.

The wildcard route entry can be configured in the following ways:

```
route-entry realm * peer peer_name
```

- or -

```
route-entry host * realm * peer peer_name
```

Both these configurations have the same effect; matches to any host and any realm.

The wildcard Diameter route is added along with other realm based route entries in database. The wildcard route entry will be selected to route a message only if the message's destination realm does not match with any of the other static realm based routes.

For example,

```
route-entry realm abc.com peer peer1
```

```
route-entry realm def.com peer peer2
```

```
route-entry realm * peer peer-default
```

If the message's destination realm is *abc.com* then the message will be routed to *peer1*. If the message's destination realm is *def.com* then the message will be routed to *peer2*. If the destination realm is *xyz.com* then the message will be routed to "*peer-default*".

When multiple wildcard route entries are configured with same weights, then the routes are selected in a round robin fashion. When multiple wildcard route entries are configured with different weights, then the route with the highest weight will be selected.

In case when there are multiple wildcard routes with higher and equal weights and some routes with lower weights, then only the higher weight routes will be selected in round robin-fashion. The lower weight route can be selected only when the higher weight routes are not valid because of the peers being not in good state.

## Rate Limiting Function (RLF)



### Note

Rate Limiting Function (RLF) is a license-controlled feature. A valid feature license must be installed prior to configuring this feature. Contact your Cisco account representative for more information.

The RLF feature implements a generic framework that can be used by multiple interfaces and products for rate-limiting/throttling outgoing messages like Diameter messages on Gx, Gy interface towards PCRF.

When applications send messages to peers at a high rate, (e.g. when a large number of sessions goes down at the same time, accounting stop messages for all the sessions are generated at the same time) the peer may not be able to handle the messages at such high rates. To overcome this situation, the Rate Limiting Function (RLF) framework is developed so that the application sends messages at an optimal rate such that peer is capable of receiving all the messages and does not enter an overload condition.

This feature can be enabled using the CLI command **rlf-template** in the Global Configuration mode. The users can define the rate limiting configurations within this template. For more information on the command, see the *Command Line Interface Reference*.



### Note

RLF template cannot be deleted if it is bound to any application (peers/endpoints).

When RLF feature is enabled, all the messages from the application are pushed to the RLF module for throttling and rate control, and depending on the message-rate configured the RLF module sends the messages to the peer. Once the rate or a threshold value is reached, the RLF module notifies the application to slow down or stop sending messages. RLF module also notifies the application when it is capable of accepting more messages to be sent to the peer. RLF module typically uses a Token Bucket Algorithm to achieve rate limiting.

Currently in the deployment of the Diameter applications ( Gx, Gy, etc.), many operators make use of "**max-outstanding** <number>" as a means of achieving some rate-limiting on the outgoing control traffic. With RLF in place, this is no longer required since RLF takes care of rate-limiting in all cases. If RLF is used and **max-outstanding** is also used, there might be undesirable results.



---

**Note** If RLF is being used with an "**diameter endpoint**", then set the **max-outstanding** value of the peer to be 255.

---

To use the template, Diameter or any other applications must be associated with the template. The RLF provides only the framework to perform the rate limiting at the configured Transactions Per Second (TPS). The applications (like Diameter) should perform the configuration specific to each application.

## Truncation of Diameter Origin Host Name

Diameter host name is too long for the customer network to handle and process. The host name cannot be changed as it remains constant throughout the lifecycle of client application. So, a new CLI configuration **require diameter origin-host-abbreviation** is introduced in the Global Configuration mode to control the truncation of Diameter origin-host name.

The Diameter origin-host-name is represented as <instance-number>-<proclename>.<name>, where the proclt name can be sessmgr, diamproxy or aaamgr.

The **require diameter origin-host-abbreviation** CLI command aids in reducing the length of Diameter origin-host names by using "d" instead of "diamproxy", "s" instead of "sessmgr", and "a" instead of "aaamgr". If this CLI command is configured then the Diameter origin-host-name value is constructed with the corresponding proclt name abbreviations.

For example, if a Diameter proxy is used to connect to a peer then the origin host will be *0001-diamproxy.endpoint* without the CLI configuration. When the **require diameter origin-host-abbreviation** CLI command is enabled, the origin host will be *0001-d.endpoint*.



---

**Note** This CLI configuration is applicable only at the time of system boot. If the CLI command is configured during run time, the following warning message is displayed "Warning: System already has running services, save config and reboot to take effect".

---

For more information on CLI configuration, see the *Command Line Interface Reference* guide.





## CHAPTER 3

# AAA Interface Configuration

---

This chapter describes how to configure access control to network services, and the type of services available to subscribers once they have access. The authentication, authorization, and accounting (AAA) configuration described in this chapter provides the primary framework through which you can set up AAA functionality in your network for a service subscriber.

Procedures to configure and administer core network services are described in detail in the administration guide for the product that you are deploying. System-related configuration procedures are described in detail in the *System Administration Guide*. Before using the procedures in this chapter, it is recommended to refer the respective product administration guide and the *System Administration Guide*.

This chapter includes the following information:

- [Configuring RADIUS AAA Functionality, on page 17](#)
- [Configuring Diameter AAA Functionality, on page 20](#)
- [Configuring System-Level AAA Functionality, on page 27](#)
- [Configuring AAA Server Group for AAA Functionality, on page 28](#)
- [Configuring the Destination Context Attribute, on page 32](#)

## Configuring RADIUS AAA Functionality

RADIUS-based AAA functionality must be configured at the context and system levels. This section describes how to configure the RADIUS-based AAA parameters at the context and system levels.

To configure RADIUS AAA functionality:

- 
- Step 1** Configure RADIUS AAA functionality at context level as described in the [Configuring RADIUS AAA Functionality, on page 17](#) section.
  - Step 2** Configure system-level AAA parameters as described in the [Configuring System-Level AAA Functionality, on page 27](#) section.
  - Step 3** Save your configuration to flash memory, an external memory device, and/or a network location using the Exec mode command **save configuration**. For additional information on how to verify and save configuration files, refer to the *System Administration Guide* and the *Command Line Interface Reference*.

**Note** Commands used in the configuration examples in this section provide base functionality to the extent that the most common or likely commands and/or keyword options are presented. In many cases, other optional commands and/or keyword options are available. Refer to the *Command Line Interface Reference* for complete information regarding all commands.

## Configuring RADIUS AAA Functionality at Context Level

This section describes how to configure context-level RADIUS parameters for subscriber authentication and accounting (optional). As noted in this reference, RADIUS-based AAA functionality can be configured within any context, even its own.



**Note** This section provides minimum instructions to configure context-level AAA functionality that allows the system to process data sessions. Commands that configure additional context-level AAA properties are described in the *Understanding the System Operation and Configuration* chapter of the *System Administration Guide*.



**Note** Commands except **change-authorize-nas-ip**, **accounting prepaid**, **accounting prepaid custom**, and **accounting unestablished-sessions** used in this section, or in the *Understanding the System Operation and Configuration* chapter, are also applicable to support AAA server group for AAA functionality. For details on AAA server group functionality, see the [Configuring AAA Server Group for AAA Functionality, on page 28](#) section.

To configure RADIUS AAA functionality at the context level use the following configuration:

```
configure
  context <context_name>
    radius server <ipv4/ipv6_address> key <shared_secret> [ max <value> ]
  [ oldports | port <tcp_port> ] [ priority <priority> ]
    radius [ mediation-device ] accounting server <ipv4/ipv6_address>
  key <shared_secret> [ acct-on { enable | disable } ] [ acct-off { enable |
  disable } ] [ max <msgs> ] [ oldports ] [ port <port_number> ] [ priority
  <priority> ] [ type standard ]
    radius attribute nas-identifier <identifier>
    radius attribute nas-ip-address address <primary_ipv4/ipv6_address>
  [ backup <secondary_ipv4/ipv6_address> ]
    radius strip-domain [ authentication-only | accounting-only ]
  end
```

Notes:

- *Optional.* If you want to support more than 320 server configurations system-wide, in the Global Configuration Mode, use the following command:

```
aaa large-configuration
```






---

**important** After you configure this command, you must save the configuration and then reload the chassis for the command to take effect. For information on saving the configuration file and reloading the chassis, refer to the *System Administration Guide* for your deployment.

---

- `<context_name>` must be the system context designated for AAA configuration.
- For information on GGSN-specific additional configurations using RADIUS accounting see the *Creating and Configuring APNs* section of the *GGSN Administration Guide*.
- In this release, the configuration of NAS IP address with IPv6 prefix is currently not supported.
- `<identifier>` must be the name designated to identify the system in the Access Request message(s) it sends to the RADIUS server.
- *Optional*. Multiple RADIUS attribute dictionaries have been created for the system. Each dictionary consists of a set of attributes that can be used in conjunction with the system. As a result, users could take advantage of all of the supported attributes or only a subset. To specify the RADIUS attribute dictionary that you want to implement, in the Context Configuration Mode, use the following command:

```
radius dictionary { 3gpp | 3gpp2 | 3gpp2-835 | customXX | standard | starent | starent-835 |
starent-vsaa1 | starent-vsaa1-835 }
```

- *Optional*. Configure the system to support NAI-based authentication in the event that the system cannot authenticate the subscriber using a supported authentication protocol. To enable NAI-construction, in the Context Configuration Mode, use the following command:

```
aaa constructed-nai authentication [ encrypted ] password <password>
```

- *Optional*. If RADIUS is configured for GGSN service, the system can be configured to support NAI-based authentication to use RADIUS shared secret as password. To enable, in the Context Configuration Mode, use the following command:

```
aaa constructed-nai authentication use-shared-secret-password
```

If authentication type is set to allow-noauth or msid-auth and aaa constructed-nai authentication use-shared-secret-password is issued then the system will use RADIUS shared secret as password. In case the authentication type is msid-auth it will always send RADIUS shared secret as password by default in ACCESS-REQUEST.

- *Optional*. To configure the system to allow a user session even when all authentication servers are unreachable, in the Context Configuration Mode, use the following command. When enabled, the session is allowed without authentication. However, the accounting information is still sent to the RADIUS accounting server, if it is reachable.

```
radius allow authentication-down
```

- *Optional*. To configure the maximum number of times RADIUS authentication requests must be re-transmitted, in the Context Configuration Mode, use the following command:

```
radius max-transmissions <transmissions>
```

- *Optional*. If RADIUS is configured for PDSN service, to configure the accounting trigger options for R-P originated calls to generate STOP immediately or to wait for active-stop from old PCF on handoff, in the Context Configuration Mode, use the following command:

**radius accounting rp handoff-stop { immediate | wait-active-stop }**

For more information on configuring additional accounting trigger options for R-P generated calls for a PDSN service, refer to the **radius accounting rp** command in the *Command Line Interface Reference*.

- *Optional.* To configure the system to check for failed RADIUS AAA servers, in the Context Configuration Mode, use the following command:

```
radius detect-dead-server { consecutive-failures <count> | keepalive | response-timeout <seconds> }
```

After a server's state is changed to "Down", the deadtime timer is started. When the timer expires, the server's state is returned to "Active". If both **consecutive-failures** and **response-timeout** are configured, then both parameters have to be met before a server's state is changed to "Down". For a complete explanation of RADIUS server states, refer to *RADIUS Server State Behavior* appendix.

- *Optional.* To configure the system to check for failed RADIUS accounting servers, in the Context Configuration Mode, use the following command:

```
radius accounting detect-dead-server { consecutive-failures <count> | response-timeout <seconds> }
```

After a server's state is changed to "Down", the deadtime timer is started. When the timer expires, the server's state is returned to "Active". If both **consecutive-failures** and **response-timeout** are configured, then both parameters have to be met before a server's state is changed to "Down". For a complete explanation of RADIUS server states, refer to *RADIUS Server State Behavior*.

- *Optional.* If required, users can configure the dynamic redundancy for HA as described in the *HA Redundancy for Dynamic Home Agent Assignment* chapter of the *Home Agent Administration Guide*.

## Verifying your configuration

To verify your configuration:

In the Exec mode, enter the following command:

```
show configuration context <context_name>
```

In the output, verify the AAA settings that you have configured in this user session.

## Configuring Diameter AAA Functionality

This section describes how to configure the Diameter endpoints and system to use the Diameter servers for subscriber authentication and accounting (optional).

To configure Diameter AAA functionality:

- 
- Step 1** Configure Diameter endpoint as described in the [Configuring Diameter Endpoint, on page 21](#) section.
  - Step 2** Configure Diameter context-level AAA parameters as described in the [Configuring Diameter AAA Functionality at Context Level, on page 23](#) section.
  - Step 3** Configure system-level AAA parameters as described in the [Configuring System-Level AAA Functionality, on page 27](#) section.

- Step 4** Save your configuration to flash memory, an external memory device, and/or a network location using the Exec mode command **save configuration**. For additional information on how to verify and save configuration files, refer to the *System Administration Guide* and the *Command Line Interface Reference*.
- Note** Commands used in the configuration examples in this section provide base functionality to the extent that the most common or likely commands and/or keyword options are presented. In many cases, other optional commands and/or keyword options are available. Refer to the *Command Line Interface Reference* for complete information regarding all commands.
- Note** In releases prior to 12.0, the configuration of Diameter nodes and host strings like endpoint name, peer name, host name, realm name, and fqdn were case-sensitive. In 12.0 and later releases, all the Diameter related node IDs are considered case insensitive. This change applies to both the local configuration and communication with external nodes.

## Configuring Diameter Endpoint

Before configuring the Diameter AAA functionality you must configure the Diameter endpoint.

Use the following configuration example to configure Diameter endpoint:

```
configure
  context <context_name>
    diameter endpoint <endpoint_name>
      origin host <host_name> address <ipv4/ipv6_address> [ port
<port_number> ] [ accept-incoming-connections ] [ address
<ipv4/ipv6_address_secondary> ]
      peer <peer_name> [ realm <realm_name> ] address <ipv4/ipv6_address>
[ [ port <port_number> ] [ connect-on-application-access ] [
send-dpr-before-disconnect [ disconnect-cause <disconnect_cause> ] ] [ sctp
] ]+
    end
```

Notes:

- *Optional.* To support Diameter proxy server on per-PAC/PSC or per-system basis, in the Global Configuration Mode, use the following command:

```
require diameter-proxy { master-slave | multiple | single }
```



**Important** After you configure this command, you must save the configuration and then reload the chassis for the command to take effect. For information on saving the configuration file and reloading the chassis, refer to the *System Administration Guide* for your deployment.

- *<context\_name>* must be the name of the system context designated for AAA configuration.
- *Optional.* To enable Diameter proxy for the endpoint, in the Diameter Endpoint Configuration Mode, use the following command:

```
use-proxy
```

- *Optional.* To set the realm for the Diameter endpoint, in the Diameter Endpoint Configuration Mode, use the following command:

```
origin realm <realm_name>
```

- <realm\_name> is typically a company or service name. The realm is the Diameter identity and will be present in all Diameter messages.
- *Optional.* To create an entry in the route table for the Diameter peer, in the Diameter Endpoint Configuration Mode, use the following command:

```
route-entry { [ host <host_name> ] [ peer <peer_id> ] [ realm <realm_name> ] } [ application  
credit-control ] [ weight <value> ]
```

- *Optional.* To specify the port for the Diameter endpoint, in the Diameter Endpoint Configuration Mode, use the following command:

```
origin host host_name address ipv4/ipv6_address [ port port_number ] [ accept-incoming-connections  
] [ address ipv4/ipv6_address_secondary ]
```

Port number in the origin host should be configured only when the chassis is running in server mode, i.e. when **accept-incoming-connections** is configured.

In this case it will open a listening socket on the specified port. For configurations where chassis is operating as a client, port number should not be included. In this case, a random source port will be chosen for outgoing connections. This is applicable for both with or without multi-homing.




---

**Note** Currently if multi-homing is configured, then the specified port is used instead of randomly chosen port. This is done so that application knows which port is used by the kernel as it will have to use the same port while adding/removing IP address from the association. Nevertheless, configuring port number in origin host for client mode is not supported.

---

- *Optional.* To set how the action after failure, or recovery after failure is performed for the route table, in the Diameter Endpoint Configuration Mode, use the following command:

```
route-failure { deadtime <seconds> | recovery-threshold percent <percent> | result-code  
<result_code> | threshold <counter> }
```

- *Optional.* To enable/disable the Transport Layer Security (TLS) support between Diameter client and Diameter server node, in the Diameter Endpoint Configuration Mode, use the following command:

```
tls { certificate <cert_string> | password <password> | privatekey <private_key> }
```

- *Optional.* To set the connection timeout, in seconds, in the Diameter Endpoint Configuration Mode, use the following command:

```
connection timeout <timeout>
```

- *Optional.* To set the connection retry timeout, in seconds, in the Diameter Endpoint Configuration Mode, use the following command:

```
connection retry-timeout <retry_timeout>
```

- *Optional.* To set the number of Device Watchdog Requests (DWRs) to be sent before the connection with a Diameter endpoint is closed, in the Diameter Endpoint Configuration Mode, use the following command:

```
device-watchdog-request max-retries <retry_count>
```

- *Optional.* To set the maximum number of Diameter messages that any ACS Manager (ACSMgr)/Session Manager (SessMgr) may send to any one peer awaiting responses, in the Context Configuration Mode, use the following command:

```
max-outstanding <msgs>
```

- *Optional.* To set the response timeout for the Diameter endpoint, in seconds, in the Diameter Endpoint Configuration Mode, use the following command:

```
response-timeout <duration>
```

- *Optional.* To set the watchdog timeout for the Diameter endpoint, in seconds, in the Diameter Endpoint Configuration Mode, use the following command:

```
watchdog-timeout <duration>
```

## Configuring Diameter AAA Functionality at Context Level

There are context-level Diameter parameters that must be configured to provide AAA functionality for subscriber sessions. As noted in *Understanding the System Operation and Configuration* chapter of the *System Administration Guide*, AAA functionality can be configured within any context, even its own.

This section describes how to configure the Diameter-based AAA parameters at the context level. To configure Diameter-based AAA parameters at the system level, see the [Configuring System-Level AAA Functionality, on page 27](#) section.



**Note** This section provides the minimum instruction set to configure context-level Diameter AAA functionality that allows the system to process data sessions. Commands that configure additional context-level AAA properties are provided in *Understanding the System Operation and Configuration* chapter of the *System Administration Guide*.

To configure Diameter AAA functionality at the context level use the following configuration:

```
configure
  context <context_name>
    diameter authentication endpoint <endpoint_name>
    diameter authentication server <host_name> priority <priority>
    diameter authentication dictionary <dictionary>
    diameter accounting endpoint <endpoint_name>
    diameter accounting server <host_name> priority <priority>
    diameter accounting dictionary <dictionary>
  end
```

Notes:

- <context\_name> must be the name of the system context designated for AAA configuration.

- *<endpoint\_name>* must be the same Diameter endpoint name configured in the [Configuring Diameter Endpoint, on page 21](#) section.
- *Optional.* To configure the number of retry attempts for a Diameter authentication request with the same server, if the server fails to respond to a request, in the Context Configuration Mode, use the following command:  
**diameter authentication max-retries** *<tries>*
- *Optional.* To configure the maximum number of transmission attempts for a Diameter authentication request, in the Context Configuration Mode, use the following command. Use this in conjunction with the **max-retries** *<tries>* option to control how many servers will be attempted to communicate with.  
**diameter authentication max-transmissions** *<transmissions>*
- *Optional.* To configure how long the system must wait for a response from a Diameter server before re-transmitting the authentication request, in the Context Configuration Mode, use the following command:  
**diameter authentication request-timeout** *<duration>*
- *Optional.* To configure how many times a Diameter accounting request must be retried with the same server, if the server fails to respond to a request, in the Context Configuration Mode, use the following command:  
**diameter accounting max-retries** *<tries>*
- *Optional.* To configure the maximum number of transmission attempts for a Diameter accounting request, in the Context Configuration Mode, use the following command. You can use this in conjunction with the **max-retries** *tries* option to control how many servers will be attempted to communicate with.  
**diameter accounting max-transmissions** *<transmissions>*
- *Optional.* To configure how long the system will wait for a response from a Diameter server before re-transmitting the accounting request, in the Context Configuration Mode, use the following command:  
**diameter accounting request-timeout** *<duration>*

## Verifying Your Configuration

To verify your configurations:

In the Exec mode, enter the following command:

**show configuration context** *<aaa\_context\_name>*

The output displays a concise list of settings that you have configured for the context.

## Configuring Diameter Authentication Failure Handling

This section describes how to configure Diameter Authentication Failure Handling at the context level and the AAA group level.

### Configuring at Context Level

This section describes how to configure context-level error handling for EAP requests / EAP termination requests. Specific actions (continue, retry-and-terminate, or terminate) can be associated with each possible

result-code. Ranges of result codes can be defined with the same action, or actions can be specific on a per-result code basis.

To configure Diameter Authentication Failure Handling at the context level use the following configuration:

```
configure
  context <context_name>
    diameter authentication failure-handling { authorization-request
  | eap-request | eap-termination-request } { request-timeout action {
continue | retry-and-terminate | terminate } | result-code <result_code> {
[ to <result_code> ] action { continue | retry-and-terminate | terminate }
} }
  end
```

Notes:

- <context\_name> must be the name of the system source context designated for subscriber configuration.

## Configuring at AAA Group Level

This section describes how to configure error handling for EAP requests / EAP termination requests at the AAA group level. Specific actions (continue, retry-and-terminate, or terminate) can be associated with each possible result-code. Ranges of result codes can be defined with the same action, or actions can be specific on a per-result code basis.

To configure Diameter Authentication Failure Handling at the AAA group level use the following configuration example:

```
configure
  context <context_name>
    aaa group <group_name>
      diameter authentication failure-handling {
authorization-request | eap-request | eap-termination-request } {
request-timeout action { continue | retry-and-terminate | terminate } |
result-code <result_code> { [ to <result_code> ] action { continue |
retry-and-terminate | terminate } } }
    end
```

Notes:

- <context\_name> must be the name of the system source context designated for subscriber configuration.
- <group\_name> must be the name of the AAA group designated for AAA functionality within the specific context.

## Configuring Diameter Failure Handling Template

This section describes how to configure Diameter Failure Handling Template at the global level.

The failure handling template defines the action to be taken when the Diameter application encounters a failure for example, a result-code failure, tx-expiry or response-timeout. The template can be used by any Diameter application that needs failure handling behavior.

To configure Diameter Failure Handling at the global level use the following configuration:

```

configure
    failure-handling <template_name>
        msg-type { any | authentication info request |
authorization-request | check-identity-request | credit-control-initial
| credit-control-terminate | credit-control-update | eap-request |
eap-termination-request | notify-request | profile-update-request |
purge-ue-request | update-location-request | user-data-request }
failure-type { any | diabase-error | diameter result-code { any-error |
result-code [ to end-result-code ] } | diameter exp-result-code { any-error |
result-code [ to end-result-code ] } | resp-timeout | tx-expiry } action {
continue [ local-fallback | send-ccrt-on-call-termination | without-retry
] | retry-and-terminate | terminate }
    end

```

Notes:

- A maximum of 64 templates can be configured on the system.
- Diameter applications (Gx, Gy) must be associated with the template. For example, using **associate failure-handling-template** command in Credit Control Configuration Mode will bind the Diameter Credit Control Application (DCCA) service to the configured failure handling template. When an association is made to the template, in the event of a failure, the system takes the action as defined in the failure handling template.
- For information on the commands, refer to the *Diameter Failure Handling Template Configuration Mode Commands* chapter of the *Command Line Interface Reference*.

## Configuring Dynamic Diameter Dictionary

This section describes how to configure Dynamic Diameter dictionary at the global level.

The Diameter dictionaries can be configured dynamically at run time.

To configure Dynamic Diameter dictionary at the global level use the following configuration:

```

configure
    diameter dynamic-dictionary <dict_name> <url>
    end

```

Notes:

- A maximum of 10 dynamic dictionaries can be configured and loaded in to the system.
- The dynamically loaded dictionaries can be configured under application group or AAA group using the option **dynamic-load** in the **diameter accounting dictionary** or **diameter authentication dictionary** command.
- For more information on the command, refer to the *Global Configuration Mode (A-K) Commands* chapter of the *Command Line Interface Reference*.

## Verifying Your Configuration

To verify your configurations:

In the Exec mode, enter the following command:



```
show diameter dynamic-dictionary all [ contents ]
```

The output displays a concise list of settings that you have configured.

## Configuring Rate Limiting Function Template

This section describes how to configure Rate LimitingFunction (RLF) Template at the global level.



**Note** Rate Limiting Function (RLF) is a license-controlled feature. A valid feature license must be installed prior to configuring this feature. Contact your Cisco account representative for more information.

The RLF template defines the rate limiting configurations for example, a threshold for rate-limiting the outgoing messages. The template can be used by any product/interface that needs to throttle and rate control the messages sent to the external network interfaces.

To configure RLF template at the global level use the following configuration:

```
configure
  rlf-template <template_name>
    delay-tolerance tolerance_value [ -noconfirm ]
    msg-rate tps_value burst-size size [ -noconfirm ]
    threshold { lower lowerThreshold_value | upper
upperThreshold_value } [ -noconfirm ]
  end
```

For information on the commands, refer to the *Rate Limiting Function Template Configuration Mode Commands* chapter of the *Command Line Interface Reference*.

## Verifying Your Configuration

To verify your configurations:

In the Exec mode, enter the following command:

```
show rlf-template all
```

The output displays a concise list of settings that you have configured.

## Configuring System-Level AAA Functionality

There are system-level AAA parameters that must be configured in order to provide AAA functionality for subscriber and context-level administrative user sessions. As noted in *Understanding the System Operation and Configuration* chapter of the *System Administration Guide*, AAA functionality can be configured within any context, even its own.



**Note** Commands used in the configuration examples in this section provide base functionality to the extent that the most common or likely commands and/or keyword options are presented. In many cases, other optional commands and/or keyword options are available. Refer to the *Command Line Interface Reference* for complete information regarding all commands.

This procedure applies to both RADIUS and Diameter.

To configure system-level AAA functionality use the following configuration:

```
configure
aaa default-domain subscriber <domain_name>
aaa default-domain administrator <domain_name>
aaa last-resort context subscriber <context_name>
aaa last-resort context administrator <context_name>
aaa username-format { domain | username } { @ | % | - | \ | # | / }
end
```

Notes:

- *<domain\_name>* is the name of the domain, or context, to use for performing AAA functions in the subscriber session. For information on the role of the default domain in the context selection process can be found in the *Understanding the System Operation and Configuration* chapter of the *System Administration Guide*.
- *<context\_name>* must be the name of the context to use for performing AAA functions in the subscriber session. Additional information on the role of the last-resort context in the context selection process can be found in the *Understanding the System Operation and Configuration* chapter of the *System Administration Guide*.
- Up to six user name formats can be configured. The default format is username@domain.

## Verifying your configuration

To verify your configuration:

In the Exec mode, enter the following command:

```
show configuration context <context_name>
```

In the output, verify the AAA settings that you have configured in this user session.

## Configuring AAA Server Group for AAA Functionality

In addition to the AAA configurations, a AAA server group feature can be configured at the context-level to manage subscriber authentication and accounting through configuring AAA servers into groups.

In general, 128 AAA Server IP address/port per context can be configured on the system and the system selects servers from this list depending on the server selection algorithm (round robin, first server). Instead of having a single list of servers per context, this feature provides the ability to configure multiple server groups. Each server group, in turn, consists of a list of servers.

This feature works in the following way:

- All authentication/accounting servers configured at the context-level are treated as part of a server group named "default". This default server group is available to all subscribers in that context through the realm (domain)/APN without any additional configuration.
- It provides a facility to create "user defined" AAA server groups, as many as 799 (excluding "default" server group), within a context. Any of the user-defined AAA server groups are available for assignment to a subscriber through the realm (domain)/APN configuration within that context.

- Subscribers/services/APNs/etc. are bound to a AAA group, which serves to define what Diameter/RADIUS server will be used for each AAA function (authentication, accounting, charging, and so on). Based on the request type the RADIUS or Diameter protocol type is selected to handle the AAA requests to be sent to the respective server.

AAA server group configuration is performed at the context-level. Different subscribers may use the same AAA context, but different AAA server groups only. Server configuration defined in the subscriber profile/APN template supersedes the servers or server groups configuration defined in context mode.

AAA server groups are assigned to the subscriber through realm (domain) configuration for all services. For GGSN service AAA server groups can be assigned to the subscriber through APN configuration also.

To configure AAA Server Group for AAA functionality:

- 
- Step 1** Configure the AAA Server Group as described in the [AAA Server Group Configuration, on page 29](#) section.
- Apply the AAA Server Group to subscriber as described in the [Applying a AAA Server Group to a Subscriber, on page 31](#) section.
- or–
- Apply the AAA server-group to an APN as described in the [Applying a AAA Server Group to an APN, on page 32](#) section.
- Step 2** Save your configuration to flash memory, an external memory device, and/or a network location using the Exec mode command **save configuration**. For additional information on how to verify and save configuration files, refer to the *System Administration Guide* and the *Command Line Interface Reference*.
- Note** Commands used in the configuration examples in this section provide base functionality to the extent that the most common or likely commands and/or keyword options are presented. In many cases, other optional commands and/or keyword options are available. Refer to the *Command Line Interface Reference* for complete information regarding all commands.
- 

## AAA Server Group Configuration

This section describes how to configure the context to use a group of AAA servers for subscriber authentication and accounting through subscriber/realm (domain)/APN configuration.

There are context-level AAA parameters that must be configured in order to provide AAA server group functionality for subscriber sessions.



- 
- Note** This section provides the minimum instruction set for configuring a AAA server group for AAA functionality. Commands that configure other properties of this functionality are provided in the *Command Line Interface Reference*.
- 

To configure a AAA server group use the following configuration:

```
configure
  context <context_name>
```

```
aaa group <group_name>
end
```

Notes:

- Up to 128 authentication and/or accounting servers can be configured per AAA server group. A maximum of 1600 servers can be configured system-wide regardless of the number of groups unless **aaa large-configuration** is enabled.




---

**important** After you configure the **aaa large-configuration** CLI command, you must save the configuration and then reload the chassis for the command to take effect. For information on saving the configuration file and reloading the chassis, refer to the *System Administration Guide* for your deployment.

---

- *Optional.* If you want to support more than 64 server groups system-wide, in the Global Configuration Mode, use the following command:

```
aaa large-configuration
```




---

**important** After you configure the **aaa large-configuration** CLI command, you must save the configuration and then reload the chassis for the command to take effect. For information on saving the configuration file and reloading the chassis, refer to the *System Administration Guide* for your deployment.

---

- *<context\_name>* must be the name of the system context designated for AAA functionality configuration.
- *<group\_name>* must be the name of the AAA group designated for AAA functionality within the specific context. A total of 800 server groups can be configured system-wide including default server-group unless **aaa large-configuration** is enabled.




---

**important** After you configure the **aaa large-configuration** CLI command, you must save the configuration and then reload the chassis for the command to take effect. For information on saving the configuration file and reloading the chassis, refer to the *System Administration Guide* for your deployment.

---

- The same AAA server with IP address and port number can be configured with multiple AAA server groups within a context.
- To configure and verify RADIUS authentication and accounting servers and parameters within the AAA server group, refer to the [Configuring RADIUS AAA Functionality, on page 17](#) section.
- To configure and verify Diameter authentication and accounting servers and parameters within the AAA server group, refer to the [Configuring Diameter AAA Functionality, on page 20](#) section.

## Verifying Your Configuration

To verify your configuration:

- 
- Step 1** Change to the context in which the AAA server group was configured by entering the following command:  
**context** <context\_name>
- Step 2** Display the context's configuration by entering the following command:  
**show configuration context** <context\_name>
- Step 3** In the output verify the server group's configuration.
- Note** The "default" server group in a context is applicable to all subscribers/APNs within that context by default.
- 

## Applying a AAA Server Group to a Subscriber

The following procedure assumes that a domain alias was previously configured as described in *Creating Contexts* section of the *System Administration Guide*.

To apply AAA server group to a subscriber use the following configuration example:

```
configure
  context <context_name>
    subscriber name <subscriber_name>
      aaa group <group_name>
    end
```

Notes:

- <context\_name> must be the name of the system source context designated for subscriber configuration.
- <sub\_name> must be the name of the subscriber template configured as the default template for the domain. For more information on creating contexts, refer to the *Creating Contexts* section of the *System Element Configuration Procedures* chapter in the *System Administration Guide*.
- <group\_name> must be the name of the AAA server group designated for AAA functionality within the context as described in the [AAA Server Group Configuration, on page 29](#) section.

## Verifying Subscriber Configuration

- 
- Step 1** Change to the context in which the AAA server group was configured by entering the following command:  
**context** <context\_name>
- Step 2** Display the subscriber's configuration by entering the following command:  
**show subscribers configuration username** <subscriber\_name>
- Step 3** In the output verify the subscriber's configuration.
-

## Applying a AAA Server Group to an APN

After configuring a AAA server group at context-level, an APN within the same context can be configured to use the user-defined server group.

Use the following configuration example to apply a user-defined AAA server group functionality to a previously configured APN within the same context.

```
configure
  context <context_name>
    apn <apn_name>
      aaa group <group_name>
    end
```

Notes:

- *<group\_name>* must be the name of the AAA server group previously configured for AAA functionality in a specific context as described in the [AAA Server Group Configuration, on page 29](#) section.

## Verifying APN Configuration

**Step 1** Change to the context in which the AAA server group was configured by entering the following command:

```
context <context_name>
```

**Step 2** Display the APN's configuration by entering the following command:

```
show apn name <apn_name>
```

**Step 3** In the output verify the APN's configuration.

## Configuring the Destination Context Attribute

Once a user has been authenticated, a AAA attribute is returned in the access-accept message that contains the name of the destination context where the subscriber will egress from. For RADIUS-based subscribers, this is the SN-VPN-NAME attribute, or SN1-VPN-NAME attribute in some RADIUS dictionaries.

Note that when performing RADIUS authentication and authorization, RADIUS attributes returned by the RADIUS server always take precedence over the default subscriber configuration.



**Note** Note that when RADIUS servers are not configured in the selected AAA group, the servers in the default group will be considered for destination context selection. If there are no servers in the default group, then the call will be dropped.

The system supports configuring subscriber profiles locally within a context through subscriber templates or on a RADIUS server. Subscribers configured on the system are configured within the contexts they were created. In the *Understanding the System Operation and Configuration* chapter of the *System Administration Guide*, the role of subscriber default, which is automatically configured for each context, and realm-based subscriber templates, which serves as a default subscriber template for users whose domain portion of their

user name matches a domain alias within a context, was discussed. The role of these special subscriber templates is to provide a set of default attributes that may be used to populate any missing values for an authenticated RADIUS-based subscriber. The parameter that would contain this attribute value is called the IP context-name.

Further, it was explained that these attributes must be configured manually for both the subscriber default and any realm-based subscriber template created.

One of the rules that must be configured is a parameter that allows subscriber data traffic to be routed between source and destination contexts. Use the following example configuration to configure that rule.



**Note** Commands used in the configuration example in this section provide base functionality to the extent that the most common or likely commands and/or keyword options are presented. In many cases, other optional commands and/or keyword options are available. Refer to the *Command Line Interface Reference* for complete information regarding all commands.

```
configure
  context <context_name>
    subscriber name default
      ip context-name <destination_context_name>
    end
```

Notes:

- <context\_name> must be the name of the system source context designated for Default subscriber configuration.
- <destination\_context\_name> must be the name of the destination context configured on the system containing the interfaces through which session traffic is routed.
- The "ip context-name" parameter in the subscriber profiles configured on the system corresponds to the SN-VPN-NAME and SN1-VPN-NAME RADIUS attributes.
- Configure the default subscriber in any other configured source contexts.

## Verifying Your Configuration

To verify your global AAA configurations:

In the Exec mode, use the following command:

```
show configuration
```

The output displays all the settings that you have configured in this user session. Verify the default-domain, last-resort, and username-format settings.







## CHAPTER 4

# Managing and Monitoring the AAA Servers

This chapter provides information for managing and monitoring the AAA server status and performance using the commands found in the Command Line Interface (CLI). These commands have many related keywords that allow them to provide useful information on all aspects of the AAA interface activity and status.

The selection of keywords described in this chapter is intended to provide the most useful and in-depth information for monitoring AAA managers, interfaces, and servers on the system. For additional information on these command keywords, refer to the *Command Line Interface Reference*.

In addition to the CLI, the system supports the sending of Simple Network Management Protocol (SNMP) traps that indicate status and alarm conditions. Refer to the *SNMP MIB Reference* for a detailed listing of these traps.

This chapter includes the following sections:

- [Managing the AAA Servers, on page 35](#)
- [Monitoring AAA Status and Performance, on page 37](#)
- [Clearing Statistics and Counters, on page 38](#)

## Managing the AAA Servers

This section provides information and instructions for using the system Command Line Interface (CLI) for troubleshooting the network reachability issues for AAA servers that may arise during system operation.

The following topics are discussed in this section:

- [Using the RADIUS Testing Tools, on page 35](#)

## Using the RADIUS Testing Tools

The CLI provides a mechanism for testing network connectivity with and configuration of RADIUS authentication and accounting servers. This functionality can be extremely useful in determining the accuracy of the system's RADIUS configuration, the configuration of the subscriber profile on the RADIUS server, and troubleshooting the server's response time.

## Testing a RADIUS Authentication Server

When used to test a RADIUS authentication server, the tool generates an authentication request message for a specific user name.




---

**Note** The user name must already be configured on the RADIUS authentication server prior to executing the test.

---

To execute the RADIUS authentication test tool, in the Exec mode, use the following command:

```
radius test authentication { all | radius group <group_name> | server
<server_name> port <server_port> } <user_name> <password>
```

Notes:

- **all** specifies that all configured RADIUS authentication servers be tested.
- **radius group** <group\_name> specifies the configured RADIUS authentication servers in a RADIUS server group named <group\_name> for server group functionality.
- <server\_name> specifies the IP address of a specific RADIUS authentication server to test.
- <server\_port> specifies the TCP port over that the system should use when communicating with the RADIUS authentication server to test.
- <user\_name> specifies a username that is supplied to the RADIUS server for authentication.
- <password> specifies the password associated with the username that is supplied to the RADIUS server for authentication.

The following is a sample of this command's output for a successful response when testing a RADIUS authentication server with an IP address of 192.168.250.150 on port 1812.

```
Authentication from authentication server 192.168.250.150, port 1812
Authentication Success: Access-Accept received
Round-trip time for response was 8.8 ms
```

## Testing a RADIUS Accounting Server

When used to test a RADIUS accounting server, the tool generates an accounting start/stop pair for a specific username.




---

**Note** The user name must already be configured on the RADIUS authentication server prior to executing the test.

---

To execute the RADIUS authentication test tool, enter the following command:

```
radius test accounting { all | radius group <group_name> | server <server_name>
port <server_port> } <user_name>
```

Notes:

- **all** specifies that all configured RADIUS accounting servers be tested.
- **radius group** <group\_name> specifies the configured RADIUS authentication servers in a RADIUS server group named <group\_name> for server group functionality.
- <server\_name> specifies the IP address of a specific RADIUS accounting server to test.
- <server\_port> specifies the TCP port over that the system should use when communicating with the RADIUS accounting server to test.

- `<user_name>` specifies a username that is supplied to the RADIUS server for accounting.

The following is a sample of this command's output for a successful response when testing a RADIUS accounting server with an IP address of 192.168.1.102 on port 1813.

```
RADIUS Start to accounting server 192.168.1.102, port 1813
Accounting Success: response received
Round-trip time for response was 554.6 ms

RADIUS Stop to accounting server 192.168.1.102, port 1813
Accounting Success: response received
Round-trip time for response was 85.5 ms
```

## Monitoring AAA Status and Performance

This section describes the commands used to monitor the status of AAA servers in the service. Output descriptions for most of the commands are available in the *Statistics and Counters Reference*.

To do this:	Enter this command:
View AAA Manager statistics	<b>show session subsystem facility aaamgr all</b>
<b>View AAA and RADIUS Counters</b>	
Display Local AAA Counters	
View Local AAA counters for the current context	<b>show aaa local counters</b>
Display RADIUS Server States	
<b>Note</b> These commands can display 10 state transition histories of RADIUS accounting and authentication servers (Active/Not responding/Down States). For explanation of RADIUS server states, refer to the <i>RADIUS Server State Behavior</i> Appendix.	
View RADIUS accounting server states	<b>show radius accounting servers detail</b>
View RADIUS authentication server states	<b>show radius authentication servers detail</b>
Display RADIUS Server Group Server States	
<b>Note</b> RADIUS Server Group functionality is a license controlled feature. A valid feature license must be installed prior to configuring RADIUS group for AAA functionality. If you have not previously purchased this enhanced feature, contact your sales representative for more information. For explanation of RADIUS server states, refer to the <i>RADIUS Server State Behavior</i> Appendix.	
View RADIUS authentication server group server states for a specific group	<b>show radius authentication servers radius group &lt;group_name&gt; detail</b>
View RADIUS accounting server group server states for a specific group	<b>show radius accounting servers radius group &lt;group_name&gt; detail</b>
Display RADIUS Protocol Counters	
View cumulative RADIUS protocol counters	<b>show radius counters all</b>

To do this:	Enter this command:
View RADIUS protocol counter summary of RADIUS authentication and accounting	<b>show radius counters summary</b>

## Clearing Statistics and Counters

It may be necessary to periodically clear statistics and counters in order to gather new information. The system provides the ability to clear statistics and counters based on their grouping (PPP, MIPHA, MIPFA, etc.).

Statistics and counters can be cleared using the CLI **clear** commands. For detailed information on using this command, refer to the *Command Line Interface Reference*.

## Session Recovery and AAA Statistics Behavior

After a Session Recovery operation, some statistics/counters, such as those collected and maintained on a per manager basis (AAA Manager, Session Manager, etc.) are in general not recovered, only accounting/billing related information is checkpointed/recovered.

For more information, refer to the *System Administration Guide*.



## CHAPTER 5

# Diameter Overload Control

This chapter describes the overview and implementation of Diameter Overload Control feature on ePDG and P-GW.

This chapter discusses the following topics for this feature:

- [Feature Description, on page 39](#)
- [Configuring Diameter Overload Control, on page 41](#)
- [Monitoring and Troubleshooting the Diameter Overload Control Feature, on page 42](#)

## Feature Description

### Overview

This feature is implemented to support Overload Control on Diameter interfaces such as Gx, S6b and SWm and also to prevent network overload and outages. Whenever there is an overload condition at the Diameter Servers or DRA and request times out, the clients (ePDG/P-GW) are typically unaware of the overload condition and attempt to send the message on an alternate connection with the Diameter server causing some more traffic in the network. In order to handle this overload condition effectively, a new vendor-specific Diameter Experimental Result-Code 5198 (DIAMETER\_OVERLOAD\_RETRY\_NOT\_ALLOWED\_TO\_ANY) is defined.

When the overloaded PCRF/DRA receives a message, it includes the result-code 5198 in the response message. On receiving the experimental result-code, call is terminated based on the failure-handling configuration. If failure-handling is configured as local-policy, then the call is continued with local-policy without retrying the secondary server.

In Releases prior to 19, no indication was available to P-GW and ePDG when the Diameter Server or the DRA is overloaded. When a message sent to the primary link on Diameter is dropped or unanswered, P-GW/ePDG tried the same message on the secondary peer and resulted in the overloading of Diameter Server.

In 19 and later releases, the following changes are implemented to support Overload Control on Gx interface:

- A new vendor-specific Diameter Experimental Result-Code 5198 (DIAMETER\_OVERLOAD\_RETRY\_NOT\_ALLOWED\_TO\_ANY) is added to indicate the overload state of PCRF.
- When the failure handling template is not configured and if the Experimental Result-Code (5198) is received in CCR-U, then the current call is terminated.
- If the Assume Positive feature is configured, the call is continued without retrying the secondary server.

- The default action for Experimental Result-Code error (5198) is retry and terminate. Retry and terminate will be the failure handling action irrespective of the configured value.
- New statistics are added to the output of **show ims-authorization policy-control statistics** command to display the number of times the Experimental Result-Code 5198 has been received. Separate statistics are also introduced to display the message level information.

To support Overload Control on S6b and SWm interfaces, the following changes are implemented:

- A new vendor-specific Diameter Experimental Result-Code 5198 (DIAMETER\_OVERLOAD\_RETRY\_NOT\_ALLOWED\_TO\_ANY) is added to indicate the overload state of Diameter agent.
- Failure handling template is introduced for S6b and SWm interfaces, and associated to AAA group authentication.
- The default action for Experimental Result-Code (5198) is retry and terminate. For Database error, the failure-handling action will be retry and terminate irrespective of the configured value.
- When the Experimental Result-Code (5198) is received and the **failure-handling** command is configured as **continue**, then call is continued without retrying the secondary server. The **continue** action is applicable only to aaa-custom15 dictionary.
- When the Result-Code (5198) is received in DEA/AAA request, the call is terminated without the Session Terminate Request (STR) for S6b and SWm interfaces.
- New statistics are added to the output of **show diameter aaa-statistics** to indicate the number of times the specific failure handling actions are applied through the failure-handling template.
- When GGSN/P-GW receives the experimental result code 5198, the GTP cause code is mapped to NO\_RESOURCES\_AVAILABLE.

## Relationships to Other Features

Diameter Overload Control feature interworks with Assume Positive feature. The failure handling action depends on the configuration of Assume Positive feature and Diameter Overload Control feature. If the Assume Positive feature is configured and Diameter Overload Control feature is enabled, the call is continued without retrying the secondary PCRF server.

## Limitations

The following are the limitations of this feature:

- It is assumed that the Diameter Agent (DRA or MRA on PCRF) should be able to identify that the servers within its own segment and in alternate segments are overloaded as well.
- If the failure handling template is present, then the configuration to terminate the call on receiving the Experimental-Result-Code (5198) should be enabled. If the configuration is to retry and terminate, then the message is retried to the secondary server.
- CLI command to not send terminate message should be configured under the failure handling template.
- For S6b/SWm, for database error, the failure-handling action will be retry and terminate irrespective of the configured value.
- For terminate wo-term-req will work only when Experimental-Result-Code (5198) is received. For rest, it will be treated as terminate.

# Configuring Diameter Overload Control

The following sections provide the configuration commands to enable the Overload Control on Diameter Interfaces.

## Defining Failure Handling Template

The failure handling template defines the action to be taken when the Diameter application encounters a failure supposing a result-code failure, Tx-expiry or response-timeout. The application will take the action given by the template.

The commands illustrated below define the failure handling template.

```
configure
  failure-handling-template template_name
end
```

## Configuring Local Policy Parameters

The commands illustrated below configure the failure handling parameters. In support of the Diameter Overload Control feature, the **without-retry** keyword has been added to the failure handling template configuration to fallback to local-policy without retrying the secondary PCRF server.

```
configure
  failure-handling-template template_name
    msg-type { any | authentication info request |
authorization-request | check-identity-request | credit-control-initial
| credit-control-terminate | credit-control-update | eap-request |
eap-termination-request | notify-request | profile-update-request |
purge-ue-request | update-location-request | user-data-request }
  failure-type { any | diabase-error | diameter result-code { any-error |
result-code [ to end-result-code ] } | diameter exp-result-code { any-error |
result-code [ to end-result-code ] } | resp-timeout | tx-expiry } action {
continue [ local-fallback [ without-retry ] | retry-server-on-event |
send-ccrt-on-call-termination | without-retry ] | retry-and-terminate [
max-transmissions | without-term-req ] | terminate [ without-term-req ]
}
end
```

Notes:

- **without-retry**: This keyword specifies to continue the session without retrying the secondary PCRF server, when in Assume Positive mode. By default, the Diameter message is retried to secondary PCRF before falling back to local-policy.
- This keyword is introduced to support Overload Control on Diameter interfaces such as Gx, S6b and SWm and also to prevent network overload and outages. For more information on the commands used in this configuration, refer to the *Command Line Interface Reference* guide.

## Associating Failure Handling Template

The commands illustrated below associate a configured failure handling template with the AAA group authentication application.

```
configure
  context context_name
    aaa group group_name
      diameter authentication failure-handling-template template_name
    end
```

Notes:

- **failure-handling-template**: Associates the failure handling template to the authentication interface. By default, the template is not associated in the AAA Group.
- When the **failure-handling-template** is configured and the **failure-handling** CLI is also enabled in the AAA Group configuration, the template is given the higher preference.

## Verifying the Diameter Overload Control Configuration

Use the following commands in Exec mode to display/verify the configuration of Diameter Overload Control feature.

```
show diameter aaa-statistics
show ims-authorization policy-control statistics
```

## Monitoring and Troubleshooting the Diameter Overload Control Feature

This section provides information regarding show commands and/or their outputs in support of the Diameter Overload feature on the ePDG and P-GW.

### show diameter aaa-statistics

The following statistics are added to the output of the **show diameter aaa-statistics** command to track the number of times the Experimental Result-Code (5198) is received from PCRF.

- FH Behavior – Indicates the number of times the specific failure handling action is applied through the failure-handling-template.
  - Continue
    - With Retry
    - Without Retry
  - Retry and Terminate
    - Retry and Terminate
    - Retry Term without STR



- Termination
  - Terminate
  - Terminate without STR
- Diameter Overload Control Stats – Indicates the number of times the Result-Code 5198 is received in a message.
  - AAA
  - DEA

## show ims-authorization policy-control statistics

The following statistics are added to the output of the **show ims-authorization policy-control statistics** command to track the number of times the Experimental Result-Code (5198) is received from PCRF.

- Diameter Overload Control – Added under DPCA Experimental Result Code Stats
- Diameter Overload Control Stats
  - CCA-Initial
  - CCA-Update
  - CCA-Terminate
- Fallback – Added under FB Behavior statistics
- Fallback Without Retry – Added under FB Behavior statistics

## Debugging Statistics

When the Experimental-Result-Code 5198 is received, the call is terminated and the GTP cause code should be mapped to "No Resources Available".

```
Extension Header Flag: 0
Message Type: CREATE_SESSION_RSP
EGTP-Packet:
CAUSE (2, 0) : NO_RESOURCES_AVAILABLE
```

## Bulk Statistics for Diameter Overload Control Feature

### Diameter Authentication Schema

The following statistics are included in the Diameter Authentication Schema in support of the Diameter Overload Control feature.

- overload-ctrl-aaa
- overload-ctrl-dea
- fh-continue-retry
- fh-continue-wo-retry
- fh-retry-and-term
- fh-retry-and-term-wo-str
- fh-terminate
- fh-terminate-wo-str

For descriptions of these variables, see the *Statistics and Counters Reference* guide.

## IMSA Schema

The following statistics are included in the IMSA Schema in support of the Diameter Overload Control feature.

- dpca-expres-overload-ctrl-ccai
- dpca-expres-overload-ctrl-ccau
- dpca-expres-overload-ctrl-ccat
- dpca-ccfh-continue-lp-wo-retry

For descriptions of these variables, see the *Statistics and Counters Reference* guide.



## CHAPTER 6

# Diameter Records Storage on HDD

This chapter describes the overview and implementation of the feature for storing Diameter (CCR-T) Records on Hard Disk Drive (HDD) during OCS failure.

This chapter discusses the following topics for this feature:

- [Feature Description, on page 45](#)
- [Configuring Diameter Records Storage on HDD, on page 46](#)
- [Monitoring and Troubleshooting the Diameter Records Storage on HDD, on page 49](#)

## Feature Description

### Overview

ASR 5500 supports Assume Positive configurations, and this feature is tailored to provide the service to users even when the Online Charging Server (OCS) is unreachable. This Assume Positive configuration allows the users to configure the interim-quota (either volume or time or both together along with the number of retries) that can be used when the charging servers are unreachable or not responding. This feature also lets the user to configure the action to be taken when the interim-quota and retries are exhausted.

In the existing implementation with Assume Positive feature, there are high chances of losing the usage data reported through the CCR-T when the session is being terminated while in Assume Positive mode. This problem is addressed by allowing the DCCA module to write the CCR-T messages (with locally assigned quota details) in the HDD of the chassis.

In cases where the Assume-Positive interim-quota is allocated, and CCR-T is not reported/answered, the CCR-T message is written to a local file, and saved in the HDD. This local file and directory information can be fetched and parsed to account for the lost bytes/usage. The retrieval of the file can be done with the PULL mechanism.



**Note** This feature requires a valid license to be installed prior to configuring this feature. Contact your Cisco account representative for more information on the licensing requirements.

In releases prior to 20, failed CCR-T is written to HDD only if the session is in Assume Positive state. In Release 20 and later, the existing behavior is modified such that, even if the sessions are not in Assume Positive

state, the failed CCR-Ts are written to HDD for later processing. This enhancement is applicable for all CCR-T failures like Tx/response timeouts, result code errors, database errors, etc.

In case of Session Recovery, if a DCCA session which is in pending-terminate state is recovered, then a fresh CCR-T will be initiated. This CCR-T will be written to hard disk if it fails. In case of ICSR, the sessions which are already in terminating state are not recovered.

Once the bearer/session gets terminated, the same in the standby will be deleted and that session will not come up in case of ICSR.

This feature is controlled through the CLI command "**diameter hdd**" introduced in the Credit Control Group configuration mode. When the CLI configuration is enabled, the DCCA application sends the failed CCR-T messages to the CDR module for storing in the HDD.

## Relationships to Other Features

This feature is applicable for sessions that are in Server-Unreachable state. That is, this feature is applicable only when Assume Positive feature is enabled.

This dependency is no longer valid in Release 20 and later. In Release 20, this feature works even if the sessions are not in Assume Positive state.

## License Requirements

This feature requires a valid license to be installed prior to configuring this feature. Contact your Cisco account representative for detailed information on specific licensing requirements. For information on installing and verifying licenses, refer to the *Managing License Keys* section of the *Software Management Operations* chapter in the *System Administration Guide*.

## Limitations

The following are the limitations of this feature:

- When an ICSR event occurs unexpectedly before the CCR-T is written, the CCR-T will not be written to the HDD and hence the usage will be lost.
- It is expected that the customers requiring this feature should monitor the HDD and periodically pull and delete the files so that the subsequent records can be buffered.
- It is recommended not to configure PUSH mechanism for the diameter-hdd-module.
- Diameter records will not be written to the HDD when CCR-T is not generated during session termination resulting due to certain error result codes in CCA-I/CCA-U.
- If Diameter records should be dumped to the HDD for all session terminations resulting from failed CCR-Us, then it is recommended to configure the **failure-handling template** CLI command in the Global Configuration mode. In this case, the CCR-T is generated during session termination for all CCR-U failures.
- T bit is set in the HDD records for CCR-T message failures (response/tx timeout and result code errors).

## Configuring Diameter Records Storage on HDD

The following sections provide the configuration commands to enable the writing of Diameter records on HDD.

## Enabling HDD for Credit Control Group

The commands illustrated below enable the HDD to store the failed CCR-T messages for the corresponding credit control group.



**Note** This command is license dependent. For more information, contact your Cisco account representative.

```
configure
  require active-charging-service
  active-charging-service service_name
  credit-control group ccgroup_name
  diameter hdd
end
```

Notes:

- **diameter hdd**: This CLI enables the HDD to store the failed CCR-T messages. When enabled, the Gy application sends the failed CCR-T messages to the CDR module for storing in the HDD. By default, this feature is disabled.
- **no diameter hdd**: Removes the HDD configuration for DCCA.



**Important** After you configure **require active-charging-service**, **active-charging-service service\_name**, and **credit-control group ccgroup\_name** CLI commands, you must save the configuration and then reload the chassis for the command to take effect. For information on saving the configuration file and reloading the chassis, refer to the *System Administration Guide* for your deployment.

## Configuring HDD Module for Diameter Records

The commands illustrated below configure the HDD module for saving the failed CCR-T messages.



**Note** This command is license dependent. For more information, contact your Cisco account representative.

```
configure
  context context_name
  diameter-hdd-module
end
```

Notes:

- **diameter-hdd-module**: This command enters the Diameter HDD Module Configuration mode.
- **no diameter-hdd-module**: Deletes the HDD module from the context.

## Configuring HDD Parameters

The commands illustrated below configure the the HDD specific parameters such as file creation properties for Diameter records.



**Note** This command is license dependent. For more information, contact your Cisco account representative.

```
configure
  context context_name
    diameter-hdd-module
      diameter-event { purge { storage-limit storage_limit |
time-limit time_limit } [ max-files max_records_to_purge ] | push-interval
push_interval | push-trigger space-usage-percent trigger_percentage |
remove-file-after-transfer | transfer-mode { pull [ module-only ] | push
primary { encrypted-url encrypted_url | url url } [ [ max-files max_records ]
[ max-tasks task_num ] [ module-only ] [ secondary { encrypted-secondary-url
encrypted_secondary_url | secondary-url secondary_url } ] [ via local-context ]
+ ] | use-harddisk }
      file [ compression { gzip | none } ] [ current-prefix string
] [ delete-timeout seconds ] [ directory directory_name ] [
exclude-checksum-record ] [ field-separator { hyphen | omit | underscore
} ] [ name string ] [ reset-indicator ] [ rotation [ num-records number |
tariff-time minute seconds | time seconds | volume bytes ] ] [ sequence-number
{ length length | omit | padded | padded-six-length | unpadded } ] [
storage-limit limit ] [ time-stamp { expanded-format | rotated-format |
unix-format } ] [ trailing-text string ] [ trap-on-file-delete ] [
xor-final-record ] +
      end
```

Notes:

- **purge**: Specifies to purge/delete the Diameter records based on "time" or "volume" limit.
- **push-interval**: Specifies the transfer interval (in seconds) to push Diameter files to an external server.
- **push-trigger**: Specifies the record disk space utilization percentage, upon reaching which an automatic push is triggered and files are transferred to the configured external server.
- **remove-file-after-transfer**: Specifies that the system must delete Diameter files after they are transferred to the external server. Default: Disabled
- **transfer-mode**: Specifies the file transfer mode—how the Diameter files are transferred to the external server.
- **use-harddisk**: Specifies that the hard disk be used to store Diameter files.
- **compression**: Configures the file compression option for the Diameter records.
- **current-prefix**: Prefix to use for currently used Diameter file
- **delete-timeout**: Time to delete completed files in seconds
- **directory**: Creates the record files in the directory under */records/diameter*
- **exclude-checksum-record**: Excludes checksum record in the file
- **field-separator**: Separator to be used between the file format fields
- **name**: Base filename to use to generate file
- **reset-indicator**: Includes the reset-indicator counter value in the file name
- **rotation**: Criteria to rotate the record file
- **sequence-number**: Sequence number related configuration in the file name
- **storage-limit**: Total available storage for all the record (EDR/UDR/EVENT/DIAMETER) files.
- **time-stamp**: Time stamp format to be included in the file name.
- **trailing-text**: Text to be included in the file name

- **trap-on-file-delete**: Sends an SNMP notification (trap) when an EDR/UDR/EVENT/DIAMETER file is deleted
- **xor-final-record**: xor checksum record in the file

## Verifying the Diameter HDD Configuration

Use the following command in Exec mode to display whether the HDD is enabled for each of the respective credit-control groups.

```
show active-charging service all
```

Use the following command in Exec mode to display/verify the configured and used file-space statistics.

```
show diameter-hdd-module file-space-usage
```

## Monitoring and Troubleshooting the Diameter Records Storage on HDD

This section provides information regarding show commands and/or their outputs in support of this feature.

### show active-charging service all

The following field has been added to the output of this show command to indicate whether or not the corresponding credit-control group has been configured to write the failed CCR-Ts in HDD.

- HDD

For descriptions of this statistics, see the *Statistics and Counters Reference* guide.

### show active-charging credit-control statistics

The following fields have been added to the output of this show command to display the number of records written to HDD per credit-control group.

- HDD Stats
  - CCR-T

For descriptions of these statistics, see the *Statistics and Counters Reference* guide.

### show cdr statistics

The following fields have been added to the output of this show command.

- Diameter-hdd-module Record Specific Statistics
  - Diameter-hdd-module files rotated
  - Diameter-hdd-module files rotated due to volume limit
  - Diameter-hdd-module files rotated due to time limit
  - Diameter-hdd-module files rotated due to tariff-time

- Diameter-hdd-module files rotated due to records limit
- Diameter-hdd-module file rotation failures
- Diameter-hdd-module files deleted
- Diameter-hdd-module records deleted
- Diameter-hdd-module records received
- Current open Diameter-hdd-module files
- Time of last Diameter-hdd-module file deletion

For descriptions of these statistics, see the *Statistics and Counters Reference* guide.

## show diameter-hdd-module file-space-usage

The following fields have been added to the output of this show command.

- CDRMOD Instance Id
- Diameter-hdd-module File Storage LIMIT
- Diameter-hdd-module File Storage USAGE
- Percentage of Diameter-hdd-module file store usage

For descriptions of these statistics, see the *Statistics and Counters Reference* guide.

## show diameter-hdd-module statistics

The following fields have been added to the output of this show command.

- Diameter-hdd-Module file Statistics:
  - CDRMOD Instance Id
  - Diameter-hdd-module files rotated
  - Diameter-hdd-module files rotated due to volume limit
  - Diameter-hdd-module files rotated due to time limit
  - Diameter-hdd-module files rotated due to tariff-time
  - Diameter-hdd-module files rotated due to records limit
  - Diameter-hdd-module file rotation failures
  - Diameter-hdd-module files deleted
  - Diameter-hdd-module records deleted
  - Diameter-hdd-module records received
  - Current open Diameter-hdd-module files
  - Time of last Diameter-hdd-module file deletion
- Diameter-hdd-module PUSH Statistics:
  - Successful File Transfers
  - Failed File Transfers
  - Num of times PUSH initiated
  - Num of times PUSH Failed
  - Num of times PUSH cancelled due to HD failure
  - Num of periodic PUSH
  - Num of manual PUSH
  - Current status of PUSH



- Last completed PUSH time
- Primary Server Statistics:
  - Successful File Transfers
  - Failed File Transfers
  - Num of times PUSH initiated
  - Num of times PUSH Failed
  - Num of periodic PUSH
  - Num of manual PUSH
  - Current status of PUSH
  - Last completed PUSH time
- Secondary Server Statistics:
  - Successful File Transfers
  - Failed File Transfers
  - Num of times PUSH initiated
  - Num of times PUSH Failed
  - Num of periodic PUSH
  - Num of manual PUSH
  - Current status of PUSH
  - Last completed PUSH time

For descriptions of these statistics, see the *Statistics and Counters Reference* guide.

## Debugging Statistics

If an error is encountered, it is recommended to check the error level logs (if possible trace level as well) of "acsmgr" facility.

Search for the acsmgr-error log output "Maximum size exceeded for CCRT.." to see if the HDD writing is disabled due to the max-size limit. The acsmgr-trace message "CCRT-Msg (size xxxx) has been recorded to HDD" will be displayed when a CCR-T is saved in HDD successfully.

## Bulk Statistics for Diameter Records Storage on HDD

### DCCA Group Schema

The following statistics is included in the DCCA Group Schema in support of this feature.

[Monitoring and Troubleshooting the Diameter Records Storage on HDD, on page 49](#)

- cc-msg-ccrt-hdd

For descriptions of this variable, see the *Statistics and Counters Reference* guide.





## CHAPTER 7

# Diameter Routing Message Priority (DRMP) for S6b Interface

- [Feature Information, on page 53](#)
- [Feature Description, on page 54](#)
- [How it Works, on page 54](#)
- [Configuring DRMP for S6b Interface, on page 55](#)
- [Monitoring and Troubleshooting, on page 56](#)

## Feature Information

### Summary Data

<b>Status</b>	New Functionality
<b>Introduced-In Release</b>	21.2
<b>Modified-In Release(s)</b>	Not Applicable
<b>Applicable Product(s)</b>	All products using Diameter S6b interface
<b>Applicable Platform(s)</b>	ASR 5500
<b>Default Setting</b>	Disabled
<b>Related CDETS ID(s)</b>	CSCvc77714
<b>Related Changes in This Release</b>	Not Applicable
<b>Related Documentation</b>	AAA Interface Administration and Reference Command Line Interface Reference

## Revision History



**Important** Revision history details are not provided for features introduced before release 21.2.

Revision Details	Release	Release Date
New in this release.	21.2	April 27, 2017

## Feature Description

The Diameter nodes can pass overload information with the introduction of Diameter Overload Indication Conveyance (DOIC) specification. The current techniques used by the Diameter agents using S6b interface to prioritize the Diameter messages are based on static configuration in the agents. There are different use cases and needs that require a standard mechanism to choose which messages get throttled or discarded, when they go to act on the Overload information.

DRMP is a new AVP that signifies the relative priority of Diameter messages which can be used to make routing and throttling decisions. The DRMP (AVP code 301) is of type Enumerated. The value of the AVP indicates the routing message priority of the message.

## How it Works

This feature allows sending of DRMP AVP in the Authentication/Authorization Request (AAR) and Session-Termination-Request (STR) messages in S6b interface through a configurable CLI command. The value to be sent in this AVP can be configured through the newly introduced CLI command, specifically and independently for below 3 types of messages:

1. AAR-Initial: The AAR message that is sent during PDN creation.
2. AAR-Interim: The AAR message that is sent during different types of Handovers and after expiry of Authorize lifetime timer, or any other AAR not sent as a part of PDN creation.
3. STR: The STR message that is sent during the PDN deletion.

When the CLI is not configured, there will not be any change in behavior and the DRMP AVP will not be sent in any message. In order to enable this feature and send DRMP AVP in the mentioned diameter messages, the CLI needs to be explicitly configured with either default or relevant values.

## Standards Compliance

This feature complies with the following standard(s):

- 3GPP TS 29.273 - 3GPP EPS AAA interfaces

# Configuring DRMP for S6b Interface

This section explains the configuration procedures required to enable or disable the feature.

## Enabling or Disabling DRMP AVP in S6b Interface

Use the following configuration under the AAA Server Group Configuration Mode to enable or disable the inclusion of DRMP AVP in S6b communication and to configure DRMP value based on AAR-Initial, AAR-Interim and STR message types:

```
configure
  context <context_name>
    aaa group <group_name>
      diameter authentication drmp [ [ aar-initial <drmp-value> [ aar-interim
<drmp-value> [ str <drmp-value> ] ] ] | [ aar-initial <drmp-value> [ str
<drmp-value> [ aar-interim <drmp-value> ] ] ] | [ aar-interim <drmp-value> [
aar-initial <drmp-value> [ str <drmp-value> ] ] ] | [ aar-interim <drmp-value>
[ str <drmp-value> [ aar-initial <drmp-value> ] ] ] | [ str <drmp-value> [
aar-interim <drmp-value> [ aar-initial <drmp-value> ] ] ] | [ str
<drmp-value> [ aar-initial <drmp-value> [ aar-interim <drmp-value> ] ] ] ]
      end
```

### Notes:

- **drmp:** Specifies the settings of Diameter Routing Message Priority.
- **aar-initial:** Includes the DRMP value in AAR-initial message. The default value is 10.
- **aar-interim:** Includes the DRMP value in AAR-interim message. The default value is 10.
- **str:** Includes the DRMP value in STR message. The default value is 10.
- *drmp-value:* Specifies the DRMP value and must be an integer from 0 through 15. Zero (0) has the highest priority and 15 has the lowest. That is, lower the value, higher the priority. The above command will individually configure DRMP values for the AAR-initial, AAR-interim and STR messages.
- If previously configured, use the **no diameter authentication drmp** command to prevent encoding of DRMP AVP in S6b messages. The **no diameter authentication drmp** command is the default configuration.
- If message type priority is not specified in the CLI, default value (10) will be used. The last configured CLI line will override all values previously configured, irrespective of how many priorities are explicitly configured.
- In case of configuring specific values for message types, each time the CLI is invoked, all the 3 values will be modified with the new values. If a value is not specified in CLI, it will be overwritten by default value, which is 10.

# Monitoring and Troubleshooting

The following sections describe commands available to monitor the feature.

## Show Commands and Outputs

This section provides information regarding show commands and their outputs for the DRMP for S6b feature.

### show aaa group { name group\_name | all }

The output of the above command has been enhanced to display the new (DRMP) parameter. The following sample display is only a portion of the output:

```

Group name:          default
Context:            pgw
Diameter config:
  Authentication:
    Strip-leading-digit user-name:  Disabled
    DRMP: AAR-Initial 10 AAR-Interim 10 STR 10

```

where:

- **DRMP:** Displays the status as 'Disabled' if it's not configured through the CLI. When enabled, it displays the priority values for the corresponding messages.

### show configuration [ verbose ]

The output of the above command has been enhanced to display the following new fields:

```
diameter authentication drmp aar-initial <value> aar-interim <value> str <value>
```

where:

- **drmp:** Indicates Diameter Routing Message Priority.
- **<value>:** Indicates the configured priority values for the corresponding messages.



## CHAPTER 8

# Diameter Transaction Rate KPIs

This chapter describes the overview and implementation of Transaction Rate KPI feature on per Diameter interfaces configured in the StarOS software.

- [Feature Description, on page 57](#)
- [How It Works, on page 58](#)
- [Monitoring and Troubleshooting the Transaction Rate KPI Feature, on page 60](#)

## Feature Description

The existing StarOS software does not provide clearly defined Key Performance Indicators (KPIs) for measuring the session and Voice-over-LTE (VoLTE) signaling transaction rates on the gateway platforms such as eHRPD, ePDG, P-GW, SAEGW, S-GW.

Previously, KPIs did not differentiate between successful or unsuccessful PDN session activations and deactivations. In addition, the KPIs did not provide any information related to the VoLTE service.

In releases prior to 20, an external server collects bulkstats data every 2 minutes from the gateway node. The bulkstats data such as PDN session activations and deactivations events counters are used to calculate the Network Initiated Setup/Teardown KPIs per second on the external server. The gateway node does not calculate the Network Initiated Setup/Teardown KPIs; but it only provides the counters to the external server for additional processing of relevant bulkstats data.

To address these issues, Network Initiated Setup/Teardown KPIs, Session Events Per Second (SEPS), Gx Transactions Per Second (TPS), Gy-TPS, S6b-TPS, Rf-TPS, SWm-TPS KPIs have been implemented. The SEPS and Network Initiated Setup/Teardown KPIs measure the signaling load on the gateway, and also the event rate for VoLTE call setup and tear down respectively. These KPIs assist operators in performing network dimensioning/planning for the gateway node.

New show CLI commands are provided to display SEPS, network initiated setup/teardown KPIs per second, and Transactions Per Second (TPS) per Diameter application/endpoint in the specified/configured bucket intervals. The show CLI will display both the cumulative statistics as well as the historical statistics. The gateway will also provide option to fetch the new set of KPIs using bulkstats framework.

A sampling counter interval for SEPS and Network Initiated Setup/Teardown KPIs is the same as bulkstats sampling interval and is currently set to 2 minutes. The show CLI commands are capable of providing the following for all signaling interfaces:

- SEPS and Network Initiated Setup/Teardown KPI values per second, but averaged over configured bucket interval (1 to 20)

- 8 historical SEPS and Network Initiated Setup/Teardown KPI values
- Gx-TPS, Gy-TPS, S6b-TPS, Rf-TPS, and SWm-TPS KPIs per second, but averaged over 1, 10 seconds, 30 seconds, 1 minute, 5 minutes, 10 minutes and 15 minutes



**Note** TPS is computed based on average of sent and received Diameter messages per second.

Average values of all KPIs will be provided by the gateway to the external servers using bulkstats data every 2 minutes if requested. The total KPI TPS value as well as breakdown TPS values by each card (i.e., Diameter proxy) on every Diameter interface will be provided using the show CLI command and bulkstats data.

The SEPS KPI provides the following values using the CLI command and bulkstats:

- Total Session Events (session setup and session tear down) per second
- Successful Session Events (session setup and session tear down) per second
- Unsuccessful Session Events (session setup and session tear down) per second

The Network Initiated Setup/Teardown Events Per Second KPI provides the following values:

- Total Network Initiated Setup/Teardown Events (VoLTE bearer setup and tear down) per second
- Successful Network Initiated Setup/Teardown Events (VoLTE bearer setup and tear down) per second
- Unsuccessful Network Initiated Setup/Teardown Events (VoLTE bearer setup and tear down) per second

The Gx-TPS, Gy-TPS, S6b-TPS, Rf-TPS and SWm-TPS KPI counters will be incremented based on the received and sent Diameter messages.

## How It Works

This section describes the counting procedures for all KPIs.

### SEPS:

The SEPS KPI is implemented such that each session setup and session tear down is considered as a separate event.

SEPS counter is incremented by 1 in the following scenarios:

- After receiving the "Create Session Request" message or "Delete Session Request" message
- After sending the "Create Session Response" message or "Delete Session Response" message
- If "Create Session Response" message contains a failure cause
- If "Delete Session Response" message does not have the cause IE equal "Request Accepted"

### Network Initiated Setup/Teardown Events Per Second KPI:

The Network Initiated Setup/Teardown KPI is implemented such that each created and deleted VoLTE (configured QCI value) dedicated bearers are considered as a separate event.

Network Initiated Setup/Teardown KPI counter is incremented by 1 in the following scenarios for the configured QCI value:

- After receiving the "Create Bearer Response" message or "Delete Bearer Response" message
- After sending the "Create Bearer Request" message or "Delete Bearer Request" message
- If "Create Bearer Response" message does not have the cause IE equal "Request Accepted"
- If "Delete Bearer Response" message does not have the cause IE equal "Request Accepted"



**Gx-TPS:**

Gx Events Per Seconds (Gx-EPS) KPI measures the rate of sent and received Gx event/messages. This KPI indicates the number of received CCA and RAR Diameter messages (each received CCA and RAR message is used to peg the counter) and sent CCR and RAA Diameter messages (each sent CCR and RAA message is used to peg the counter). Gx-EPS KPI considers each received message (CCA and RAR) and each sent message (CCR and RAA) as a separate event.

**Gy-TPS:**

Gy Events Per Seconds (Gy-EPS) KPI measures the rate of sent and received Gy event/messages. This KPI indicates the number of received CCA Diameter messages (each received CCA message is used to peg the counter) and sent CCR Diameter messages (each sent CCR message is used to peg the counter). Gy-EPS KPI considers each received message (CCA) and each sent message (CCR) as a separate event.

**S6b-TPS:**

S6b Events Per Seconds (S6b-EPS) KPI measures the rate of sent and received S6b event/messages. This KPI indicates the number of received (AAA, ASR, STA) Diameter messages and sent (AAR, STR, ASA) Diameter messages (each received AAA, ASR, STA messages are used to peg the counter and each sent AAR, STR, and ASA messages are used to peg the counter). S6b-EPS KPI considers each received message (AAA, ASR, STA) and each sent message (AAR, STR, ASA) as a separate event.

**Rf-TPS:**

Rf Events Per Seconds (Rf-EPS) KPI measures the rate of sent and received Rf event/messages. This KPI indicates the number of received ACA Diameter message and sent ACR Diameter message (each received ACA message is used to peg the counter and each sent ACR message is used to peg the counter). Rf-EPS KPI considers each ACA received message and each ACR sent message as a separate event.

**SWm-TPS:**

SWm Events Per Seconds (SWm-EPS) KPI measures the rate of sent and received SWm event/messages. This KPI indicates the number of received STA and DEA Diameter messages and sent STR and DER Diameter messages (each received STA and DEA message is used to peg the counter and each sent STR and DER message is used to peg the counter). SWm-EPS KPI considers each STA and DEA received message and each STR and DER sent message as a separate event.

This feature does not require any specific configuration for enabling but minimal configuration of bucket intervals and QCIs is required for calculating the KPIs. For more on this feature and the configuration details, refer to the *P-GW Administration Guide*.

## Limitations

This section identifies the limitations of Transaction Rate KPI feature.

- Diameter applications do not share the same Diameter endpoints configured on ASR 5500 platforms. For example, Gx and Gy should have separate Diameter endpoints configured.
- The transaction rate statistics will be lost when the session manager/demux manager restarts.

# Monitoring and Troubleshooting the Transaction Rate KPI Feature

This section provides information regarding show commands and/or their outputs in support of the Transaction Rate KPI feature.

## Transaction Rate KPI Show Command(s) and/or Outputs

The show commands in this section are available in support of the Transaction Rate KPI feature.

### show diameter tps-statistics

This new command has been added to the Exec mode. This command enables operators to gather the Diameter message transaction rate KPI information.

These KPI statistics information are used to monitor signaling load on the gateway node, specifically session and VoLTE signaling transaction rates, so that operators can perform network dimensioning/planning for the node accordingly.

```
show diameter tps-statistics [ diamproxy diamproxy_num | application {
auth-eap | e2 | gmb | gx | gy | rf | s6a | s6b | sgmb | sta | swm } |
endpoint endpoint_name | summary | verbose ] + [ | { grep grep_options | more
} ]
```

- **diamproxy** *diamproxy\_num*: Displays the TPS KPI information for the specified diamproxy instance number specified as an integer from 1 to 144.
- **application** { **auth-eap** | **e2** | **gmb** | **gx** | **gy** | **rf** | **s6a** | **s6b** | **sgmb** | **sta** | **swm** }: Displays the TPS KPI information for specified Diameter application.
- **endpoint** *endpoint\_name*: Displays the TPS KPI information for the configured endpoint.

### clear diameter tps-statistics

This new command has been added to the Exec mode. This command clears both historical as well as cumulative KPIs for Session and Network Initiated Setup/Teardown events.

```
clear diameter tps-statistics application { auth-eap | e2 | gmb | gx |
gy | rf | s6a | s6b | sgmb | sta | swm } | endpoint endpoint_name [ | { grep
grep_options | more } ]
```

- **application** { **auth-eap** | **e2** | **gmb** | **gx** | **gy** | **rf** | **s6a** | **s6b** | **sgmb** | **sta** | **swm** }: Clears the TPS KPI information for specified Diameter application.
- **endpoint** *endpoint\_name*: Clears the TPS KPI information for the configured endpoint.

### show diameter tps-statistics Command Output

This show command displays the following fields that are added as part of the Transaction Rate KPI feature.

- Application/ID: The name and the identifier of configured Diameter applications for which the TPS KPI statistics are collected.
- Average TPS: This is the sum average of all TPS values computed.
- Maximum TPS Time: Indicates the maximum TPS value for the specified configuration.

- Last 1 Sec Average TPS: Average value of TPS computed for the last 1 second.
- Last 10 Secs Average TPS: Average value of TPS computed for the last 10 seconds.
- Last 30 Secs Average TPS: Average value of TPS computed for the last 30 seconds.
- Last 60 Secs Average TPS: Average value of TPS computed for the last 60 seconds.
- Last 5 Mins Average TPS: Average value of TPS computed for the last 5 minutes.
- Last 10 Mins Average TPS: Average value of TPS computed for the last 10 minutes.
- Last 15 Mins Average TPS: Average value of TPS computed for the last 15 minutes.

## Bulk Statistics Support

### Diameter TPS Schema

This schema is new in release 20. The following statistics are included in this schema in support of the Transaction Rate KPI feature:

- diameter-tps-application-id – Indicates the Application ID exchanged in CER/CEA.
- diameter-tps-application-name – Indicates the Application Name.
- diameter-tps-value – Indicates the two minutes average Diameter Transactions per Second (TPS).





## CHAPTER 9

# Encoding Destination-Host AVP in Redirected Requests

This chapter provides the implementation details to include the Destination-Host AVP in Diameter Redirected requested messages on S6b, SWm and STa interfaces.

This chapter discusses the following topics for this feature:

- [Feature Description, on page 63](#)
- [Configuring Destination-Host AVP in Redirected Request, on page 64](#)

## Feature Description



**Note** This feature is applicable to 18.4.3 and later releases.

When an application receives the Result-Code 3006 -DIAMETER\_REDIRECT\_INDICATION from the AAA server, the Diameter request message is forwarded to the Redirect-Host specified in the server's response. The message gets routed properly in case the Diameter host is directly connected to the AAA server. If there is a DRA between P-GW/ePDG and AAA server, the message goes into a loop as DRA always routes the packet to the AAA server which had redirected the message. To overcome this problem, the Destination-Host AVP should be included in the redirected messages. This functionality is supported by extending the existing CLI command "**destination-host-avp**" to include "**redirected-request**" as an optional configuration.

This option "**redirected-request**" encodes Destination-Host AVP in any type of Diameter redirected messages. Since any redirected request is considered as retried request, if the option "**retried-request**" is used, by default Update (Interims) or Terminate (Stop) redirected-request will be encoded with Destination-Host AVP without the "**redirected-request**" option being configured. The reason to configure "**redirected-request**" as part of "**retried-request**" option is, in case of Initial-Retried request the Destination-Host AVP is not encoded if "**retried-request**" option alone is configured. To enable encoding Destination-Host AVP for Initial-Retried request, "**redirected-request**" is supported as an extension to "**retried-request**" as well.

In releases prior to 18, the Destination-Host AVP was encoded in the redirected message only if the original request included Destination-Host AVP. In release 18 and beyond, the encoding of Destination-Host AVP in redirected message is based on the new configurable option **redirected-request** in "**destination-host-avp**" CLI command. If the CLI command is enabled, Destination-Host AVP will be included in any type of Diameter redirected messages.

## Limitations

As per the current implementation, it is not possible to send retried messages to a different host using the same peer. This behavior is applicable for normal retry and failure-handling scenarios.

## Standards Compliance

This feature is implemented to be compliant with 3GPP TS 29.273 specification.

## Configuring Destination-Host AVP in Redirected Request

This section provides information on the commands used to include the Destination-Host AVP in the redirected request messages.

## Encoding Destination-Host AVP in Redirected Requests

Use the following configuration commands to include the Destination-Host AVP in the redirected request messages on ePDG, P-GW and SaMOG sent over the respective authentication interfaces (SWm, S6b and STa).

```
configure
  context context_name
    diameter endpoint endpoint_name
      destination-host-avp { always | initial-request [
redirected-request ] | retried-request [ redirected-request ] |
session-binding [ redirected-request ] }
      default destination-host-avp
    end
```

Notes:

- **redirected-request**: Encodes the Destination-Host AVP in any redirected request message.
- **always**: Encodes the Destination-Host AVP in all types of request messages.
- **initial-request**: Encodes the Destination-Host AVP in initial request but not in retried request.
- **retried-request**: Encodes the Destination-Host AVP in retried request but not in initial request.
- **session-binding**: Encodes the Destination-Host AVP after the Diameter session is bound with a host.



# CHAPTER 10

## Origin-State-Id AVP Support on P-GW

This chapter describes the following topics:

- [Feature Summary and Revision History, on page 65](#)
- [Feature Description, on page 66](#)
- [How It Works, on page 66](#)
- [Configuring Origin State Identifier AVP Support on P-GW, on page 66](#)
- [Monitoring and Troubleshooting, on page 67](#)

### Feature Summary and Revision History

#### Summary Data

Applicable Product(s) or Functional Area	P-GW
Applicable Platform(s)	<ul style="list-style-type: none"> <li>• ASR 5500</li> <li>• VPC - DI</li> <li>• VPC - SI</li> </ul>
Feature Default	Disabled - Configuration Required
Related Changes in This Release	Not Applicable
Related Documentation	<ul style="list-style-type: none"> <li>• <i>AAA Administration Guide</i></li> <li>• <i>Command Line Interface Reference</i></li> <li>• <i>Statistics and Counters Reference</i></li> </ul>

#### Revision History

Revision Details	Release
Introduced support for indirectly connected Policy and Charging Rules Functions (PCRFs) through Diameter Routing Agent (DRA).	21.17

Revision Details	Release
First introduced.	21.6

## Feature Description

The interfaces connected to the P-GW use Diameter protocol for communication. This protocol provides a mechanism through the Origin-State-Id AVP to detect sessions that are terminated due to unanticipated shutdown of a peer node.

Storing the Origin-State-Id AVP of a peer node enables the P-GW to detect and clear sessions whenever there is a change in the Origin-State-Id of the diameter peer node. This ensures that the diameter-nodes are always synchronized with the P-GW. To enable this functionality of storing the Origin-State-Id AVP on the P-GW, the **osid-change** CLI command is introduced at the diameter endpoint level.

Origin-State-Id change detection is applicable only for PCRF nodes.

## How It Works

When the **osid-change** CLI command is configured, the database starts storing the Origin-State-Id of each peer configured under a diameter endpoint. On receiving a diameter message from a peer, if the Origin-State-Id AVP is present, it is compared with the stored Origin-State-Id. If the received Origin-State-Id is greater than the stored one, gateway will start clearing calls. The Session Manager marks all the subscribers connected to the diameter-session for deletion and starts clearing sessions in a staggered manner. Clearing calls in a staggered manner helps avoid a storm of messages on other connected interfaces. When a subscriber is marked for deletion, the GW drops all the outbound diameter messages on the interface.

As per RFC 6733 (Diameter Base Protocol) Origin-State-Id could come in any diameter message, so the Gateway provides support to detect the change in CEA, CCA and RAR messages.

This feature is supported only with diamproxy mode (single and multiple).

## Configuring Origin State Identifier AVP Support on P-GW

The following section provides the configuration command to enable or disable the functionality.

### Configuring Origin-State-Id AVP on P-GW

Use the following CLI commands to store the Origin-State-Id AVP of a Diameter peer node on the P-GW. This command is introduced at the diameter endpoint level.

```

configure
  context context_name
    diameter endpoint endpoint_name
      [no] osid-change action clear-subscribers
    end

```

NOTES:



- **no:** Disables the command.
- **action:** Specifies the action to be taken.
- **clear subscribers:** Clears subscribers connected to the peer.
- This functionality is disabled by default.

## Monitoring and Troubleshooting

This section provides information regarding show commands and/or their outputs in support of this feature.

### Show Commands and/or Outputs

The output of the following CLI command has been enhanced in support of the feature.

#### **show diameter**

As part of this functionality, the **show diameter** CLI now includes the values for the following new fields:

- osid-info sessmgr all
- osid-info sessmgr instance\_number

#### **show session disconnect-reasons**

The **show session disconnect-reasons** CLI now includes the **osid-change** field.

### Bulk Statistics

The following bulk statistics are added in the System schema to support this feature:

Bulk Statistics	Description
disc-reason-656	Indicates the total number of sessions cleared due to change in Origin-State-Id of the Diameter peer.





# CHAPTER 11

## Ratio-based Load Distribution

This chapter describes the following topics:

- [Feature Summary and Revision History, on page 69](#)
- [Feature Description, on page 69](#)
- [How It Works, on page 70](#)
- [Configuring Ratio-based Load Distribution, on page 70](#)
- [Monitoring and Troubleshooting the Ratio-based Load Distribution, on page 71](#)

### Feature Summary and Revision History

#### Summary Data

Applicable Product(s) or Functional Area	P-GW
Applicable Platform(s)	ASR 5500
Feature Default	Disabled - Configuration Required
Related Changes in This Release	Not Applicable
Related Documentation	<ul style="list-style-type: none"><li>• <i>AAA Interface Administration and Reference</i></li><li>• <i>Command Line Interface Reference</i></li></ul>

#### Revision History

Revision Details	Release
First introduced.	21.4

### Feature Description

The Ratio-based Load Distribution feature provides a CLI-controlled mechanism to enable ratio-based session binding distribution among Diameter peers in an endpoint. You can configure ratios for each peer based on their capacity of load.

## How It Works

Following is a brief overview of how Ratio-based Load Distribution feature works:

- The new **load-ratio** keyword in **peer** CLI command under Diameter Endpoint Configuration Mode allows to configure Load Ratio for an individual peer. The configurable Load Ratio is in the range of 0-65535.
- Configuring 0 (zero) Load Ratio exempts the peer from having a share in binding sessions. Configuring 0 Load Ratio for all the peers in an endpoint effectively disables the usage of the endpoint, while keeping the peers open and ready. This prevents set-up of calls if the calls require Diameter authentication or authorization.
- If no peers have Load Ratio configured, Diameter binds new sessions in a round robin manner, which is the existing behavior.
- If Dynamic Peer Discovery (DPD) peers are added to the endpoint using ratio-based load balancing, then SeRVice Record (SRV) weight of DPD peers is used as Load Ratio.




---

**Important** For the feature to be active, an open peer with non-default Load Ratio value is required.

---

- If the application chooses the peer as per its own load balancing configuration, then ratio-based load balancing will not be active. For example:
  - If Gy selects peer with **diameter peer-select** CLI command (under Credit Control Configuration Mode), it will have precedence over the ratio-based selection.
  - The Gx interface has **diameter host-select row-precedence** and **diameter host-select-template** CLI commands (under Policy Control Configuration Mode) which will choose peers from the application. To override this behavior and to activate the ratio-based peer selection, both the host-select CLI commands should not be configured. However, the **endpoint-peer-select** CLI command (under Policy Control Configuration Mode) has to be enabled.
- If the endpoint has multiple realms, the selection will match a peer which has the same realm as the session-chosen realm.

## Configuring Ratio-based Load Distribution

This section provides information about the CLI commands available in support of the feature.

### Enabling Load Ratio

Use the following commands under the Diameter Endpoint Configuration Mode to enable Diameter-based peer load balancing, by defining relative Load Ratios in peer configuration.

```
configure
  context context_name
```

```

diameter endpoint endpoint_name
    peer [*] peer_name [*] [ realm realm_name ] { address { ipv4_address |
ipv6_address } [ load-ratio load_ratio_range ]
    end

```

Notes:

- **peer**: This command specifies a peer address for the Diameter endpoint.
- **[\*] peer\_name [\*]**: Specifies the peer's name as an alphanumeric string of 1 through 63 characters that allows punctuation characters. The Diameter server endpoint can be a wildcarded peer name (with \* as a valid wildcard character). Client peers which satisfy the wild-carded pattern are treated as valid peers and the connection will be accepted. The wildcarded token indicates that the peer name is wildcarded and any '\*' in the preceding string is treated as a wildcard.
- **realm realm\_name**: Specifies the realm of this peer as an alphanumeric string of 1 through 127 characters. The realm name can be a company or service name.
- **address { ipv4\_address | ipv6\_address }**: Specifies the Diameter peer IP address in IPv4 dotted-decimal or IPv6 colon-separated-hexadecimal notation. This address must be the IP address of the device with which the chassis is communicating.
- **load-ratio load\_ratio\_range**: Specifies the Load Ratio for the peer. The Load Ratio can be configured in the range of 0 through 65535.
- As a default behavior, the CLI command is not enabled for a peer and the default Load Ratio is 1, which will be used in load balancing only when at least one peer has non-default Load Ratio configured.
- Not specifying the **load-ratio load\_ratio\_range** keyword from peer configuration will put the peer in default Load Ratio, and when all the peers have default Load Ratio, Diameter load balancing will be round robin.
- The CLI takes effect when Diameter application starts using an endpoint for sending messages.

## Monitoring and Troubleshooting the Ratio-based Load Distribution

This section describes the CLI commands available to monitor and/or troubleshoot the feature.

### Show Commands and/or Outputs

The output of the following CLI commands has been enhanced in support of the feature.

#### show configuration

The output of this command has been modified to display the following:

```

show configuration
config
    context ingress
        diameter endpoint st16.starentnetworks.com
            peer gx1 realm starentnetworks.com address 192.10.2.1 load-ratio 2
            peer gx2 realm starentnetworks.com address 192.10.2.2 load-ratio 10

```

```
peer gx3 realm starentnetworks.com address 192.10.2.3 load-ratio 0
peer gx4 realm starentnetworks.com address 192.10.2.3
```

### show configuration verbose

The output of this command has been modified to display the following:

```
show configuration verbose
config
context ingress
diameter endpoint st16.starentnetworks.com
peer gx1 realm starentnetworks.com address 192.10.2.1 load-ratio 2
peer gx2 realm starentnetworks.com address 192.10.2.2 load-ratio 10
peer gx3 realm starentnetworks.com address 192.10.2.3 load-ratio 0
peer gx4 realm starentnetworks.com address 192.10.2.3 load-ratio 1
```



## CHAPTER 12

# Support for AAA Failure Indication

This chapter provides information on how the AAA-Failure-Indication AVP is supported on ePDG, P-GW, and SaMOG nodes.

- [Feature Description, on page 73](#)
- [Monitoring and Troubleshooting the AAA Failure Indication Feature, on page 74](#)

## Feature Description



**Note** This enhancement is applicable to 18.4.3 and later releases.

ePDG, P-GW and SaMOG connects with the AAA server over SWm, S6b and STa Diameter interfaces respectively. When a subscriber PDN connects, the PDN is authenticated over these authentication interfaces. P-GW sends AAR whereas ePDG/SaMOG sends DER to authorize the subscriber. ePDG/P-GW/SaMOG has the capability to select one of the available AAA servers based on priority or round robin method. ePDG/P-GW/SaMOG sends DER/AAR to the selected AAA server. If the HSS indicates that the subscriber is currently being served by a different AAA server, it sends the `DIAMETER_REDIRECT_INDICATION` Result-Code (3006) over SWm/S6b/STa interfaces requesting ePDG/P-GW/SaMOG to redirect the AAR/DER request to the already bound AAA server.

If the redirection of DER/AAR fails for some reason (Diameter TCP connection being down or Diameter Response-Timeout), the ePDG/P-GW/SaMOG redirects this message to any other available AAA server with the AAA-Failure-Indication AVP set to 1. AAA server forwards the AAA-Failure-Indication AVP to HSS, which will reset the initial binding of the PDN with the failed AAA and bind the PDN with the AAA server that forwarded the AAA-Failure-Indication AVP.

On successful authentication at ePDG/P-GW/SaMOG, the ePDG/P-GW/SaMOG disconnects any other previously connected PDN for the same subscriber. This is done so that the PDNs are reestablished and are bound to the new AAA server.

In order to support a geo-redundant architecture for VoWiFi service, ePDG/P-GW/SaMOG supports the AAA-Failure-Indication AVP as described in 3GPP TS 29.273 specification. This AVP value is set to 1 to indicate that a previously assigned AAA Server is unavailable.

In support of this feature, a new bulk statistics field is added to the output of `show diameter aaa-statistics` command to track the number of times the AAA-Failure-Indication AVP is sent over these authentication interfaces.

## Limitations and Dependencies

This section identifies the known limitations and dependencies for this feature.

- It is assumed that the Redirect-Host AVP contains a valid known host. If the host is invalid, ePDG/P-GW/SaMOG will terminate the connecting PDN.
- When the AAA server sends redirection indication, it is expected that the Result-Code is 3006 (DIAMETER\_REDIRECT\_INDICATION) and it should also send the Redirect-Host-Usage AVP with its value as 1 (ALL\_SESSION) and set the Redirect-Max-Cache-Time AVP to the validity time for the Redirect-Route to exist. By default, the Redirect-Host-Usage is DON'T-CACHE (0) and in this scenario, only the redirected message will be forwarded to Redirect-Host. Any further messages belonging to the same Diameter session will undergo a fresh route-lookup and might contact a different AAA server.
- AAA-Failure-Indication AVP is included only in these Diameter dictionaries:
  - aaa-custom21 for S6b
  - aaa-custom22 for SWm
  - aaa-custom23 for STa

## Monitoring and Troubleshooting the AAA Failure Indication Feature

This section provides information regarding show commands and/or their outputs in support of the AAA Failure Indication feature.

### Show Command(s) and/or Outputs for AAA Failure Indication

#### show diameter aaa-statistics

The following field is added to the output of this show command to track the number of times AAA-Failure-Indication AVP is sent over Diameter Authentication interfaces.

- AAA-Failure-Indication

### Bulk Statistics for AAA Failure Indication

The following statistics are included in the Diameter Authentication Schema in support of the AAA Failure Indication feature:

- aaa-failure-indication

For description of this variable, see the *Diameter Authentication Schema Statistics* chapter in the *Statistics and Counters Reference*.





# CHAPTER 13

## Diameter Dictionaries and Attribute Definitions

This chapter presents information on Diameter dictionary types and attribute definitions.

- [Diameter Attributes, on page 75](#)
- [Diameter Dictionaries, on page 89](#)
- [Diameter AVP Definitions, on page 93](#)

### Diameter Attributes

Diameter Attribute Value Pairs (AVPs) carry specific authentication, accounting, authorization, routing and security information as well as configuration details for the request and reply.

Some AVPs may be listed more than once. The effect of such an AVP is specific, and is specified in each case by the AVP description.

Each AVP of type OctetString must be padded to align on a 32-bit boundary, while other AVP types align naturally. A number of zero-valued bytes are added to the end of the AVP Data field till a word boundary is reached. The length of the padding is not reflected in the AVP Length field.

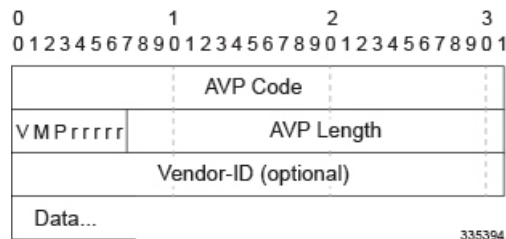
### AVP Header

The AVP header contains the following three fields that requires IANA namespace management.

- AVP Code
- Vendor-ID
- Flags

The fields in the AVP header **MUST** be sent in network byte order. The format of the header is:

**Figure 2: AVP Header**



*Table 1: AVP Header Details*

Field	Description
AVP Code	The AVP Code, combined with the Vendor-ID field, identifies the attribute uniquely. AVP numbers 1 through 255 are reserved for backward compatibility with RADIUS, without setting the Vendor-ID field. AVP numbers 256 and above are used for Diameter, which are allocated by IANA.

Field	Description
AVP Flags	

Field	Description
	<p>The AVP Flags field informs the receiver how each attribute must be handled. The 'r' (reserved) bits are unused and SHOULD be set to 0. Note that subsequent Diameter applications may define additional bits within the AVP Header, and an unrecognized bit SHOULD be considered an error. The 'P' bit indicates the need for encryption for end-to-end security.</p> <p>The 'M' Bit, known as the Mandatory bit, indicates whether support of the AVP is required. If an AVP with the 'M' bit set is received by a Diameter client, server, proxy, or translation agent and either the AVP or its value is unrecognized, the message MUST be rejected. Diameter Relay and redirect agents MUST NOT reject messages with unrecognized AVPs.</p> <p>The 'M' bit MUST be set according to the rules defined for the AVP containing it. In order to preserve interoperability, a Diameter implementation MUST be able to exclude from a Diameter message any Mandatory AVP which is neither defined in the base Diameter protocol nor in any of the Diameter Application specifications governing the message in which it appears. It may do this in one of the following ways:</p> <ul style="list-style-type: none"> <li>• If a message is rejected because it contains a Mandatory AVP which is neither defined in the base Diameter standard nor in any of the Diameter Application specifications governing the message in which it appears, the implementation may resend the message without the AVP, possibly inserting additional standard AVPs instead.</li> <li>• A configuration option may be provided on a system wide, per peer, or per realm basis that would allow/prevent particular Mandatory AVPs to be sent. Thus an administrator could change the configuration to avoid interoperability problems.</li> </ul> <p>Diameter implementations are required to support all Mandatory AVPs which are allowed by the message's formal syntax and defined either in the base Diameter standard or in one of the Diameter Application specifications governing the message.</p> <p>AVPs with the 'M' bit cleared are informational only and a receiver that receives a message with such an AVP that is not supported, or whose value is not supported, MAY simply ignore the AVP.</p>

Field	Description
	<p>The 'V' bit, known as the Vendor-Specific bit, indicates whether the optional Vendor-ID field is present in the AVP header. When set the AVP Code belongs to the specific vendor code address space.</p> <p>Unless otherwise noted, AVPs will have the following default AVP Flags field settings:</p> <p>The 'M' bit <b>MUST</b> be set. The 'V' bit <b>MUST NOT</b> be set.</p>
AVP Length	<p>The AVP Length field is three octets, and indicates the number of octets in this AVP including the AVP Code, AVP Length, AVP Flags, Vendor-ID field (if present) and the AVP data. If a message is received with an invalid attribute length, the message <b>SHOULD</b> be rejected.</p>
Vendor-ID	<p>This field is optional.</p> <p>The Vendor-ID field is present if the 'V' bit is set in the AVP Flags field. The optional four-octet Vendor-ID field contains the IANA assigned "SMI Network Management Private Enterprise Codes" value, encoded in network byte order. Any vendor wishing to implement a vendor-specific Diameter AVP <b>MUST</b> use their own Vendor-ID along with their privately managed AVP address space, guaranteeing that they will not collide with any other vendor's vendor-specific AVP(s), nor with future IETF applications.</p> <p>A vendor ID value of zero (0) corresponds to the IETF adopted AVP values, as managed by the IANA. Since the absence of the vendor ID field implies that the AVP in question is not vendor specific, implementations <b>MUST NOT</b> use the zero (0) vendor ID.</p>

## Basic AVP Data Formats

The Data field is zero or more octets and contains information specific to the attribute. The format and length of the Data field is determined by the AVP Code and AVP Length fields. The format of the Data field **MUST** be one of the following base data types or a data type derived from the base data types.

Table 2: Basic AVP Formats

AVP Data Format	Meaning
OctetString	The data contains arbitrary data of variable length. Unless otherwise noted, the AVP Length field MUST be set to at least 8 (12 if the 'V' bit is enabled). AVP Values of this type that are not a multiple of four-octets in length is followed by the necessary padding so that the next AVP (if any) will start on a 32-bit boundary.
Integer32	32 bit signed value, in network byte order. The AVP Length field MUST be set to 12 (16 if the 'V' bit is enabled).
Integer64	64 bit signed value, in network byte order. The AVP Length field MUST be set to 16 (20 if the 'V' bit is enabled).
Unsigned32	32 bit unsigned value, in network byte order. The AVP Length field MUST be set to 12 (16 if the 'V' bit is enabled).
Unsigned64	64 bit unsigned value, in network byte order. The AVP Length field MUST be set to 16 (20 if the 'V' bit is enabled).
Float32	This represents floating point values of single precision. The 32-bit value is transmitted in network byte order. The AVP Length field MUST be set to 12 (16 if the 'V' bit is enabled).
Float64	This represents floating point values of double precision. The 64-bit value is transmitted in network byte order. The AVP Length field MUST be set to 16 (20 if the 'V' bit is enabled).
Grouped	The Data field is specified as a sequence of AVPs. Each of these AVPs follows - in the order in which they are specified - including their headers and padding. The AVP Length field is set to 8 (12 if the 'V' bit is enabled) plus the total length of all included AVPs, including their headers and padding. Thus the AVP length field of an AVP of type Grouped is always a multiple of 4.

## Derived AVP Data Formats

In addition to using the Basic AVP Data Formats, applications may define data formats derived from the Basic AVP Data Formats. An application that defines new AVP Derived Data Formats MUST include them in a

section entitled "AVP Derived Data Formats", using the same format as the definitions below. Each new definition must be either defined or listed with a reference to the RFC that defines the format.

The below AVP Derived Data Formats are commonly used by applications.

## Address

The Address format is derived from the OctetString AVP Base Format. It is a discriminated union, representing, for example a 32-bit (IPv4) or 128-bit (IPv6) address, most significant octet first. The first two octets of the Address

AVP represents the AddressType, which contains an Address Family defined in IANAADFAM. The AddressType is used to discriminate the content and format of the remaining octets.

## Time

The Time format is derived from the OctetString AVP Base Format. The string MUST contain four octets, in the same format as the first four bytes are in the NTP timestamp format.

This represents the number of seconds since 0h on 1 January 1900 with respect to the Coordinated Universal Time (UTC).

On 6h 28m 16s UTC, 7 February 2036 the time value will overflow. SNTP describes a procedure to extend the time to 2104. This procedure MUST be supported by all DIAMETER nodes.

## UTF8String

The UTF8String format is derived from the OctetString AVP Base Format. This is a human readable string represented using the ISO/IEC IS 10646-1 character set, encoded as an OctetString using the UTF-8 [UFT8] transformation format described in RFC 2279.

Since additional code points are added by amendments to the 10646 standard from time to time, implementations MUST be prepared to encounter any code point from 0x00000001 to 0x7fffffff. Byte sequences that do not correspond to the valid encoding of a code point into UTF-8 charset or are outside this range are prohibited.

The use of control codes SHOULD be avoided. When it is necessary to represent a new line, the control code sequence CR LF SHOULD be used.

The use of leading or trailing white space SHOULD be avoided.

For code points not directly supported by user interface hardware or software, an alternative means of entry and display, such as hexadecimal, MAY be provided.

For information encoded in 7-bit US-ASCII, the UTF-8 charset is identical to the US-ASCII charset.

UTF-8 may require multiple bytes to represent a single character / code point; thus the length of an UTF8String in octets may be different from the number of characters encoded.

Note that the AVP Length field of an UTF8String is measured in octets, not characters.

## DiameterIdentity

The DiameterIdentity (DIAMIDENT) format is derived from the OctetString AVP Base Format.

DiameterIdentity = FQDN

DiameterIdentity value is used to uniquely identify a Diameter node for purposes of duplicate connection and routing loop detection.

The contents of the string MUST be the FQDN of the Diameter node. If multiple Diameter nodes run on the same host, each Diameter node MUST be assigned a unique DiameterIdentity. If a Diameter node can be identified by several FQDNs, a single FQDN should be picked at startup, and used as the only DiameterIdentity for that node, whatever the connection it is sent on.

## DiameterURI

The DiameterURI (DIAMURI) MUST follow the Uniform Resource Identifiers (URI) syntax [URI] rules specified below:

```
"aaa://" FQDN [ port ] [ transport ] [ protocol ]
```

– or –

```
"aaas://" FQDN [ port ] [ transport ] [ protocol ]
```

**Table 3: DiameterURI Field Description**

Field	Description
FQDN	Fully Qualified Host Name
port	One of the ports used to listen for incoming connections. If absent, the default Diameter port (3868) is assumed.
transport	One of the transport protocols used to listen for incoming connections. If absent, the default SCTP protocol is assumed. UDP MUST NOT be used when the aaa-protocol field is set to diameter.  The transport protocol could be tcp, sctp, or udp.
protocol	This field denotes AAA protocol. If absent, the default AAA protocol is diameter.  The AAA protocol could be diameter, radius, or tacacs+.

The following are examples of valid Diameter host identities:

```
aaa://host.example.com;transport=tcp
aaa://host.example.com:6666;transport=tcp
aaa://host.example.com;protocol=diameter
aaa://host.example.com:6666;protocol=diameter
aaa://host.example.com:6666;transport=tcp;protocol=diameter
aaa://host.example.com:1813;transport=udp;protocol=radius
```

## Enumerated

Enumerated is derived from the Integer32 AVP Base Format. The definition contains a list of valid values and their interpretation and is described in the Diameter application introducing the AVP.

## IPFilterRule

The IPFilterRule format is derived from the OctetString AVP Base Format. It uses the ASCII charset. Packets may be filtered based on the following information that is associated with it:



- Direction (in or out)
- Source and destination IP address (possibly masked)
- Protocol
- Source and destination port (lists or ranges)
- TCP flags
- IP fragment flag
- IP options
- ICMP types

Rules for the appropriate direction are evaluated in order, with the first matched rule terminating the evaluation. Each packet is evaluated once. If no rule matches, the packet is dropped if the last rule evaluated was a permit, and passed if the last rule was a deny.

IPFilterRule filters MUST follow the format:

```
action dir proto from src to dst [options]
```

**Table 4: IPFilterRule Field Description**

Field	Description
action	This field can be set to one of the following: <ul style="list-style-type: none"> <li>• permit – Allow packets that match the rule.</li> <li>• deny – Drop packets that match the rule.</li> </ul>
dir	"in" is from the terminal and "out" is to the terminal.
proto	An IP protocol specified by number. The "ip" keyword means any protocol will match.

Field	Description
src and dst	<p data-bbox="922 296 1175 323">&lt;address/mask&gt; [ports]</p> <p data-bbox="922 342 1365 369">The &lt;address/mask&gt; may be specified as:</p> <p data-bbox="922 388 1482 478">ipno — An IPv4 or IPv6 number in dotted-quad or canonical IPv6 form. Only this exact IP number will match the rule.</p> <p data-bbox="922 497 1482 909">ipno/bits — An IP number as above with a mask width of the form 1.2.3.4/24. In this case, all IP numbers from 1.2.3.0 to 1.2.3.255 will match. The bit width MUST be valid for the IP version and the IP number MUST NOT have bits set beyond the mask. For a match to occur, the same IP version must be present in the packet that was used in describing the IP address. To test for a particular IP version, the bits part can be set to zero. The keyword "any" is 0.0.0.0/0 or the IPv6 equivalent. The keyword "assigned" is the address or set of addresses assigned to the terminal. For IPv4, a typical first rule is often "deny in ip! assigned"</p> <p data-bbox="922 928 1482 1052">The sense of the match can be inverted by preceding an address with the not modifier (!), causing all other addresses to be matched instead. This does not affect the selection of port numbers.</p> <p data-bbox="922 1071 1455 1134">With the TCP, UDP and SCTP protocols, optional ports may be specified as:</p> <p data-bbox="922 1152 1300 1180"><code>{port/port-port}[,ports[,...]]</code></p> <p data-bbox="922 1199 1474 1255">The '-' notation specifies a range of ports (including boundaries).</p> <p data-bbox="922 1274 1482 1398">Fragmented packets that have a non-zero offset (i.e., not the first fragment) will never match a rule that has one or more port specifications. See the frag option for details on matching fragmented packets.</p>

Field	Description
options	

Field	Description
	<p>The different options are as follows:</p> <ul style="list-style-type: none"> <li>• frag — Match if the packet is a fragment and this is not the first fragment of the datagram. frag may not be used in conjunction with either tcpflags or TCP/UDP port specifications.</li> <li>• ipoptions spec — Match if the IP header contains the comma separated list of options specified in spec.</li> </ul> <p>The supported IP options are: srr (strict source route), lsrr (loose source route), rr (record packet route) and ts (timestamp). The absence of a particular option may be denoted with a '!'. </p> <ul style="list-style-type: none"> <li>• tcptoptions spec — Match if the TCP header contains the comma separated list of options specified in spec.</li> </ul> <p>The supported TCP options are: mss (maximum segment size), window (tcp window advertisement), sack (selective ack), ts (rfc1323 timestamp) and cc (rfc1644 t/tcp connection count). The absence of a particular option may be denoted with a '!'. </p> <ul style="list-style-type: none"> <li>• established — TCP packets only. Match packets that have the RST or ACK bits set.</li> <li>• setup — TCP packets only. Match packets that have the SYN bit set but no ACK bit.</li> <li>• tcpflags spec — TCP packets only. Match if the TCP header contains the comma separated list of flags specified in spec.</li> </ul> <p>The supported TCP flags are: fin, syn, rst, psh, ack and urg. The absence of a particular flag may be denoted with a '!'. A rule that contains a tcpflags specification can never match a fragmented packet that has a non-zero offset. See the frag option for details on matching fragmented packets.</p> <ul style="list-style-type: none"> <li>• icmptypes types — ICMP packets only. Match if the ICMP type is in the list types. The list may be specified as any combination of ranges or individual types separated by commas. Both the numeric values and the symbolic values listed below can be used.</li> </ul> <p>The supported ICMP types are: echo reply (0), destination unreachable (3), source quench (4),</p>

Field	Description
	redirect (5), echo request (8), router advertisement (9), router solicitation (10), time-to-live exceeded (11), IP header bad (12), timestamp request (13), timestamp reply (14), information request (15), information reply (16), address mask request (17) and address mask reply (18).

## QoSFilterRule

The QoSFilterRule format is derived from the OctetString AVP Base Format. It uses the ASCII charset. Packets may be marked or metered based on the following information that is associated with it:

- Direction (in or out)
- Source and destination IP address (possibly masked)
- Protocol
- Source and destination port (lists or ranges)
- DSCP values (no mask or range)

Rules for the appropriate direction are evaluated in order, with the first matched rule terminating the evaluation. Each packet is evaluated once. If no rule matches, the packet is treated as best effort. An access device that is unable to interpret or apply a QoS rule SHOULD NOT terminate the session

QoSFilterRule filters MUST follow the format:

```
action dir proto from src to dst [options]
```

**Table 5: QoSFilterRule Field Description**

Field	Description
action	This field can be set to one of the following: <ul style="list-style-type: none"> <li>• tag — Mark packet with a specific DSCP [DIFFSERV]. The DSCP option MUST be included.</li> <li>• meter — Meter traffic. The metering options MUST be included.</li> </ul>
dir	The format is as described under IPFilterRule.
proto	The format is as described under IPFilterRule.
src and dst	The format is as described under IPFilterRule.

Field	Description
options	<p>The following options are available in addition to the ones described under IPFilterRule:</p> <ul style="list-style-type: none"> <li>• DSCP <i>&lt;color&gt;</i> — Color values as defined in [DIFFSERV]. Exact matching of DSCP values is required (no masks or ranges).</li> <li>• metering <i>&lt;rate&gt;</i> <i>&lt;color_under&gt;</i> <i>&lt;color_over&gt;</i> — The metering option provides Assured Forwarding, as defined in [DIFFSERVAF], and MUST be present if the action is set to meter. The rate option is the throughput, in bits per second, which is used by the access device to mark packets. Traffic above the rate is marked with the <i>color_over</i> codepoint, while traffic under the rate is marked with the <i>color_under</i> codepoint. The <i>color_under</i> and <i>color_over</i> options contain the drop preferences, and MUST conform to the recommended codepoint keywords described in [DIFFSERVAF] (e.g. AF13).</li> </ul> <p>The metering option also supports the strict limit on traffic required by Expedited Forwarding, as defined in [DIFFSERVEF]. The <i>color_over</i> option may contain the keyword "drop" to prevent forwarding of traffic that exceeds the rate parameter.</p>

## Grouped AVP Values

The Diameter protocol allows AVP values of type 'Grouped.' This implies that the Data field is actually a sequence of AVPs. It is possible to include an AVP with a Grouped type within a Grouped type, that is, to nest them. AVPs within an AVP of type Grouped have the same padding requirements as non-Grouped AVPs.

The AVP Code numbering space of all AVPs included in a Grouped AVP is the same as for non-grouped AVPs. Further, if any of the AVPs encapsulated within a Grouped AVP has the 'M' (mandatory) bit set, the Grouped AVP itself MUST also include the 'M' bit set.

Every Grouped AVP defined MUST include a corresponding grammar, using ABNF (with modifications), as defined below.

```
grouped-avp-def = name "::=" avp
name-fmt = ALPHA *(ALPHA / DIGIT / "-")
name = name-fmt
avp = header [ *fixed] [ *required] [ *optional] [ *fixed]
header = "<" "AVP-Header:" avpcode [vendor] ">"
avpcode = 1*DIGIT
vendor = 1*DIGIT
```

Where, name = the name of an AVP, defined in the base or extended Diameter specifications.

avp code = The AVP Code assigned to the Grouped AVP.

vendor = The Vendor-ID assigned to the Grouped AVP. If absent, the default value of zero is used.

The Example-AVP (AVP Code 999999) is of type Grouped and is used to clarify how Grouped AVP values work. The Grouped Data field has the following ABNF grammar:

```
Example-AVP ::= < AVP Header: 999999 >
              { Origin-Host }
              1*{ Session-Id }
              *[ AVP ]
```

An Example-AVP with Grouped Data follows. The Origin-Host AVP is required.

In this case, Origin-Host = "example.com".

One or more Session-IDs must follow. Here there are two:

```
Session-Id = "grump.example.com:33041;23432;893;0AF3B81"
```

```
Session-Id = "grump.example.com:33054;23561;2358;0AF3B82"
```

Optional AVPs included are:

```
Recovery-Policy = <binary> 2163bc1d0ad82371f6bc09484133c3f09ad74a0dd5346d54195a7cf0b35
2cabc881839a4fdcfbc1769e2677a4c1fb499284c5f70b48f58503a45c5
c2d6943f82d5930f2b7c1da640f476f0e9c9572a50db8ea6e51e1c2c7bd
f8bb43dc995144b8dbe297ac739493946803e1cee3e15d9b765008a1b2a
cf4ac777c80041d72c01e691cf751dbf86e85f509f3988e5875dc905119
26841f00f0e29a6d1ddc1a842289d440268681e052b30fb638045f7779c
1d873c784f054f688f5001559ecff64865ef975f3e60d2fd7966b8c7f92
Futuristic-Acct-Record = <binary> fe19da5802acd98b07a5b86cb4d5d03f0314ab9ef1ad0b67111ff3b90a0
57fe29620bf3585fd2dd9fcc38ce62f6cc208c6163c008f4258d1bc88b8
17694a74ccad3ec69269461b14b2e7a4c111fb239e33714da207983f58c
41d018d56fe938f3cbf089aac12a912a2f0d1923a9390e5f789cb2e5067 d3427475e49968f841
```

The data for the optional AVPs is represented in hexadecimal since the format of these AVPs is neither known at the time of definition of the Example-AVP group, nor (likely) at the time when the example instance of this AVP is interpreted - except by Diameter implementations which support the same set of AVPs. Also note that AVPs may be present in the Grouped AVP value which the receiver cannot interpret (here, the Recover-Policy and Futuristic-Acct-Record AVPs).

## Diameter Dictionaries

This section presents information on Diameter dictionary types.

### DPCA

The Diameter Policy Control Application (DPCA) dictionaries are used by the PDSN, GGSN, HA, IPSP product(s).

To configure the Diameter dictionary for Policy Control Configuration, use the following configuration:

**configure**

```
context <context_name>
```

```
ims-auth-service <ims_auth_service_name>
```

```
policy-control
```

```
diameter dictionary { Standard | dpca-custom1 |
```

```
dpca-custom10 | dpca-custom11 | dpca-custom12 | dpca-custom13 |
```

```
dpca-custom14 | dpca-custom15 | dpca-custom16 | dpca-custom17 |
```

```
dpca-custom18 | dpca-custom19 | dpca-custom20 |
```

```

dpca-custom21 | dpcacustom22 | dpca-custom23 | dpca-custom24 |
dpca-custom25 | dpca-custom26 | dpca-custom27 | dpca-custom28 |
dpca-custom29 | dpca-custom3 | dpca-custom30 | dpca-custom4 | dpca-custom5
 | dpca-custom6 | dpca-custom7 | dpca-custom8 | dpca-custom9 | dynamic-load
 | gx-wimax-standard | gxa-3gpp2-standard | gxc-standard | pdsn-ty |
r8-gx-standard | std-pdsn-ty | ty-plus | ty-standard }
end

```

Dictionary	Description
Standard	Specifies standard attributes for the Rel 6 Gx interface.
dpca-custom1...dpca-custom <i>n</i>	Custom-defined dictionaries.
dynamic load	Specifies the dynamically loaded Diameter dictionary attributes.
gx-wimax-standard	Specifies standard Gx WiMAX Standard attributes.
gxa-3gpp2-standard	Specifies standard Gxa 3GPP2 Standard attributes.
gxc-standard	Specifies Gxc Standard attributes.
pdsn-ty	Specifies the standard attributes for the PDSN Ty interface.
r8-gx-standard	Specifies standard R8 Gx attributes.
std-pdsn-ty	Specifies standard attributes for the Ty interface.
ty-plus	Specifies customer-specific enhanced attributes for the Ty interface.
ty-standard	Specifies standard Ty attributes.



**Note** For information on custom-defined dictionaries, contact your Cisco account representative.

## DCCA

The Diameter Credit Control Application (DCCA) dictionaries are used by the GGSN and IPSG product(s). To configure the DCCA dictionary for Active Charging service, use the following configuration:

```

configure
  active-charging service <acs_service_name>
    credit-control
      diameter dictionary { dcca-custom1 | dcca-custom10 |
dcca-custom11 | dcca-custom12 | dcca-custom13 | dcca-custom14 |
dcca-custom15 | dcca-custom16 | dcca-custom17 | dcca-custom18 |
dcca-custom19 | dcca-custom2 | dcca-custom20 | dcca-custom21 |
dcca-custom22 | dcca-custom23 | dcca-custom24 | dcca-custom25 |
dcca-custom26 | dcca-custom27 | dcca-custom28 | dcca-custom29 |

```



```

dcca-custom3 | dcca-custom30 | dcca-custom4 | dcca-custom5 | dcca-custom6
| dcca-custom7 | dcca-custom8 | dcca-custom9 | dynamic-load | standard
}

      end

```

Dictionary	Description
dcca-custom1 ... dcca-custom <i>n</i>	Custom-defined dictionaries.
standard	Specifies standard attributes for the Gy interface.
dynamic load	Specifies the dynamically loaded Diameter dictionary attributes.



**Note** For information on custom-defined dictionaries, contact your Cisco account representative.

## CSCF

The Diameter Policy Control dictionaries for Call Session Control Function (CSCF) Diameter Policy External Control Application (DPECA) service are used by the SCM P-CSCF product.

In Star OS 8.1 and later releases, to configure the Diameter Policy Control dictionary, use the following configuration:

```

configure
  context <context_name>
    cscf service <cscf_service_name>
      proxy-cscf
        diameter policy-control { dictionary { dynamic-load
| gq-custom | gq-standard | rq-custom | rx-custom01 | rx-custom02 |
rx-custom03 | rx-custom04 | rx-custom05 | rx-rel8 | rx-standard |
tx-standard }
      end

```

Dictionary	Description
dynamic load	Specifies the dynamically loaded Diameter dictionary attributes.
gq-custom	Specifies customized attributes for the 3GPP Gq interface.
gq-standard	Specifies standard attributes for the 3GPP Gq interface.
rq-custom	Custom-defined dictionary.
rx-rel8	Rel. 8 Rx dictionary.
rx-standard	Specifies standard attributes for the 3GPP Rx interface.

Dictionary	Description
tx-standard	Specifies the standard attributes for the 3GPP2 Tx interface.
rx-custom01...rx-custom05	Custom-defined dictionaries.



**Note** For information on custom-defined dictionaries, contact your Cisco account representative.

## Diameter AAA

The Diameter Authentication, Authorization, and Accounting (AAA) dictionaries are used by the S-CSCF and AIMS product(s).

To specify the AAA dictionary to be used when Diameter is being used for accounting, in the AAA Server Group Configuration Mode or in the Context Configuration Mode, use the following command:

```
diameter accounting dictionary { aaa-custom1 | aaa-custom10 | aaa-custom2
| aaa-custom3 | aaa-custom4 | aaa-custom5 | aaa-custom6 | aaa-custom7 |
aaa-custom8 | aaa-custom9 | dynamic-load | nasreq | rf-plus }
```

To specify the AAA dictionary to be used when Diameter is being used for authentication, in the AAA Server Group Configuration Mode or in the Context Configuration Mode, use the following command:

```
diameter authentication dictionary { aaa-custom1 | aaa-custom10 |
aaa-custom11 | aaa-custom12 | aaa-custom13 | aaa-custom14 | aaa-custom15
| aaa-custom16 | aaa-custom17 | aaa-custom18 | aaa-custom19 | aaa-custom2
| aaa-custom20 | aaa-custom3 | aaa-custom4 | aaa-custom5 | aaa-custom6
| aaa-custom7 | aaa-custom8 | aaa-custom9 | dynamic-load | nasreq }
```

Dictionary	Description
aaa-custom1... aaa-custom8, aaa-custom10 ... aaa-customn	Custom-defined dictionaries.
aaa-custom9	Specifies standard attributes for the STa interface.
nasreq	Specifies the NASREQ attributes defined by RFC 4005.
rf-plus	Specifies customer-specific enhanced attributes for the Rf interface.
dynamic load	Specifies the dynamically loaded Diameter dictionary attributes.



**Note** For information on custom-defined dictionaries, contact your Cisco account representative.

# Diameter AVP Definitions

This section presents Diameter attribute definitions.

## 3GPP-AAA-Server-Name

3GPP-AAA-Server-Name

**Vendor ID** 10415

**VSA Type** 318

**AVP Type** DIAMURI

**AVP Flag** M

## 3GPP-CAMEL-Charging-Info

This AVP contains the Customized Application for Mobile Enhanced Logic (CAMEL) charging information.

**Vendor ID** 10415

**VSA Type** 24

**AVP Type** UTF8STRING

**AVP Flag** N/A

## 3GPP-CF-IPv6-Address

3GPP-CF-IPv6-Address

**Vendor ID** 10415

**VSA Type** 14

**AVP Type** OCTETSTRING

**AVP Flag** M

## 3GPP-CG-Address

This AVP contains address of the Charging Gateway.

**Vendor ID** 10415

**VSA Type** 4

**AVP Type** OCTETSTRING

**AVP Flag** M

## 3GPP-Called-Station-Id

This AVP contains the Layer 2 addresses that the user contacted in the request.

**Vendor ID** 10415

**VSA Type** 30

**AVP Type** OCTETSTRING

**AVP Flag** N/A

## 3GPP-Charging-Characteristics

This AVP contains the charging characteristics for this PDP context received in the Create PDP Context Request Message.

**Vendor ID** 10415

**VSA Type** 13

**AVP Type** UTF8STRING

**AVP Flag** M

## 3GPP-Charging-Id

This AVP contains the Charging ID for this PDP context (this together with the GGSN-Address constitutes a unique identifier for the PDP context).

**Vendor ID** 10415

**VSA Type** 2

**AVP Type** UINT32

**AVP Flag** M

## 3GPP-GGSN-Address

This AVP contains the IP address of the GGSN used by the GTP control plane for context establishment. It is the same as the GGSN IP address used in the G-CDRs.

**Vendor ID** 10415

**VSA Type** 7

**AVP Type** OCTETSTRING

**AVP Flag** M

## 3GPP-GGSN-MCC-MNC

This AVP contains MCC-MNC of the network that the GGSN belongs to.

**Vendor ID** 10415

**VSA Type** 9

**AVP Type** UTF8STRING

**AVP Flag** M

## 3GPP-GPRS-QoS-Negotiated-Profile

This AVP contains QoS profile applied by GGSN.

**Vendor ID** 10415

**VSA Type** 5

**AVP Type** UTF8STRING

**AVP Flag** M

## 3GPP-IMEISV

This AVP contains International Mobile Equipment ID (IMEI) and its Software Version (SV).

**Vendor ID** 10415

**VSA Type** 20

**AVP Type** OCTETSTRING

**AVP Flag** M

## 3GPP-IMSI

This AVP contains an IMSI of the user.

**Vendor ID** 10415

**VSA Type** 1

**AVP Type** UTF8STRING

**AVP Flag** M

## 3GPP-IMSI-MCC-MNC

This AVP contains MCC and MNC extracted from the user's IMSI (first 5 or 6 digits, as applicable from the presented IMSI).

**Vendor ID** 10415

**VSA Type** 8

**AVP Type** UTF8STRING

**AVP Flag** M

## 3GPP-MS-TimeZone

This AVP contains the Mobile Station Time Zone.

**Vendor ID** 10415

**VSA Type** 23

**AVP Type** OCTETSTRING

**AVP Flag** M

## 3GPP-NSAPI

This AVP contains a particular PDP context for the associated PDN and MSISDN/IMSI from creation to deletion.

**Vendor ID** 10415

**VSA Type** 10

**AVP Type** UTF8STRING

**AVP Flag** M

## 3GPP-PDP-Type

This AVP contains type of the PDP context.

**Vendor ID** 10415

**VSA Type** 3

**AVP Type** ENUM

Supported enumerated value(s):

0 IPv4

1 PPP

2 IPv6

3 IPv4v6

**AVP Flag** M

## 3GPP-Quota-Consumption-Time

This AVP contains the idle traffic threshold time, in seconds.

**Vendor ID** 10415

**VSA Type** 881

**AVP Type** UINT32

**AVP Flag** M

## 3GPP-Quota-Holding-Time

This AVP contains the quota holding time, in seconds. The client starts the quota holding timer when quota consumption ceases. This is always when traffic ceases, i.e. the timer is re-started at the end of each packet. The Credit Control Client deems a quota to have expired when no traffic associated with the quota is observed for the value indicated by this AVP.

**Vendor ID** 10415

**VSA Type** 871

**AVP Type** UINT32

**AVP Flag** M

## 3GPP-RAT-Type

This AVP indicates which Radio Access Technology (RAT) is currently serving the UE.

**Vendor ID** 10415

**VSA Type** 21

**AVP Type** OCTETSTRING

**AVP Flag** M

## 3GPP-RAT-Type-Enum

This AVP contains type of Radio Access Technology (RAT).

**Vendor ID** 10415

**VSA Type** 21

**AVP Type** ENUM

Supported enumerated value(s):

1 UTRAN

2 GERAN

3 WLAN

4 GAN

5 HSPA

6 EUTRAN

7 VIRTUAL

8 NB-IOT

102 3GPP2\_eHRPD

33 CDMA\_1XRTT

59 CDMA\_EVDO

64 CDMA\_EVDO\_REVA

**AVP Flag** M

## 3GPP-Reporting-Reason

This AVP contains the reason for usage reporting for one or more types of quota for a particular category.

**Vendor ID** 10415

**VSA Type** 872

**AVP Type** ENUM

Supported enumerated value(s):

0 THRESHOLD

1 QHT

2 FINAL

3 QUOTA\_EXHAUSTED

4 VALIDITY\_TIME

5 OTHER\_QUOTA\_TYPE

6 RATING\_CONDITION\_CHANGE

7 FORCED\_REAUTHORIZATION

**AVP Flag** M

## 3GPP-SGSN-Address

This AVP contains the address of the SGSN used by the GTP control plane for the handling of control messages. It may be used to identify the PLMN to which the user is attached.

**Vendor ID** 10415

**VSA Type** 6

**AVP Type** OCTETSTRING

**AVP Flag** M

## 3GPP-SGSN-IPv6-Address

This AVP contains the IPv6 address of the SGSN used by the GTP control plane for the handling of control messages. It may be used to identify the PLMN to which the user is attached.

**Vendor ID** 10415

**VSA Type** 15

**AVP Type** OCTETSTRING

**AVP Flag** M

## 3GPP-SGSN-MCC-MNC

This AVP contains the MCC-MNC of the network the SGSN belongs to.

**Vendor ID** 10415

**VSA Type** 18

**AVP Type** UTF8STRING

**AVP Flag** M



## 3GPP-Selection-Mode

This AVP contains the selection mode for this PDP context received in the Create PDP Context Request Message.

**Vendor ID** 10415

**VSA Type** 12

**AVP Type** UTF8STRING

**AVP Flag** M

## 3GPP-Session-Stop-Indicator

This AVP indicates to the AAA server that the last PDP context of a session is released and that the PDP session has been terminated.

**Vendor ID** 10415

**VSA Type** 11

**AVP Type** OCTETSTRING

**AVP Flag** M

## 3GPP-Time-Quota-Threshold

This AVP contains the time quota threshold value, in seconds.

**Vendor ID** 10415

**VSA Type** 868

**AVP Type** UINT32

**AVP Flag** M

## 3GPP-Trigger-Type

This AVP contains information about type of trigger, for example, CHANGE\_IN\_SGSN\_IP\_ADDRESS, CHANGE\_IN\_QOS, etc. for activation of the associated action.

**Vendor ID** 10415

**VSA Type** 870

**AVP Type** ENUM

Supported enumerated value(s):

1 CHANGE\_IN\_SGSN\_IP\_ADDRESS

2 CHANGEINQOS\_ANY

3 CHANGEINLOCATION\_ANY

4 CHANGEINRAT

5 CHANGEINTIMEZONE

10 CHANGEINQOS\_TRAFFIC\_CLASS  
 11 CHANGEINQOS\_RELIABILITY\_CLASS  
 12 CHANGEINQOS\_DELAY\_CLASS  
 13 CHANGEINQOS\_PEAK\_THROUGHPUT  
 14 CHANGEINQOS\_PRECEDENCE\_CLASS  
 15 CHANGEINQOS\_MEAN\_THROUGHPUT  
 16 CHANGEINQOS\_MAXIMUM\_BIT\_RATE\_FOR\_UPLINK  
 17 CHANGEINQOS\_MAXIMUM\_BIT\_RATE\_FOR\_DOWNLINK  
 18 CHANGEINQOS\_RESIDUAL\_BER  
 19 CHANGEINQOS\_SDU\_ERROR\_RATIO  
 20 CHANGEINQOS\_TRANSFER\_DELAY  
 21 CHANGEINQOS\_TRAFFIC\_HANDLING\_PRIORITY  
 22 CHANGEINQOS\_GUARANTEED\_BIT\_RATE\_FOR\_UPLINK  
 23 CHANGEINQOS\_GUARANTEED\_BIT\_RATE\_FOR\_DOWNLINK  
 30 CHANGEINLOCATION\_MCC  
 31 CHANGEINLOCATION\_MNC  
 32 CHANGEINLOCATION\_RAC  
 33 CHANGEINLOCATION\_LAC  
 34 CHANGEINLOCATION\_CellId  
 61 CHANGE\_IN\_SERVING\_NODE  
**AVP Flag M**

## 3GPP-Unit-Quota-Threshold

This AVP contains the unit quota threshold value, in service specific units.

**Vendor ID** 10415

**VSA Type** 1226

**AVP Type** UINT32

**AVP Flag M**

## 3GPP-User-Data

This AVP contains the user data required to give service to a user.

**Vendor ID** 10415

**VSA Type** 606

**AVP Type** OCTETSTRING

**AVP Flag** M

## 3GPP-User-Location-Info

This AVP contains information about the user's current geographical location.

**Vendor ID** 10415

**VSA Type** 22

**AVP Type** UTF8STRING

**AVP Flag** M

## 3GPP-Volume-Quota-Threshold

This AVP contains the volume quota threshold value, in octets.

**Vendor ID** 10415

**VSA Type** 869

**AVP Type** UINT32

**AVP Flag** M

## 3GPP-WLAN-APN-Id

This AVP contains the W-APN for which the user will have services available.

**Vendor ID** 10415

**VSA Type** 11003

**AVP Type** OCTETSTRING

**AVP Flag** M

## 3GPP2-Allowed-Persistent-TFTS

Maximum allowed persistent TFTs.

**Vendor ID** 5535

**VSA Type** 6083

**AVP Type** UINT32

**AVP Flag** M

## 3GPP2-BSID

This AVP indicates the BSID of where the UE is currently located (for example, Cell-Id, SID, NID).

**Vendor ID** 5535

**VSA Type** 9010

**AVP Type** OCTETSTRING

**AVP Flag** M

## 3GPP2-Correlation-Id

This AVP contains correlation ID in 3GPP2 networks.

**Vendor ID** 5535

**VSA Type** 6071

**AVP Type** OCTETSTRING

**AVP Flag** M

## 3GPP2-Information

3GPP2-Information

**Vendor ID** 5535

**VSA Type** 6077

**AVP Type** GROUPED

Supported group value(s):

[ SUBSCRIBER\_PRIORITY ]

[ AUTH\_PROFILE\_ID\_FORWARD ]

[ AUTH\_PROFILE\_ID\_REVERSE ]

[ AUTH\_PROFILE\_ID\_BI\_DIRECTION ]

**AVP Flag** M

## 3GPP2-Inter-User-Priority

This AVP indicates the inter-user priority that may be assigned to a user's packet flow on the main service connection/main link flow.

**Vendor ID** 5535

**VSA Type** 139

**AVP Type** UINT32

**AVP Flag** M

## 3GPP2-MEID

This AVP contains the International Mobile Equipment Identity.

**Vendor ID** 10415

**VSA Type** 1471

**AVP Type** OCTETSTRING

**AVP Flag** M

## 3GPP2-Max-Auth-Aggr-BW-BET

This AVP contains the maximum allowed bandwidth for best effort link.

**Vendor ID** 5535

**VSA Type** 130

**AVP Type** UINT32

**AVP Flag** M

## 3GPP2-Max-Inst-Per-Service-Option

This AVP indicates the maximum service option instances.

**Vendor ID** 5535

**VSA Type** 6082

**AVP Type** UINT32

**AVP Flag** M

## 3GPP2-Max-Per-Flow-Priority-User

This AVP contains the per flow priority for the user.

**Vendor ID** 5535

**VSA Type** 6088

**AVP Type** UINT32

**AVP Flag** M

## 3GPP2-Max-Svc-Inst-Link-Flow-Total

This AVP contains the maximum allowed link flows per service instance.

**Vendor ID** 5535

**VSA Type** 6084

**AVP Type** UINT32

**AVP Flag** M

## 3GPP2-RAT-Type

3GPP2-RAT-Type

**Vendor ID** 5535

**VSA Type** 1001

**AVP Type** ENUM

Supported enumerated value(s):

0 3G1X

1 HRPD

2 WLAN

**AVP Flag** M

## 3GPP2-RP-Session-ID

3GPP2-RP-Session-ID

**Vendor ID** 5535

**VSA Type** 6074

**AVP Type** OCTETSTRING

**AVP Flag** M

## 3GPP2-Service-Option

This AVP specifies the authorized packet data service option number.

**Vendor ID** 5535

**VSA Type** 16

**AVP Type** UINT32

**AVP Flag** M

## 3GPP2-Service-Option-Profile

This AVP specifies the authorized packet data service options and the maximum number of simultaneous service connections (for cdma2000 1x) or the total maximum number of simultaneous link flows (for HRPD). For cdma2000 1x, it also specifies the authorized maximum number of simultaneous service connections of the given service option number (n). This AVP may appear in a RADIUS Access-Accept message.

**Vendor ID** 5535

**VSA Type** 74

**AVP Type** GROUPED

Supported group value(s):

[ 3GPP2\_SERVICE\_OPTION ]

[ 3GPP2\_MAX\_INST\_PER\_SERVICE\_OPTION ]

**AVP Flag** M

## 3GPP2-Serving-PCF

This AVP specifies the IP address of the serving PCF, that is, the PCF in the serving RAN.

**Vendor ID** 5535

**VSA Type** 6073

**AVP Type** ADDRESS

**AVP Flag** M

## 3GPP2-User-Zone

This AVP indicates the Tiered Services user zone.

**Vendor ID** 5535

**VSA Type** 6075

**AVP Type** OCTETSTRING

**AVP Flag** M

## A-MSISDN

A-MSISDN

**Vendor ID** 10415

**VSA Type** 1643

**AVP Type** OCTETSTRING

**AVP Flag** N/A

## AAA-Failure-Indication

AAA-Failure-Indication

**Vendor ID** 10415

**VSA Type** 1518

**AVP Type** UINT32

**AVP Flag** N/A

## AAR-Flags

AAR-Flags

**Vendor ID** 10415

**VSA Type** 1539

**AVP Type** UINT32

**AVP Flag** N/A

## Absent-User-Diagnostic-SM

Absent-User-Diagnostic-SM

**Vendor ID** 10415

**VSA Type** 3322

**AVP Type** UINT32

**AVP Flag** M

## ACL-Name

ACL-Name

**Vendor ID** 9

**VSA Type** 131145

**AVP Type** OCTETSTRING

**AVP Flag** M

## ACL-Number

ACL-Number

**Vendor ID** 9

**VSA Type** 131144

**AVP Type** UINT32

**AVP Flag** N/A

## AF-Application-Identifier

This AVP contains information that identifies particular service that the Application Function (AF) service session belongs to.

**Vendor ID** 10415

**VSA Type** 504

**AVP Type** OCTETSTRING

**AVP Flag** M

## AF-Charging-Identifier

This AVP contains the Application Function (AF) charging identifier that may be used in charging correlation.

**Vendor ID** 10415

**VSA Type** 505

**AVP Type** OCTETSTRING



**AVP Flag M**

## AF-Correlation-Information

This grouped AVP contains the AF Charging Identifier (ICID for IMS) and associated flow identifiers generated by the AF and received by GGSN over Rx/Gx.

**Vendor ID** 10415

**VSA Type** 1276

**AVP Type** GROUPED

Supported group value(s):

[ AF\_CHARGING\_IDENTIFIER ]

[ FLOWS ]

**AVP Flag M**

## AF-Signalling-Protocol

AF-Signalling-Protocol

**Vendor ID** 10415

**VSA Type** 529

**AVP Type** ENUM

Supported enumerated value(s):

0 NO\_INFORMATION

1 SIP

**AVP Flag N/A**

## AGW-IP-Address

This AVP contains the IPv4 address of the Access Gateway (AGW) in IPv4 decimal notation format.

**Vendor ID** 5535

**VSA Type** 1003

**AVP Type** OCTETSTRING

**AVP Flag M**

## AGW-IPv6-Address

This AVP contains the IPv6 address of the Access Gateway (AGW) in IPv6 colon notation format.

**Vendor ID** 5535

**VSA Type** 1004

**AVP Type** OCTETSTRING

**AVP Flag** M

## AGW-MCC-MNC

This AVP contains the Mobile Country Code (MCC) and Mobile Network Code (MNC) of the AGW.

**Vendor ID** 5535

**VSA Type** 1002

**AVP Type** OCTETSTRING

**AVP Flag** M

## AIR-Flags

These flags are used by the MME or SGSN to retrieve the UE Usage Type information from the HSS during ATTACH and TAU procedures.

**Vendor ID** 10415

**VSA Type** 1679

**AVP Type** UINT32

**AVP Flag** M

## AMBR

This AVP contains the UE Aggregate Maximum Bit Rate (AMBR) of the user. This will be present only if the non-3GPP access network is trusted. The Rf interface supports AMBR reporting for non-guaranteed bit rate (non-GBR) bearers in the Traffic-Data-Volumes (TDV) Grouped AVP.

**Vendor ID** 10415

**VSA Type** 1435

**AVP Type** GROUPED

Supported group value(s):

[ MAX\_REQUESTED\_BANDWIDTH\_UL ]

[ MAX\_REQUESTED\_BANDWIDTH\_DL ]

[ EXTENDED-MAX-REQUESTED-BW-UL ]

[ EXTENDED-MAX-REQUESTED-BW-DL ]

**AVP Flag** M

## AN-GW-Address

This AVP contains address of the Access Network Gateway.

**Vendor ID** 10415

**VSA Type** 1050  
**AVP Type** ADDRESS  
**AVP Flag** N/A

## AN-GW-Status

This AVP indicates status of the Access Network Gateway. This is used to inform PCRF that S-GW is down.

**Vendor ID** 10415  
**VSA Type** 2811  
**AVP Type** ENUM  
Supported enumerated value(s):  
0 AN\_GW\_FAILED  
**AVP Flag** N/A

## AN-Trusted

This AVP contains the 3GPP AAA Server's decision on handling the non-3GPP access network trusted or non-trusted.

**Vendor ID** 10415  
**VSA Type** 1503  
**AVP Type** ENUM  
Supported enumerated value(s):  
0 TRUSTED  
1 UNTRUSTED  
**AVP Flag** M

## ANID

This AVP contains the Access Network Identifier (ANID) used for key derivation at the HSS.

**Vendor ID** 10415  
**VSA Type** 1504  
**AVP Type** UTF8STRING  
**AVP Flag** M

## APN-Aggregate-Max-Bitrate-DL

This AVP contains the maximum aggregate bit rate in bits per seconds for the downlink direction across all non-GBR bearers related with the same APN.

**Vendor ID** 10415

**VSA Type** 1040

**AVP Type** UINT32

**AVP Flag** M

## APN-Aggregate-Max-Bitrate-UL

This AVP contains the maximum aggregate bit rate in bits per seconds for the uplink direction across all non-GBR bearers related with the same APN.

**Vendor ID** 10415

**VSA Type** 1041

**AVP Type** UINT32

**AVP Flag** M

## APN-Authorized

APN-Authorized

**Vendor ID** 10415

**VSA Type** 6090

**AVP Type** GROUPED

Supported group value(s):

[ CONTEXT\_IDENTIFIER ]

[ CALLED\_STATION\_ID ]

[ APN\_BARRING\_TYPE ]

[ FRAMED\_IP\_ADDRESS ]

[ FRAMED\_IPV6\_PREFIX ]

[ MIP6\_AGENT\_INFO ]

[ PDN\_GW\_ALLOCATION\_TYPE ]

[ VPLMN\_DYNAMIC\_ADDRESS\_ALLOWED ]

[ EPS\_SUBSCRIBED\_QOS\_PROFILE ]

**AVP Flag** M

## APN-Barring-Type

Allows operator to disable all APNs for a subscriber at one time.

**Vendor ID** 10415

**VSA Type** 6091

**AVP Type** ENUM

Supported enumerated value(s):  
0 NON\_3GPP\_APNS\_ENABLE  
1 NON\_3GPP\_APNS\_DISABLE  
**AVP Flag M**

## APN-Configuration

This AVP contains information related to the user's subscribed APN configurations.

**Vendor ID** 10415

**VSA Type** 1430

**AVP Type** GROUPED

Supported group value(s):

[ CONTEXT\_IDENTIFIER ]  
[ PDN\_TYPE ]  
[ SERVICE\_SELECTION ]  
[ EPS\_SUBSCRIBED\_QOS\_PROFILE ]  
[ VPLMN\_DYNAMIC\_ADDRESS\_ALLOWED ]  
[ MIP6\_AGENT\_INFO ]  
[ VISITED\_NETWORK\_IDENTIFIER ]  
[ PDN\_GW\_ALLOCATION\_TYPE ]  
[ 3GPP\_CHARGING\_CHARACTERISTICS ]  
[ AMBR ]  
[ SERVED\_PARTY\_IP\_ADDRESS ]  
[ SPECIFIC\_APN\_INFO ]  
[ APN\_OI\_REPLACEMENT ]  
[ RESTORATION\_PRIORITY ]

**AVP Flag M**

## APN-Configuration-Profile

This AVP contains information related to the user's subscribed APN configurations for EPS.

**Vendor ID** 10415

**VSA Type** 1429

**AVP Type** GROUPED

Supported group value(s):

[ CONTEXT\_IDENTIFIER ]

[ ALL\_APN\_CONFIGURATIONS\_INCLUDED\_INDICATOR ]

[ APN\_CONFIGURATION ]

**AVP Flag** M

## APN-OI-Replacement

This AVP contains the domain name to replace the APN OI when constructing the PDN GW FQDN upon which to perform a DNS resolution.

**Vendor ID** 10415

**VSA Type** 1427

**AVP Type** UTF8STRING

**AVP Flag** M

## ARP

This AVP contains Allocation and Retention Priority (ARP) for the corresponding APN configuration.

**Vendor ID** 10415

**VSA Type** 6039

**AVP Type** UINT32

**AVP Flag** M

## AUTN

This AVP contains the Authentication Token AUTN (EAP Authentication Vector).

**Vendor ID** 10415

**VSA Type** 1449

**AVP Type** OCTETSTRING

**AVP Flag** M

## Abort-Cause

This AVP contains the cause of a session abort request, or of an RAR indicating a PDP context release.

**Vendor ID** 10415

**VSA Type** 500

**AVP Type** ENUM

Supported enumerated value(s):

0 BEARER\_RELEASED

1 INSUFFICIENT\_SERVER\_RESOURCES

2 INSUFFICIENT\_BEARER\_RESOURCES  
4 SPONSORED\_DATA\_CONNECTIVITY\_DISALLOWED  
AVP Flag M

## Acceptable-Service-Info

This AVP contains the maximum bandwidth for an AF session and/or for specific media components that will be authorized by the PCRF.

**Vendor ID** 10415

**VSA Type** 526

**AVP Type** GROUPED

Supported group value(s):

[ MEDIA\_COMPONENT\_DESCRIPTION ]

[ MAX\_REQUESTED\_BANDWIDTH\_DL ]

[ MAX\_REQUESTED\_BANDWIDTH\_UL ]

**AVP Flag** M

## Access-Network-Charging-Address

This AVP contains the IP address of the network entity within the access network performing charging (for example, the GGSN IP address).

**Vendor ID** 10415

**VSA Type** 501

**AVP Type** ADDRESS

**AVP Flag** M

## Access-Network-Charging-Identifier

This AVP contains a charging identifier (for example, GCID) within the "Access-Network-Charging-Identifier-Value" AVP along with information about the flows transported within the corresponding bearer within the Flows AVP.

**Vendor ID** 10415

**VSA Type** 502

**AVP Type** GROUPED

Supported group value(s):

[ ACCESS\_NETWORK\_CHARGING\_IDENTIFIER\_VALUE ]

[ FLOWS ]

**AVP Flag** M

## Access-Network-Charging-Identifier-Gx

The PCRF may use this information for charging correlation towards the AF.

**Vendor ID** 10415

**VSA Type** 1022

**AVP Type** GROUPED

Supported group value(s):

[ ACCESS\_NETWORK\_CHARGING\_IDENTIFIER\_VALUE ]

[ CHARGING\_RULE\_BASE\_NAME ]

[ CHARGING\_RULE\_NAME ]

**AVP Flag** M

## Access-Network-Charging-Identifier-Ty

This AVP contains a charging identifier generated by the AGW within the "Access-Network-Charging-Identifier-Value" AVP and the related PCC rule name(s) within the "Charging-Rule-Name" AVP(s). The PCRF may use this information for charging correlation towards the AF.

**Vendor ID** 10415

**VSA Type** 1022

**AVP Type** GROUPED

Supported group value(s):

[ ACCESS\_NETWORK\_CHARGING\_IDENTIFIER\_VALUE ]

[ CHARGING\_RULE\_BASE\_NAME ]

[ CHARGING\_RULE\_NAME ]

**AVP Flag** M

## Access-Network-Charging-Identifier-Value

This AVP contains a charging identifier. For example, GCID.

**Vendor ID** 10415

**VSA Type** 503

**AVP Type** OCTETSTRING

**AVP Flag** M

## Access-Network-Charging-Physical-Access-Id

This AVP contains the identifier for the physical device the user is connected for charging.

**Vendor ID** 8164



**VSA Type** 1472

**AVP Type** GROUPED

Supported group value(s):

[ ACCESS\_NETWORK\_CHARGING\_PHYSICAL\_ACCESS\_ID\_VALUE ]

[ ACCESS\_NETWORK\_CHARGING\_PHYSICAL\_ACCESS\_ID\_REALM ]

**AVP Flag** M

## Access-Network-Charging-Physical-Access-Id-Realm

This AVP contains the domain of the physical device the user is connected for charging.

**Vendor ID** 8164

**VSA Type** 1474

**AVP Type** OCTETSTRING

**AVP Flag** M

## Access-Network-Charging-Physical-Access-Id-Value

This AVP contains the identifier of the physical device the user is connected for charging.

**Vendor ID** 8164

**VSA Type** 1473

**AVP Type** OCTETSTRING

**AVP Flag** M

## Access-Network-Info

Access-Network-Info

**Vendor ID** 10415

**VSA Type** 1526

**AVP Type** GROUPED

Supported group value(s):

[ SSID ]

[ BSSID ]

[ LOCATION\_INFORMATION\_RADIUS ]

[ LOCATION\_DATA ]

[ OPERATOR\_NAME ]

[ LOGICAL\_ACCESS\_ID ]

**AVP Flag** N/A

## Access-Network-Information

This AVP contains access network information, such as the information included in the SIP "P-header P-Access-Network-Information".

**Vendor ID** 0

**VSA Type** 1263

**AVP Type** OCTETSTRING

**AVP Flag** M

## Access-Network-Physical-Access-Id

This AVP contains an identifier that represents the topological segment hosting the AT within the serving IP-CAN.

**Vendor ID** 5535

**VSA Type** 1472

**AVP Type** GROUPED

Supported group value(s):

[ ACCESS\_NETWORK\_PHYSICAL\_ACCESS\_ID\_VALUE ]

[ ACCESS\_NETWORK\_PHYSICAL\_ACCESS\_ID\_REALM ]

**AVP Flag** M

## Access-Network-Physical-Access-Id-Realm

Access-Network-Physical-Access-Id-Realm

**Vendor ID** 5535

**VSA Type** 1474

**AVP Type** OCTETSTRING

**AVP Flag** M

## Access-Network-Physical-Access-Id-Value

Access-Network-Physical-Access-Id-Value

**Vendor ID** 5535

**VSA Type** 1473

**AVP Type** OCTETSTRING

**AVP Flag** M

## Access-Network-Type

This AVP contains the type of access network over which IP connectivity is provided to the user equipment.

**Vendor ID** 0

**VSA Type** 306

**AVP Type** GROUPED

Supported group value(s): none

**AVP Flag** M

## Access-Restriction-Data

This AVP contains a bit mask indicating the services of a subscriber, that are barred by the operator.

**Vendor ID** 10415

**VSA Type** 1426

**AVP Type** UINT32

**AVP Flag** M

## Account-Expiration

Account-Expiration

**Vendor ID** 10415

**VSA Type** 2309

**AVP Type** TIME

**AVP Flag** M

## Accounting

Accounting

**Vendor ID** 9

**VSA Type** 131126

**AVP Type** GROUPED

Supported group value(s):

[ ACCOUNTING\_CUSTOMER\_STRING ]

**AVP Flag** M

## Accounting-Customer-String

Accounting-Customer-String

**Vendor ID** 9

**VSA Type** 131127

**AVP Type** OCTETSTRING

**AVP Flag** M

## Accounting-EAP-Auth-Method

This AVP indicates the EAP method(s) used to authenticate the user.

**Vendor ID** 0

**VSA Type** 465

**AVP Type** UINT64

**AVP Flag** N/A

## Accounting-Input-Octets

This AVP contains the number of octets in IP packets received from the user.

**Vendor ID** 0

**VSA Type** 363

**AVP Type** UINT64

**AVP Flag** M

## Accounting-Input-Packets

This AVP contains the number of IP packets received from the user.

**Vendor ID** 0

**VSA Type** 365

**AVP Type** UINT64

**AVP Flag** M

## Accounting-Output-Octets

This AVP contains the number of octets in IP packets sent to the user.

**Vendor ID** 0

**VSA Type** 364

**AVP Type** UINT64

**AVP Flag** M

## Accounting-Output-Packets

This AVP contains the number of IP packets sent to the user.

**Vendor ID** 0

**VSA Type** 366

**AVP Type** UINT64

**AVP Flag** M

## Accounting-PCC-R3-P-Capability

This AVP indicates the accounting capabilities in a CCR that are supported by the sender. CCA will not include this AVP.

**Vendor ID** 24757

**VSA Type** 403

**AVP Type** ENUM

Supported enumerated value(s):

0 Online

1 Offline

2 Online\_and\_Offline

**AVP Flag** M

## Accounting-Record-Number

This AVP contains this record within one session.

**Vendor ID** 0

**VSA Type** 485

**AVP Type** UINT32

**AVP Flag** M

## Accounting-Record-Type

This AVP contains the type of accounting record being sent.

**Vendor ID** 0

**VSA Type** 480

**AVP Type** ENUM

Supported enumerated value(s):

1 EVENT\_RECORD

2 START\_RECORD

3 INTERIM\_RECORD

4 STOP\_RECORD

AVP Flag M

## Accounting-Sub-Session-Id

This AVP contains the accounting sub-session identifier.

**Vendor ID** 0

**VSA Type** 287

**AVP Type** UINT64

AVP Flag M

## Acct-Application-Id

Advertise support of the Accounting portion of an application.

**Vendor ID** 0

**VSA Type** 259

**AVP Type** UINT32

AVP Flag M

## Acct-Interim-Interval

This AVP is sent from the Diameter Home Authorization Server to the Diameter client.

**Vendor ID** 0

**VSA Type** 85

**AVP Type** UINT32

AVP Flag M

## Acct-Multi-Session-Id

Link multiple related accounting sessions.

**Vendor ID** 0

**VSA Type** 50

**AVP Type** UTF8STRING

AVP Flag M

## Acct-Realtime-Required

This AVP is used to decide the action to be performed when sending of accounting records to the accounting server has been temporarily prevented due to network problem.

**Vendor ID** 0

**VSA Type** 483

**AVP Type** ENUM

Supported enumerated value(s):

1 DELIVER\_AND\_GRANT

2 GRANT\_AND\_STORE

3 GRANT\_AND\_LOSE

**AVP Flag** M

## Acct-Session-Id

This AVP is only used when RADIUS/Diameter translation occurs. This AVP contains the contents of the RADIUS "Acct-Session-Id" attribute.

**Vendor ID** 0

**VSA Type** 44

**AVP Type** OCTETSTRING

**AVP Flag** M

## Acct-Session-Time

This AVP indicates the length of the current session, in seconds. This AVP MUST be included in all Accounting-Request messages and MAY be present in the corresponding Accounting-Answer messages as well.

**Vendor ID** 10415

**VSA Type** 46

**AVP Type** UINT32

**AVP Flag** M

## Accuracy

Accuracy

**Vendor ID** 10415

**VSA Type** 3137

**AVP Type** UINT32

**AVP Flag** M

## Accuracy-Fulfilment-Indicator

Accuracy-Fulfilment-Indicator

**Vendor ID** 10415

**VSA Type** 2513

**AVP Type** ENUM

Supported enumerated value(s):

0 REQUESTED\_ACCURACY\_FULFILLED

1 REQUESTED\_ACCURACY\_NOT\_FULFILLED

**AVP Flag** M

## Active-APN

This AVP indicates the active APN.

**Vendor ID** 10415

**VSA Type** 1612

**AVP Type** GROUPED

Supported group value(s):

[ CONTEXT\_IDENTIFIER ]

[ SERVICE\_SELECTION ]

[ MIP6\_AGENT\_INFO ]

[ VISITED\_NETWORK\_IDENTIFIER ]

[ SPECIFIC\_APN\_INFO ]

**AVP Flag** M

## Additional-Context-Identifier

Additional-Context-Identifier

**Vendor ID** 10415

**VSA Type** 1683

**AVP Type** UINT32

**AVP Flag** N/A

## Additional-MBMS-Trace-Info

This AVP contains additional information such as Trace-Reference, Triggering Events in BMSC, List of Interfaces in BMSC, Trace Activity Control, etc.

**Vendor ID** 10415

**VSA Type** 910

**AVP Type** OCTETSTRING

**AVP Flag** M



## Address-Realm

This AVP contains the realm that the user belongs to.

**Vendor ID** 0

**VSA Type** 1005

**AVP Type** OCTETSTRING

**AVP Flag** M

## Advice-Of-Charge

Advice-Of-Charge

**Vendor ID** 9

**VSA Type** 131097

**AVP Type** GROUPED

Supported group value(s):

[ APPEND\_URL ]

[ CONFIRM\_TOKEN ]

**AVP Flag** M

## Age-Of-Location-Estimate

This AVP indicates how long ago the location estimate was obtained, in minutes.

**Vendor ID** 10415

**VSA Type** 2514

**AVP Type** UINT32

**AVP Flag** M

## Age-Of-Location-Information

Age-Of-Location-Information

**Vendor ID** 10415

**VSA Type** 1611

**AVP Type** UINT32

**AVP Flag** N/A

## Aggr-Prefix-Len

Aggr-Prefix-Len

**Vendor ID** 9

**VSA Type** 131262

**AVP Type** UINT32

**AVP Flag** N/A

## Alert-Reason

This AVP indicates that the mobile subscriber is present or the MS has available memory.

**Vendor ID** 10415

**VSA Type** 1434

**AVP Type** ENUM

Supported enumerated value(s):

0 UE\_PRESENT

1 UE\_MEMORY\_AVAILABLE

**AVP Flag** M

## All-APN-Configurations-Included-Indicator

This AVP indicates addition/modification/deletion of APN configuration for MME/SGSN service.

**Vendor ID** 10415

**VSA Type** 1428

**AVP Type** ENUM

Supported enumerated value(s):

0 ALL\_APN\_CONFIGURATIONS\_INCLUDED

1 MODIFIED\_ADDED\_APN\_CONFIGURATIONS\_INCLUDED

**AVP Flag** M

## Allocation-Retention-Priority

Allocation-Retention-Priority

**Vendor ID** 10415

**VSA Type** 1034

**AVP Type** GROUPED

Supported group value(s):

[ PRIORITY\_LEVEL ]

[ PRE\_EMPTION\_CAPABILITY ]

[ PRE\_EMPTION\_VULNERABILITY ]

**AVP Flag** M

## Alternative-APN

This AVP contains the value of a new APN. BM-SC only includes it if the UE must use a different APN for the MBMS PDP Context from the one used in the Join message.

**Vendor ID** 10415

**VSA Type** 905

**AVP Type** UTF8STRING

**AVP Flag** M

## Anchor-Data-Path-Address

This AVP contains the IP address of the serving SFA and is included in the CCR message.

**Vendor ID** 24757

**VSA Type** 401

**AVP Type** OCTETSTRING

**AVP Flag** M

## Append-URL

Append-URL

**Vendor ID** 9

**VSA Type** 131098

**AVP Type** ENUM

Supported enumerated value(s):

0 DISABLE\_APPEND\_URL

1 ENABLE\_APPEND\_URL

**AVP Flag** M

## Application-Detection-Information

This AVP is used to report once the start/stop of the application traffic, defined by TDF-Application-Identifier, has been detected, in case PCRF has subscribed for APPLICATION\_START/APPLICATION\_STOP Event-Triggers, unless a request to mute such a notification (Mute-Notification AVP) is part of the corresponding Charging-Rule-Definition AVP to the PCEF.

**Vendor ID** 10415

**VSA Type** 1098

**AVP Type** GROUPED

Supported group value(s):

[ TDF\_APPLICATION\_IDENTIFIER ]

[ TDF\_APPLICATION\_INSTANCE\_IDENTIFIER ]  
 [ FLOW\_INFORMATION ]  
**AVP Flag** N/A

## Application-Provided-Called-Party-Address

This AVP holds the called party number (SIP URL, E.164), if it is determined by an application server.

**Vendor ID** 10415  
**VSA Type** 837  
**AVP Type** UTF8STRING  
**AVP Flag** M

## Application-Server

This AVP contains the SIP URL(s) of the AS(s) addressed during the session.

**Vendor ID** 10415  
**VSA Type** 836  
**AVP Type** UTF8STRING  
**AVP Flag** M

## Application-Server-Information

This AVP contains the list of application servers visited on the ISC interface.

**Vendor ID** 10415  
**VSA Type** 850  
**AVP Type** GROUPED  
 Supported group value(s):  
 [ APPLICATION\_SERVER ]  
 [ APPLICATION\_PROVIDED\_CALLED\_PARTY\_ADDRESS ]  
**AVP Flag** M

## Application-Service-Provider-Identity

Application-Service-Provider-Identity  
**Vendor ID** 0  
**VSA Type** 532  
**AVP Type** UTF8STRING  
**AVP Flag** N/A

## Associated-Identities

This AVP contains the private user identities associated to an IMS subscription.

**Vendor ID** 10415

**VSA Type** 632

**AVP Type** GROUPED

Supported group value(s):

[ USER\_NAME ]

**AVP Flag** M

## Associated-Registered-Identities

This AVP contains the Private User Identities registered with the Public User Identity received in the request command.

**Vendor ID** 10415

**VSA Type** 647

**AVP Type** GROUPED

Supported group value(s):

[ USER\_NAME ]

**AVP Flag** N/A

## Associated-URI

This AVP contains a non-barred public user identity (SIP URI or TEL URI) associated to the the public user identity under registration.

**Vendor ID** 10415

**VSA Type** 856

**AVP Type** UTF8STRING

**AVP Flag** M

## Attribute-String

Attribute-String

**Vendor ID** 9

**VSA Type** 131092

**AVP Type** UTF8STRING

**AVP Flag** M

## Auth-Application-Id

This AVP contains the Diameter supported authorization application ID.

**Vendor ID** 0

**VSA Type** 258

**AVP Type** UINT32

**AVP Flag** M

## Auth-Grace-Period

This AVP contains the number of seconds the Diameter server will wait following the expiration of the Authorization-Lifetime AVP before cleaning up resources for the session.

**Vendor ID** 0

**VSA Type** 276

**AVP Type** UINT32

**AVP Flag** M

## Auth-Profile-Id-Bi-Direction

3GPP2 Auth-Profile-Id-Bi-Direction

**Vendor ID** 5535

**VSA Type** 6081

**AVP Type** UINT32

**AVP Flag** M

## Auth-Profile-Id-Forward

3GPP2 Auth-Profile-Id-Forward

**Vendor ID** 5535

**VSA Type** 6079

**AVP Type** UINT32

**AVP Flag** M

## Auth-Profile-Id-Reverse

3GPP2 Auth-Profile-Id-Reverse

**Vendor ID** 5535

**VSA Type** 6080

**AVP Type** UINT32

**AVP Flag** M

## Auth-Request-Type

This AVP contains the authorization request type to inform the peers whether a user is to be authenticated only, authorized only, or both.

**Vendor ID** 0

**VSA Type** 274

**AVP Type** ENUM

Supported enumerated value(s):

1 AUTHENTICATE\_ONLY

2 AUTHORIZE\_ONLY

3 AUTHORIZE\_AUTHENTICATE

**AVP Flag** M

## Auth-Session-State

This AVP indicates whether state is maintained for a particular session.

**Vendor ID** 0

**VSA Type** 277

**AVP Type** ENUM

Supported enumerated value(s):

0 STATE\_MAINTAINED

1 NO\_STATE\_MAINTAINED

**AVP Flag** M

## Authentication-Info

This AVP contains the Authentication Vectors.

**Vendor ID** 10415

**VSA Type** 6016

**AVP Type** GROUPED

Supported group value(s):

[ EPS\_VECTOR ]

[ UMTS\_VECTOR ]

[ GERAN\_VECTOR ]

**AVP Flag** M

## Authorised-QoS

This AVP contains the authorized QoS.

**Vendor ID** 0

**VSA Type** 849

**AVP Type** UTF8STRING

**AVP Flag** M

## Authorization-Lifetime

This AVP contains the maximum number of seconds of service to be provided to the user before the user is to be re-authenticated and/or re-authorized.

**Vendor ID** 0

**VSA Type** 291

**AVP Type** UINT32

**AVP Flag** M

## Authorization-Token

This AVP contains the authorization token defined in RFC 3520.

**Vendor ID** 10415

**VSA Type** 506

**AVP Type** OCTETSTRING

**AVP Flag** M

## Authorized-QoS

This AVP carries the authorized QoS from the E-PDF to the IPC/GGSN.

**Vendor ID** 10415

**VSA Type** 1016

**AVP Type** GROUPED

Supported group value(s):

[ QOS\_CLASS ]

[ MAX\_REQUESTED\_BANDWIDTH\_UL ]

[ MAX\_REQUESTED\_BANDWIDTH\_DL ]

**AVP Flag** M



## BCID

This AVP contains the PacketCable 1.5 Billing Correlation ID as generated for a SIP session. This value is copied from the BCID field in the P-DCS-LAES header.

**Vendor ID** 4491

**VSA Type** 200

**AVP Type** UTF8STRING

**AVP Flag** M

## BSID

BSID

**Vendor ID** 0

**VSA Type** 10003

**AVP Type** OCTETSTRING

**AVP Flag** M

## BSSGP-Cause

BSSGP-Cause

**Vendor ID** 10415

**VSA Type** 4309

**AVP Type** UINT32

**AVP Flag** M

## BSSID

BSSID

**Vendor ID** 10415

**VSA Type** 2716

**AVP Type** UTF8STRING

**AVP Flag** M

## Bearer-Control-Mode

This AVP indicates the preferred Bearer Control Mode.

**Vendor ID** 10415

**VSA Type** 1023

**AVP Type** ENUM

Supported enumerated value(s):

0 UE\_ONLY  
1 RESERVED  
2 UE\_NW  
**AVP Flag M**

## Bearer-Identifier

This AVP indicates the bearer to which the information belongs.

**Vendor ID** 10415  
**VSA Type** 1020  
**AVP Type** OCTETSTRING  
**AVP Flag M**

## Bearer-Operation

This AVP indicates the bearer event that causes the request for PCC rules.

**Vendor ID** 10415  
**VSA Type** 1021  
**AVP Type** ENUM  
Supported enumerated value(s):  
0 TERMINATION  
1 ESTABLISHMENT  
2 MODIFICATION  
**AVP Flag M**

## Bearer-Service

This AVP holds the used bearer service for the application, for example, PSTN leg in the case of voice.

**Vendor ID** 10415  
**VSA Type** 854  
**AVP Type** OCTETSTRING  
**AVP Flag M**

## Bearer-Usage

This AVP indicates how the bearer is being used, for example, whether it is used as a dedicated IMS signaling context or not.

**Vendor ID** 10415

**VSA Type** 1000

**AVP Type** ENUM

Supported enumerated value(s):

0 GENERAL

1 IMS\_SIGNALLING

2 DEDICATED

**AVP Flag** M

## Billing-Plan-Definition

Billing-Plan-Definition

**Vendor ID** 9

**VSA Type** 131079

**AVP Type** GROUPED

Supported group value(s):

[ BILLING\_PLAN\_NAME ]

[ ONLINE ]

[ OFFLINE ]

[ VIRTUAL\_ONLINE ]

[ USER\_IDLE\_TIMER ]

[ USER\_IDLE\_POD ]

[ USER\_DEFAULT ]

[ CISCO\_QOS\_PROFILE\_UPLINK ]

[ CISCO\_QOS\_PROFILE\_DOWNLINK ]

[ SERVICE\_INFO ]

**AVP Flag** M

## Billing-Plan-Install

Billing-Plan-Install

**Vendor ID** 9

**VSA Type** 131187

**AVP Type** GROUPED

Supported group value(s):

[ BILLING\_PLAN\_DEFINITION ]

AVP Flag M

## Billing-Plan-Name

Billing-Plan-Name

Vendor ID 9

VSA Type 131140

AVP Type OCTETSTRING

AVP Flag M

## Billing-Plan-Remove

Billing-Plan-Remove

Vendor ID 9

VSA Type 131188

AVP Type GROUPED

Supported group value(s):

[ BILLING\_PLAN\_NAME ]

AVP Flag M

## Billing-Policy-Definition

Billing-Policy-Definition

Vendor ID 9

VSA Type 131074

AVP Type GROUPED

Supported group value(s):

[ BILLING\_POLICY\_NAME ]

[ POLICY\_MAP\_NAME ]

[ CLASS\_MAP\_NAME ]

[ HEADER\_GROUP\_NAME ]

[ ACCOUNTING ]

AVP Flag M

## Billing-Policy-Install

Billing-Policy-Install

Vendor ID 9

**VSA Type** 131181  
**AVP Type** GROUPED  
Supported group value(s):  
[ BILLING\_POLICY\_DEFINITION ]  
**AVP Flag** M

## Billing-Policy-Name

Billing-Policy-Name  
**Vendor ID** 9  
**VSA Type** 131088  
**AVP Type** OCTETSTRING  
**AVP Flag** M

## Billing-Policy-Remove

Billing-Policy-Remove  
**Vendor ID** 9  
**VSA Type** 131182  
**AVP Type** GROUPED  
Supported group value(s):  
[ BILLING\_POLICY\_NAME ]  
**AVP Flag** M

## Binding-Information

This AVP contains binding information required for NA(P)T, hosted NA(P)T, and NA(P)T-PT control.  
**Vendor ID** 13019  
**VSA Type** 450  
**AVP Type** GROUPED  
Supported group value(s):  
[ BINDING\_INPUT\_LIST ]  
[ BINDING\_OUTPUT\_LIST ]  
**AVP Flag** N/A

## Binding-Input-List

This AVP contains a list of transport addresses for which a binding is requested.

**Vendor ID** 13019

**VSA Type** 451

**AVP Type** GROUPED

Supported group value(s):

[ V6\_TRANSPORT\_ADDRESS ]

[ V4\_TRANSPORT\_ADDRESS ]

**AVP Flag** N/A

## Binding-Output-List

This AVP contains a list of transport addresses which is the result of the binding operation performed by the transport plane functions.

**Vendor ID** 13019

**VSA Type** 452

**AVP Type** GROUPED

Supported group value(s):

[ V6\_TRANSPORT\_ADDRESS ]

[ V4\_TRANSPORT\_ADDRESS ]

**AVP Flag** N/A

## CC-Correlation-Id

Correlates credit control requests generated for different components of the service.

**Vendor ID** 0

**VSA Type** 411

**AVP Type** OCTETSTRING

**AVP Flag** M

## CC-Input-Octets

This AVP contains the number of requested, granted, or used octets that can be/have been received from the end user.

**Vendor ID** 0

**VSA Type** 412

**AVP Type** UIN64

**AVP Flag** M

## CC-Money

This AVP indicates the monetary amount in the given currency.

**Vendor ID** 0

**VSA Type** 413

**AVP Type** GROUPED

Supported group value(s):

[ UNIT\_VALUE ]

[ CURRENCY\_CODE ]

**AVP Flag** M

## CC-Output-Octets

This AVP contains the number of requested, granted, or used octets that can be/have been sent to the end user.

**Vendor ID** 0

**VSA Type** 414

**AVP Type** UINT64

**AVP Flag** M

## CC-Request-Number

This AVP contains the number of Credit Control request for mapping requests and answers.

**Vendor ID** 0

**VSA Type** 415

**AVP Type** UINT32

**AVP Flag** M

## CC-Request-Type

This AVP contains the type of credit-control Request/Answer message.

**Vendor ID** 0

**VSA Type** 416

**AVP Type** ENUM

Supported enumerated value(s):

1 INITIAL\_REQUEST

2 UPDATE\_REQUEST

3 TERMINATION\_REQUEST

4 EVENT\_REQUEST

**AVP Flag** M

## CC-Service-Specific-Units

This AVP contains the number of service-specific units (for example, number of events, points) given in a selected service.

**Vendor ID** 0

**VSA Type** 417

**AVP Type** UINT64

**AVP Flag** M

## CC-Session-Failover

This AVP contains information as to whether moving the credit-control message stream to a backup server during an ongoing credit-control session is supported.

**Vendor ID** 0

**VSA Type** 418

**AVP Type** ENUM

Supported enumerated value(s):

0 FAILOVER\_NOT\_SUPPORTED

1 FAILOVER\_SUPPORTED

**AVP Flag** M

## CC-Sub-Session-Id

This AVP contains the credit-control sub-session identifier.

**Vendor ID** 0

**VSA Type** 419

**AVP Type** UINT64

**AVP Flag** M

## CC-Time

This AVP contains the length of the requested, granted, or used time, in seconds.

**Vendor ID** 0

**VSA Type** 420

**AVP Type** UINT32

**AVP Flag** M



## CC-Total-Octets

This AVP contains the total number of requested, granted, or used octets regardless of the direction.

**Vendor ID** 0

**VSA Type** 421

**AVP Type** UINT64

**AVP Flag** M

## CC-Unit-Type

This AVP contains the type of units.

**Vendor ID** 0

**VSA Type** 454

**AVP Type** ENUM

Supported enumerated value(s): none

**AVP Flag** M

## CDR-Generation-Delay

CDR-Generation-Delay

**Vendor ID** 9

**VSA Type** 131131

**AVP Type** UINT32

**AVP Flag** N/A

## CDR-Time-Threshold

CDR-Time-Threshold

**Vendor ID** 9

**VSA Type** 131096

**AVP Type** UINT32

**AVP Flag** N/A

## CDR-Volume-Threshold

CDR-Volume-Threshold

**Vendor ID** 9

**VSA Type** 131095

**AVP Type** UINT32

**AVP Flag** N/A

## CG-Address

This AVP contains IP address of the Charging Gateway.

**Vendor ID** 10415

**VSA Type** 846

**AVP Type** ADDRESS

**AVP Flag** M

## CHAP-Auth

CHAP-Authentication

**Vendor ID** 10415

**VSA Type** 402

**AVP Type** GROUPED

Supported group value(s):

[ CHAP\_IDENT ]

[ CHAP\_RESPONSE ]

**AVP Flag** M

## CHAP-Challenge

CHAP-Challenge

**Vendor ID** 10415

**VSA Type** 60

**AVP Type** OCTETSTRING

**AVP Flag** M

## CHAP-Ident

CHAP-Identifier

**Vendor ID** 10415

**VSA Type** 404

**AVP Type** OCTETSTRING

**AVP Flag** M

## CHAP-Response

CHAP-Response  
**Vendor ID** 10415  
**VSA Type** 405  
**AVP Type** OCTETSTRING  
**AVP Flag** M

## CIPA

CIPA  
**Vendor ID** 7898  
**VSA Type** 2005  
**AVP Type** OCTETSTRING  
**AVP Flag** N/A

## CLR-Flags

CLR-Flags  
**Vendor ID** 10415  
**VSA Type** 1638  
**AVP Type** UINT32  
**AVP Flag** N/A

## CMR-Flags

CMR-Flags  
**Vendor ID** 10415  
**VSA Type** 4317  
**AVP Type** UINT32  
**AVP Flag** M

## CN-IP-Multicast-Distribution

CN-IP-Multicast-Distribution  
**Vendor ID** 10415  
**VSA Type** 921  
**AVP Type** ENUM  
Supported enumerated value(s): none

**AVP Flag** M

## CSG-Access-Mode

This AVP contains the mode in which the CSG cell user is accessing to, operates.

**Vendor ID** 10415

**VSA Type** 2317

**AVP Type** ENUM

Supported enumerated value(s):

0 CLOSED\_MODE

1 HYBRID\_MODE

**AVP Flag** M

## CSG-Id

This AVP contains Closed Subscriber Group Identity used to identify Closed Subscriber Group within a PLMN.

**Vendor ID** 10415

**VSA Type** 1437

**AVP Type** UINT32

**AVP Flag** M

## CSG-Membership-Indication

This AVP indicates the UE is a member of the accessing CSG cell, if the access mode is Hybrid, as described in TS 29.060, and in TS 29.274. If this indication is not present, this means the UE is a not member of the CSG cell for hybrid access mode.

**Vendor ID** 10415

**VSA Type** 2318

**AVP Type** ENUM

Supported enumerated value(s):

0 NOT\_CSG\_MEMBER

1 CSG\_MEMBER

**AVP Flag** M

## CSG-Subscription-Data

This AVP contains the CSG-Id and optionally an associated expiration date.

**Vendor ID** 10415

**VSA Type** 1436  
**AVP Type** GROUPED  
Supported group value(s):  
[ CSG\_ID ]  
[ EXPIRATION\_DATE ]  
**AVP Flag** M

## Call-Barring-Info-List

This AVP contains the service codes for the short message related call barring services for a subscriber.

**Vendor ID** 10415  
**VSA Type** 1488  
**AVP Type** GROUPED  
Supported group value(s):  
[ SS\_CODE ]  
**AVP Flag** M

## Call-ID-SIP-Header

This AVP contains the information in the Call-ID header.

**Vendor ID** 10415  
**VSA Type** 643  
**AVP Type** OCTETSTRING  
**AVP Flag** N/A

## Callback-Id

This AVP contains the name of a place to be called, to be interpreted by the NAS.

**Vendor ID** 0  
**VSA Type** 20  
**AVP Type** UTF8STRING  
**AVP Flag** M

## Callback-Number

This AVP contains a dialing string to be used for callback.

**Vendor ID** 0  
**VSA Type** 19

**AVP Type** UTF8STRING

**AVP Flag** M

## Called-Asserted-Identity

This AVP contains the address (Public User ID: SIP URI, E.164, etc.) of the finally asserted called party.

**Vendor ID** 10415

**VSA Type** 1250

**AVP Type** UTF8STRING

**AVP Flag** M

## Called-Party-Address

This AVP contains the address of the party to whom a session is established.

**Vendor ID** 10415

**VSA Type** 832

**AVP Type** UTF8STRING

**AVP Flag** M

## Called-Station-Id

This AVP contains the Layer 2 addresses the user contacted in the request.

**Vendor ID** 0

**VSA Type** 30

**AVP Type** OCTETSTRING

**AVP Flag** M

## Calling-Party-Address

This AVP contains the address of the party initiating a session.

**Vendor ID** 10415

**VSA Type** 831

**AVP Type** UTF8STRING

**AVP Flag** M

## Calling-Station-Id

This AVP enables the NAS to send the ASCII string describing the Layer 2 address from which the user connected in the request.

**Vendor ID** 0  
**VSA Type** 31  
**AVP Type** UTF8STRING  
**AVP Flag** M

## Cancellation-Type

This AVP indicates the type of cancellation.

**Vendor ID** 10415  
**VSA Type** 1420  
**AVP Type** ENUM  
Supported enumerated value(s):  
0 MME\_UPDATE\_PROCEDURE  
1 SGSN\_UPDATE\_PROCEDURE  
2 SUBSCRIPTION\_WITHDRAWAL  
3 UPDATE\_PROCEDURE\_IWF  
**AVP Flag** M

## Carrier-Select-Routing-Information

This AVP contains information on carrier selection performed by S-CSCF/AS.

**Vendor ID** 10415  
**VSA Type** 2023  
**AVP Type** UTF8STRING  
**AVP Flag** M

## Cause

Cause  
**Vendor ID** 10415  
**VSA Type** 860  
**AVP Type** GROUPED  
Supported group value(s):  
[ CAUSE\_CODE ]  
[ NODE\_FUNCTIONALITY ]  
**AVP Flag** M

## Cause-Code

This AVP contains the cause code value from IMS node. It is used in Accounting-Request[stop] and/or Accounting-Request[event] messages.

**Vendor ID** 0

**VSA Type** 861

**AVP Type** INT32

**AVP Flag** M

## Cause-Type

Cause-Type

**Vendor ID** 10415

**VSA Type** 4301

**AVP Type** UINT32

**AVP Flag** M

## Cell-Global-Identity

This AVP contains the Cell Global Identification of the user.

**Vendor ID** 10415

**VSA Type** 1604

**AVP Type** OCTETSTRING

**AVP Flag** M

## Change-Condition

This AVP indicates the change in charging condition.

**Vendor ID** 10415

**VSA Type** 2037

**AVP Type** ENUM

Supported enumerated value(s):

0 NORMAL\_RELEASE

1 ABNORMAL\_RELEASE

2 QOS\_CHANGE

3 VOLUME\_LIMIT

4 TIME\_LIMIT

5 SERVING\_NODE\_CHANGE



6 SERVING\_NODE\_PLMN\_CHANGE  
7 USER\_LOCATION\_CHANGE  
8 RAT\_CHANGE  
9 UE\_TIME\_ZONE\_CHANGE  
10 TARIFF\_TIME\_CHANGE  
11 SERVICE\_IDLE\_OUT  
12 SERVICE\_SPECIFIC\_UNIT\_LIMIT  
13 MAX\_NUMBER\_OF\_CHARGING\_CONDITIONS  
14 MANAGEMENT\_INTERVENTION  
**AVP Flag** M

## Change-Time

This AVP contains the time in UTC format when the volume counts associated to the service data container is closed and reported due to Charging condition change.

**Vendor ID** 10415

**VSA Type** 2038

**AVP Type** TIME

**AVP Flag** M

## Charged-Party

Charged-Party

**Vendor ID** 10415

**VSA Type** 857

**AVP Type** UTF8STRING

**AVP Flag** M

## Charging-Action-Definition

Charging-Action-Definition

**Vendor ID** 9

**VSA Type** 132014

**AVP Type** GROUPED

Supported group value(s):

[ CHARGING\_ACTION\_NAME ]

[ QOS\_INFORMATION ]

[ FLOW\_STATUS ]  
[ REDIRECT\_SERVER ]  
**AVP Flag** N/A

## Charging-Action-Install

Charging-Action-Install  
**Vendor ID** 9  
**VSA Type** 132012  
**AVP Type** GROUPED  
Supported group value(s):  
[ CHARGING\_ACTION\_DEFINITION ]  
**AVP Flag** N/A

## Charging-Action-Name

Charging-Action-Name  
**Vendor ID** 9  
**VSA Type** 132015  
**AVP Type** OCTETSTRING  
**AVP Flag** N/A

## Charging-Action-Remove

Charging-Action-Remove  
**Vendor ID** 9  
**VSA Type** 132013  
**AVP Type** GROUPED  
Supported group value(s):  
[ CHARGING\_ACTION\_NAME ]  
**AVP Flag** N/A

## Charging-Characteristics

This AVP contains the charging mode to be applied.  
**Vendor ID** 10415  
**VSA Type** 11006  
**AVP Type** UINT32

**AVP Flag** M

## Charging-Characteristics-Selection-Mode

Charging-Characteristics-Selection-Mode

**Vendor ID** 10415

**VSA Type** 2066

**AVP Type** ENUM

Supported enumerated value(s):

0 SERVING-NODE-SUPPLIED

1 SUBSCRIPTION-SPECIFIC

2 APN-SPECIFIC

3 HOME-DEFAULT

4 ROAMING-DEFAULT

5 VISITING-DEFAULT

**AVP Flag** M

## Charging-Correlation-Indicator

Charging-Correlation-Indicator

**Vendor ID** 10415

**VSA Type** 1073

**AVP Type** ENUM

Supported enumerated value(s):

0 CHARGING\_IDENTIFIER\_REQUIRED

**AVP Flag** M

## Charging-Data

This AVP contains addresses of the charging functions.

**Vendor ID** 10415

**VSA Type** 11005

**AVP Type** GROUPED

Supported group value(s):

[ CHARGING\_CHARACTERISTICS ]

**AVP Flag** M

## Charging-Information

This AVP contains the addresses of the charging functions in the grouped AVPs.

**Vendor ID** 10415

**VSA Type** 618

**AVP Type** GROUPED

Supported group value(s):

[ PRIMARY\_EVENT\_CHARGING\_FUNCTION\_NAME ]

[ SECONDARY\_EVENT\_CHARGING\_FUNCTION\_NAME ]

[ PRIMARY\_CHARGING\_COLLECTION\_FUNCTION\_NAME ]

[ SECONDARY\_CHARGING\_COLLECTION\_FUNCTION\_NAME ]

**AVP Flag** M

## Charging-Rule-Base-Name

This AVP indicates the name of a pre-defined group of charging rules residing at the TPF.

**Vendor ID** 10415

**VSA Type** 1004

**AVP Type** UTF8STRING

**AVP Flag** M

## Charging-Rule-Definition

This AVP contains the charging rule for a service flow sent by the CRF to the TPF.

**Vendor ID** 10415

**VSA Type** 1003

**AVP Type** GROUPED

Supported group value(s):

[ CHARGING\_RULE\_NAME ]

[ SERVICE\_IDENTIFIER ]

[ RATING\_GROUP ]

[ FLOW\_DESCRIPTION ]

[ REPORTING\_LEVEL ]

[ ONLINE ]

[ OFFLINE ]

[ FLOW\_STATUS ]

[ QOS\_INFORMATION ]

[ METERING\_METHOD ]  
[ PRECEDENCE ]  
[ AF\_CHARGING\_IDENTIFIER ]  
[ MUTE\_NOTIFICATION ]  
[ TDF\_APPLICATION\_IDENTIFIER ]  
[ REDIRECT\_INFORMATION ]  
[ FLOWS ]  
**AVP Flag M**

## Charging-Rule-Event

Charging-Rule-Event

**Vendor ID 9**

**VSA Type 131124**

**AVP Type GROUPED**

Supported group value(s):

[ CHARGING\_RULE\_NAME ]  
[ CHARGING\_RULE\_TRIGGER\_TYPE ]  
[ CISCO\_VOLUME\_USAGE ]  
[ CISCO\_TIME\_USAGE ]  
[ CISCO\_REPORT\_USAGE ]

**AVP Flag M**

## Charging-Rule-Event-Trigger

Charging-Rule-Event-Trigger

**Vendor ID 9**

**VSA Type 131139**

**AVP Type GROUPED**

Supported group value(s):

[ CHARGING\_RULE\_TRIGGER\_TYPE ]  
[ VOLUME\_THRESHOLD ]  
[ TIME\_THRESHOLD ]  
[ CISCO\_REPORT\_USAGE ]  
[ VOLUME\_THRESHOLD\_64 ]

**AVP Flag M**

## Charging-Rule-Install

Used to activate, install, or modify Charging/Firewall rules from the Policy server. Charging/Firewall ruledefs for a subscriber can be dynamically activated from gx server. If the incoming rule fails to match in the charging ruledefs of a rulebase, then there will be a lookup with the Firewall ruledefs of the rulebase.

**Vendor ID** 10415

**VSA Type** 1001

**AVP Type** GROUPED

Supported group value(s):

[ CHARGING\_RULE\_DEFINITION ]

[ CHARGING\_RULE\_NAME ]

[ CHARGING\_RULE\_BASE\_NAME ]

[ BEARER\_IDENTIFIER ]

[ RULE\_ACTIVATION\_TIME ]

[ RULE\_DEACTIVATION\_TIME ]

[ RESOURCE\_ALLOCATION\_NOTIFICATION ]

**AVP Flag** M

## Charging-Rule-Name

This AVP contains the charging rule name provided by the CRF. It uniquely identifies a charging rule for a bearer.

**Vendor ID** 10415

**VSA Type** 1005

**AVP Type** OCTETSTRING

**AVP Flag** M

## Charging-Rule-Name-LI

Charging rule name for LI-Indicator-Gx.

**Vendor ID** 10415

**VSA Type** 1005

**AVP Type** OCTETSTRING

**AVP Flag** M

## Charging-Rule-Remove

This AVP contains the deactivated or removed Charging/Firewall rules from the Policy server. Charging/Firewall ruledefs for a subscriber can be dynamically deactivated from gx server. If the incoming

rule fails to match in the charging ruledefs of a rulebase, then there will be a lookup with the Firewall ruledefs of the rulebase.

**Vendor ID** 10415

**VSA Type** 1002

**AVP Type** GROUPED

Supported group value(s):

[ CHARGING\_RULE\_NAME ]

[ CHARGING\_RULE\_BASE\_NAME ]

[ REQUIRED\_ACCESS\_INFO ]

**AVP Flag** M

## Charging-Rule-Report

This AVP is used to report the status of a Policy and Charging Control (PCC) rule for installation successful/removal. It is a reference for a specific PCC rule at the AGW that has been successfully installed, modified or removed because of trigger from the MS. The PCC-Rule-Status AVP indicates the action being performed on the PCC rule. Multiple instances of Charging-Rule-Report AVPs shall be used in the case it is required to report different PCCRule-Status values for different groups of rules within the same Diameter command.

**Vendor ID** 10415

**VSA Type** 1018

**AVP Type** GROUPED

Supported group value(s):

[ CHARGING\_RULE\_NAME ]

[ CHARGING\_RULE\_BASE\_NAME ]

[ PCC\_RULE\_STATUS ]

[ RULE\_FAILURE\_CODE ]

[ FINAL\_UNIT\_INDICATION ]

[ RAN\_NAS\_RELEASE\_CAUSE ]

**AVP Flag** M

## Charging-Rule-Trigger-Type

Charging-Rule-Trigger-Type

**Vendor ID** 9

**VSA Type** 131123

**AVP Type** ENUM

Supported enumerated value(s):

0 NO\_TRIGGERS  
 1 VOL\_THRESHOLD  
 2 TIME\_THRESHOLD  
 3 SVC\_FLOW\_DETECT  
 4 CHRG\_RULE\_REMOVE  
**AVP Flag M**

## Check-Balance-Result

This AVP contains the result of the balance check. Applicable only when requested-Action AVP indicates CHECK\_BALANCE.

**Vendor ID 0**

**VSA Type 422**

**AVP Type ENUM**

Supported enumerated value(s):

0 ENOUGH\_CREDIT  
 1 NO\_CREDIT

**AVP Flag M**

## Cisco-Answer-Charging-Rule-Usage

Cisco-Answer-Charging-Rule-Usage

**Vendor ID 9**

**VSA Type 131254**

**AVP Type GROUPED**

Supported group value(s):

[ CHARGING\_RULE\_NAME ]  
 [ CISCO\_REQUEST\_USAGE\_TYPE ]  
 [ CISCO\_VOLUME\_USAGE ]  
 [ CISCO\_TIME\_USAGE ]

**AVP Flag M**

## Cisco-Answer-Service-Group-Usage

Cisco-Answer-Service-Group-Usage

**Vendor ID 9**

**VSA Type 131255**



**AVP Type** GROUPED

Supported group value(s):

[ SERVICE\_GROUP\_NAME ]

[ CISCO\_REQUEST\_USAGE\_TYPE ]

[ CISCO\_VOLUME\_USAGE ]

[ CISCO\_TIME\_USAGE ]

**AVP Flag** M

## Cisco-Answer-User-Usage

Cisco-Answer-User-Usage

**Vendor ID** 9**VSA Type** 131250**AVP Type** GROUPED

Supported group value(s):

[ CISCO\_REQUEST\_USAGE\_TYPE ]

[ CISCO\_VOLUME\_USAGE ]

[ CISCO\_TIME\_USAGE ]

**AVP Flag** M

## Cisco-CC-Failure-Type

This attribute indicates the OCS failure reasons to the PCRF.

**Vendor ID** 9**VSA Type** 132077**AVP Type** UINT32**AVP Flag** M

## Cisco-Charging-Rule-Definition

Cisco-Charging-Rule-Definition

**Vendor ID** 9**VSA Type** 131072**AVP Type** GROUPED

Supported group value(s):

[ CHARGING\_RULE\_NAME ]

[ SERVICE\_NAME ]

[ RATING\_GROUP ]  
 [ CISCO\_FLOW\_DESCRIPTION ]  
 [ CISCO\_FLOW\_STATUS ]  
 [ QOS\_INFORMATION ]  
 [ ONLINE ]  
 [ OFFLINE ]  
 [ PRECEDENCE ]  
 [ AF\_CHARGING\_IDENTIFIER ]  
 [ CHARGING\_RULE\_EVENT\_TRIGGER ]  
 [ REDIRECT\_SERVER ]  
 [ MONITORING\_KEY ]  
**AVP Flag M**

## Cisco-Event

Cisco-Event

**Vendor ID** 9

**VSA Type** 131195

**AVP Type** GROUPED

Supported group value(s):

[ CISCO\_EVENT\_TRIGGER\_TYPE ]  
 [ TCP\_SYN ]  
 [ CISCO\_VOLUME\_USAGE ]  
 [ CISCO\_TIME\_USAGE ]  
 [ CISCO\_REPORT\_USAGE ]  
 [ CISCO\_USER\_AGENT ]  
 [ CISCO\_CC\_FAILURE\_TYPE ]

**AVP Flag M**

## Cisco-Event-Trigger

Cisco-Event-Trigger

**Vendor ID** 9

**VSA Type** 131193

**AVP Type** GROUPED

Supported group value(s):

[ CISCO\_EVENT\_TRIGGER\_TYPE ]  
[ VOLUME\_THRESHOLD ]  
[ TIME\_THRESHOLD ]  
[ CISCO\_REPORT\_USAGE ]  
[ VOLUME\_THRESHOLD\_64 ]  
**AVP Flag M**

## Cisco-Event-Trigger-Type

Cisco-Event-Trigger-Type

**Vendor ID 9**

**VSA Type 131192**

**AVP Type ENUM**

Supported enumerated value(s):

0 NO\_CISCO\_EVENT\_TRIGGERS  
1 TCP\_SYN\_DETECTION  
2 VOL\_THRESHOLD  
3 TIME\_THRESHOLD  
4 USER\_AGENT\_DETECTION  
5 CREDIT\_CONTROL\_FAILURE

**AVP Flag M**

## Cisco-Flow-Description

Cisco-Flow-Description

**Vendor ID 9**

**VSA Type 131160**

**AVP Type GROUPED**

Supported group value(s):

[ CONTENT\_NAME ]  
[ PRECEDENCE ]  
[ FLOW\_DESCRIPTION ]  
[ FLOW\_INFORMATION ]

**AVP Flag M**

## Cisco-Flow-Status

Cisco-Flow-Status

**Vendor ID** 9

**VSA Type** 131169

**AVP Type** ENUM

Supported enumerated value(s):

0 FORWARD

1 BLOCK

2 REDIRECT

**AVP Flag** M

## Cisco-QoS

Cisco-QoS

**Vendor ID** 9

**VSA Type** 131170

**AVP Type** GROUPED

Supported group value(s):

[ QOS\_RATE\_LIMIT\_UL ]

[ QOS\_RATE\_LIMIT\_DL ]

**AVP Flag** M

## Cisco-QoS-Profile

Cisco-QoS-Profile

**Vendor ID** 9

**VSA Type** 131237

**AVP Type** GROUPED

Supported group value(s):

[ CISCO\_QOS\_PROFILE\_NAME ]

[ QOS\_RATE\_LIMIT ]

**AVP Flag** M

## Cisco-QoS-Profile-Downlink

Cisco-QoS-Profile-Downlink

**Vendor ID** 9

**VSA Type** 131241  
**AVP Type** GROUPED  
Supported group value(s):  
[ CISCO\_QOS\_PROFILE\_NAME ]  
**AVP Flag** M

## Cisco-QoS-Profile-Install

Cisco-QoS-Profile-Install  
**Vendor ID** 9  
**VSA Type** 131238  
**AVP Type** GROUPED  
Supported group value(s):  
[ CISCO\_QOS\_PROFILE ]  
**AVP Flag** M

## Cisco-QoS-Profile-Name

Cisco-QoS-Profile-Name  
**Vendor ID** 9  
**VSA Type** 131229  
**AVP Type** UTF8STRING  
**AVP Flag** M

## Cisco-QoS-Profile-Remove

Cisco-QoS-Profile-Remove  
**Vendor ID** 9  
**VSA Type** 131239  
**AVP Type** GROUPED  
Supported group value(s):  
[ CISCO\_QOS\_PROFILE\_NAME ]  
**AVP Flag** M

## Cisco-QoS-Profile-Uplink

Cisco-QoS-Profile-Uplink  
**Vendor ID** 9

**VSA Type** 131240

**AVP Type** GROUPED

Supported group value(s):

[ CISCO\_QOS\_PROFILE\_NAME ]

**AVP Flag** M

## Cisco-Quota-Consumption-Time

Cisco-Quota-Consumption-Time

**Vendor ID** 9

**VSA Type** 131213

**AVP Type** UINT32

**AVP Flag** N/A

## Cisco-Report-Usage

Cisco-Report-Usage

**Vendor ID** 9

**VSA Type** 131248

**AVP Type** ENUM

Supported group value(s):

[ EVENT\_TRIGGER ]

**AVP Flag** M

## Cisco-Request-Charging-Rule-Usage

Cisco-Request-Charging-Rule-Usage

**Vendor ID** 9

**VSA Type** 131252

**AVP Type** GROUPED

Supported group value(s):

[ CHARGING\_RULE\_NAME ]

[ CISCO\_REQUEST\_USAGE\_TYPE ]

**AVP Flag** M

## Cisco-Request-Service-Group-Usage

Cisco-Request-Service-Group-Usage

**Vendor ID** 9

**VSA Type** 131253

**AVP Type** GROUPED

Supported group value(s):

[ SERVICE\_GROUP\_NAME ]

[ CISCO\_REQUEST\_USAGE\_TYPE ]

**AVP Flag** M

## Cisco-Request-Usage-Type

Cisco-Request-Usage-Type

**Vendor ID** 9

**VSA Type** 131251

**AVP Type** ENUM

Supported enumerated value(s):

0 VOL\_USAGE

1 TIME\_USAGE

**AVP Flag** M

## Cisco-Time-Usage

Cisco-Time-Usage

**Vendor ID** 9

**VSA Type** 131156

**AVP Type** GROUPED

Supported group value(s):

[ DURATION ]

[ FIRST\_PACKET\_TIMESTAMP ]

[ LAST\_PACKET\_TIMESTAMP ]

**AVP Flag** M

## Cisco-User-Agent

Cisco-User-Agent

**Vendor ID** 9

**VSA Type** 131256

**AVP Type** UTF8STRING

AVP Flag M

## Cisco-User-Location

Cisco-User-Location

**Vendor ID** 9

**VSA Type** 132000

**AVP Type** GROUPED

Supported group value(s):

[ AN\_GW\_ADDRESS ]

[ 3GPP\_SGSN\_MCC\_MNC ]

[ 3GPP\_SGSN\_ADDRESS ]

[ 3GPP\_SGSN\_IPV6\_ADDRESS ]

[ RAI ]

[ 3GPP\_USER\_LOCATION\_INFO ]

**AVP Flag** N/A

## Cisco-Volume-Usage

Cisco-Volume-Usage

**Vendor ID** 9

**VSA Type** 131155

**AVP Type** UINT64

**AVP Flag** N/A

## Civic-Addr

Civic-Addr

**Vendor ID** 9

**VSA Type** 132068

**AVP Type** UTF8STRING

**AVP Flag** N/A

## Civic-Location

This AVP contains location information.

**Vendor ID** 13019

**VSA Type** 355



**AVP Type** OCTETSTRING

**AVP Flag** M

## Class

This AVP is used by Diameter servers to return state information to the access device.

**Vendor ID** 0

**VSA Type** 25

**AVP Type** OCTETSTRING

**AVP Flag** M

## Class-Map-Name

Class-Map-Name

**Vendor ID** 9

**VSA Type** 131214

**AVP Type** UTF8STRING

**AVP Flag** M

## Client-Group-Id

Client-Group-Id

**Vendor ID** 9

**VSA Type** 131143

**AVP Type** GROUPED

Supported group value(s):

[ ACL\_NUMBER ]

[ ACL\_NAME ]

**AVP Flag** M

## Client-Identity

This AVP contains the ISDN number of the external client.

**Vendor ID** 10415

**VSA Type** 1480

**AVP Type** OCTETSTRING

**AVP Flag** M

## CoA-IP-Address

This AVP contains care-of-address for DSMIP6 access.

**Vendor ID** 10415

**VSA Type** 1035

**AVP Type** ADDRESS

**AVP Flag** M

## CoA-Information

This AVP contains care-of-address and the tunnel information related to the care of address.

**Vendor ID** 10415

**VSA Type** 1039

**AVP Type** GROUPED

Supported group value(s):

[ TUNNEL\_INFORMATION ]

[ COA\_IP\_ADDRESS ]

**AVP Flag** M

## Codec-Data

This AVP contains CODEC-related information known at the AF.

**Vendor ID** 10415

**VSA Type** 524

**AVP Type** OCTETSTRING

**AVP Flag** M

## Communication-Failure-Information

Communication-Failure-Information

**Vendor ID** 10415

**VSA Type** 4300

**AVP Type** GROUPED

Supported group value(s):

[ CAUSE\_TYPE ]

[ S1AP\_CAUSE ]

[ RANAP\_CAUSE ]

[ BSSGP\_CAUSE ]

[ GMM\_CAUSE ]

[ SM\_CAUSE ]

**AVP Flag** M

## Complete-Data-List-Included-Indicator

This AVP indicates addition/modification/deletion of PDP-Contexts at MME/SGSN.

**Vendor ID** 10415

**VSA Type** 1468

**AVP Type** ENUM

Supported enumerated value(s):

0 ALL\_PDP\_CONTEXTS\_INCLUDED

1 MODIFIED\_ADDED\_PDP\_CONTEXTS\_INCLUDED

**AVP Flag** M

## Conditional-APN-Aggregate-Max-Bitrate

Conditional-APN-Aggregate-Max-Bitrate

**Vendor ID** 10415

**VSA Type** 2818

**AVP Type** GROUPED

Supported group value(s):

[ APN\_AGGREGATE\_MAX\_BITRATE\_UL ]

[ APN\_AGGREGATE\_MAX\_BITRATE\_DL ]

[ EXTENDED-APN-AMBR-UL ]

[ EXTENDED-APN-AMBR-DL ]

[ IP\_CAN\_TYPE ]

[ RAT\_TYPE ]

**AVP Flag** N/A

## Conditional-Policy-Information

Conditional-Policy-Information

**Vendor ID** 10415

**VSA Type** 2840

**AVP Type** GROUPED

Supported group value(s):

[ EXECUTION\_TIME ]  
 [ DEFAULT\_EPS\_BEARER\_QOS ]  
 [ APN\_AGGREGATE\_MAX\_BITRATE\_UL ]  
 [ APN\_AGGREGATE\_MAX\_BITRATE\_DL ]  
 [ CONDITIONAL\_APN\_AGGREGATE\_MAX\_BITRATE ]  
**AVP Flag** N/A

## Confidentiality-Key

This AVP contains the Confidentiality Key (CK).

**Vendor ID** 10415

**VSA Type** 625

**AVP Type** OCTETSTRING

**AVP Flag** M

## Configuration-Token

This AVP is sent by a Diameter Server to a Diameter Proxy Agent or Translation Agent in an AA-Answer command to indicate a type of user profile to be used.

**Vendor ID** 0

**VSA Type** 78

**AVP Type** OCTETSTRING

**AVP Flag** N/A

## Confirm-Token

Confirm-Token

**Vendor ID** 9

**VSA Type** 131099

**AVP Type** OCTETSTRING

**AVP Flag** M

## Confirm-Token-V

Confirm-Token-V

**Vendor ID** 9

**VSA Type** 131117

**AVP Type** OCTETSTRING

**AVP Flag** M

## Connect-Info

This AVP is sent in the AA-Request message or ACR STOP message.

**Vendor ID** 0

**VSA Type** 77

**AVP Type** UTF8STRING

**AVP Flag** M

## Connection-Action

Connection-Action

**Vendor ID** 10415

**VSA Type** 4314

**AVP Type** UINT32

**AVP Flag** M

## Contact

This AVP contains the contact addresses and parameters in the Contact header.

**Vendor ID** 10415

**VSA Type** 641

**AVP Type** OCTETSTRING

**AVP Flag** N/A

## Content-Definition

Content-Definition

**Vendor ID** 9

**VSA Type** 131073

**AVP Type** GROUPED

Supported group value(s):

[ CONTENT\_NAME ]

[ CONTENT\_FLOW\_DESCRIPTION ]

[ CONTENT\_SCOPE ]

[ CONTENT\_IDLE\_TIMER ]

[ NEXTHOP ]

[ L7\_PARSE\_PROTOCOL\_TYPE ]  
 [ L7\_PARSE\_LENGTH ]  
 [ BILLING\_POLICY\_NAME ]  
 [ REPLICATE\_SESSION ]  
 [ INTERMEDIATE\_CDR\_THRESHOLD ]  
 [ CDR\_GENERATION\_DELAY ]  
 [ CONTENT\_PENDING\_TIMER ]  
 [ OPERATION\_STATUS ]  
 [ SUBSCRIBER\_IP\_SOURCE ]  
 [ FLOW\_STATUS\_POLICY\_MISMATCH ]  
 [ RELATIVE\_URL ]  
 [ CONTROL\_URL ]  
 [ DOMAIN\_GROUP\_NAME ]  
 [ MINING ]  
 [ NEXTHOP\_MEDIA ]  
 [ NEXTHOP\_OVERRIDE ]  
**AVP Flag M**

## Content-Disposition

This AVP indicates how the message body or a message body part is to be interpreted (for example, session, render).

**Vendor ID** 10415

**VSA Type** 828

**AVP Type** UTF8STRING

**AVP Flag M**

## Content-Flow-Description

Content-Flow-Description

**Vendor ID** 9

**VSA Type** 131141

**AVP Type** GROUPED

Supported group value(s):

[ CONTENT\_FLOW\_FILTER ]  
 [ VRF\_NAME ]  
 [ VLAN\_ID ]

**AVP Flag** M

## Content-Flow-Filter

Content-Flow-Filter

**Vendor ID** 9

**VSA Type** 131142

**AVP Type** GROUPED

Supported group value(s):

[ CLIENT\_GROUP\_ID ]

[ DESTINATION\_IP\_ADDRESS ]

[ DESTINATION\_MASK ]

[ PROTOCOL\_ID ]

[ START\_OF\_PORT\_RANGE ]

[ END\_OF\_PORT\_RANGE ]

**AVP Flag** M

## Content-Idle-Timer

Content-Idle-Timer

**Vendor ID** 9

**VSA Type** 131082

**AVP Type** UINT32

**AVP Flag** N/A

## Content-Install

Content-Install

**Vendor ID** 9

**VSA Type** 131183

**AVP Type** GROUPED

Supported group value(s):

[ CONTENT\_DEFINITION ]

**AVP Flag** M

## Content-Length

This AVP contains the size of the message body.

**Vendor ID** 10415  
**VSA Type** 827  
**AVP Type** UINT32  
**AVP Flag** M

## Content-Name

Content-Name  
**Vendor ID** 9  
**VSA Type** 131151  
**AVP Type** OCTETSTRING  
**AVP Flag** M

## Content-Pending-Timer

Content-Pending-Timer  
**Vendor ID** 9  
**VSA Type** 131134  
**AVP Type** UINT32  
**AVP Flag** N/A

## Content-Policy-Map

Content-Policy-Map  
**Vendor ID** 9  
**VSA Type** 131077  
**AVP Type** GROUPED  
Supported group value(s):  
[ CONTENT\_NAME ]  
[ BILLING\_POLICY\_NAME ]  
[ WEIGHT ]  
**AVP Flag** M

## Content-Remove

Content-Remove  
**Vendor ID** 9  
**VSA Type** 131184



**AVP Type** GROUPED

Supported group value(s):

[ CONTENT\_NAME ]

**AVP Flag** M

## Content-Scope

Content-Scope

**Vendor ID** 9

**VSA Type** 131163

**AVP Type** ENUM

Supported enumerated value(s):

0 GLOBAL

1 USER

**AVP Flag** M

## Content-Type

This AVP contains the media type (for example, application/sdp, text/html) of the message-body.

**Vendor ID** 10415

**VSA Type** 826

**AVP Type** UTF8STRING

**AVP Flag** M

## Context-Identifier

Context-Identifier

**Vendor ID** 10415

**VSA Type** 1423

**AVP Type** UINT32

**AVP Flag** M

## Control-URL

Control-URL

**Vendor ID** 9

**VSA Type** 131197

**AVP Type** GROUPED

Supported group value(s):

[ INTERLEAVED ]

**AVP Flag** M

## Correlate-Reason

This AVP contains the reason the Correlate message was sent.

**Vendor ID** 4491

**VSA Type** 202

**AVP Type** ENUM

Supported enumerated value(s):

0 UNKNOWN

1 B2BUA

2 INITIAL\_SIP\_MESSAGE

3 ADDITIONAL\_TARGET\_ENCOUNTERED

4 HAND\_OFF\_OCCURED

5 ORIGINATION\_FROM\_APP\_SERVER

6 BCID

**AVP Flag** M

## Cost-Information

This AVP contains cost information of service transferred by the credit-control client to the end user.

**Vendor ID** 0

**VSA Type** 423

**AVP Type** GROUPED

Supported group value(s):

[ UNIT\_VALUE ]

[ CURRENCY\_CODE ]

[ COST\_UNIT ]

**AVP Flag** M

## Cost-Unit

This AVP contains the applicable unit to the Cost-Information when the service cost is a cost per unit, can be minutes, hours, days and kilobytes.

**Vendor ID** 0

**VSA Type** 424  
**AVP Type** UTF8STRING  
**AVP Flag** M

## Credit-Control

This AVP is included in AA requests when the service element has credit-control application.

**Vendor ID** 0  
**VSA Type** 426  
**AVP Type** ENUM  
Supported enumerated value(s):  
0 CREDIT\_AUTHORIZATION  
1 RE\_AUTHORIZATION  
**AVP Flag** M

## Credit-Control-Failure-Handling

The credit-control client uses this information to handle the credit control server failure.

**Vendor ID** 0  
**VSA Type** 427  
**AVP Type** ENUM  
Supported enumerated value(s):  
0 TERMINATE  
1 CONTINUE  
2 RETRY\_AND\_TERMINATE  
**AVP Flag** M

## Cumulative-Acct-Input-Octets

This AVP represents the cumulative number of input octets. This attribute is included in the Service-Data-Container AVP and sent only in ACR-Interim and ACR-Stop messages to track the cumulative data usage per Rating Group (RG).

**Vendor ID** 9  
**VSA Type** 132044  
**AVP Type** UINT64  
**AVP Flag** N/A

## Cumulative-Acct-Output-Octets

This AVP represents the cumulative number of output octets. This attribute is included in the Service-Data-Container AVP and sent only in ACR-Interim and ACR-Stop messages to track the cumulative data usage per Rating Group (RG).

**Vendor ID** 9

**VSA Type** 132045

**AVP Type** UINT64

**AVP Flag** N/A

## Currency-Code

This AVP contains currency in which the values of AVPs containing monetary units were given.

**Vendor ID** 0

**VSA Type** 425

**AVP Type** UINT32

**AVP Flag** M

## Current-Location

This AVP indicates whether an active location retrieval has to be initiated or not.

**Vendor ID** 0

**VSA Type** 707

**AVP Type** ENUM

Supported enumerated value(s): none

**AVP Flag** M

## Current-Location-Retrieved

Current-Location-Retrieved

**Vendor ID** 10415

**VSA Type** 1610

**AVP Type** ENUM

Supported enumerated value(s):

0 ACTIVE-LOCATION-RETRIEVAL

**AVP Flag** M

## Custom-Mute-Notification

Custom-Mute-Notification

**Vendor ID** 9

**VSA Type** 132056

**AVP Type** ENUM

Supported enumerated value(s):

0 MUTE\_APPLICATION\_START

1 UNMUTE\_APPLICATION\_START

**AVP Flag** N/A

## Customer-Id

This AVP contains customer identifier; used in header enrichment scenarios.

**Vendor ID** 8164

**VSA Type** 1146

**AVP Type** UTF8STRING

**AVP Flag** M

## DEA-Flags

DEA-Flags

**Vendor ID** 10415

**VSA Type** 1521

**AVP Type** UINT32

**AVP Flag** M

## DER-Flags

DER-Flags

**Vendor ID** 10415

**VSA Type** 1520

**AVP Type** UINT32

**AVP Flag** M

## DIR

DIR

**Vendor ID** 0

**VSA Type** 11000

**AVP Type** OCTETSTRING

**AVP Flag** M

## DL-Buffering-Suggested-Packet-Count

DL-Buffering-Suggested-Packet-Count

**Vendor ID** 10415

**VSA Type** 1674

**AVP Type** INT32

**AVP Flag** N/A

## DRMP

DRMP

**Vendor ID** 0

**VSA Type** 301

**AVP Type** ENUM

Supported enumerated value(s):

0 PRIORITY\_0

1 PRIORITY\_1

2 PRIORITY\_2

3 PRIORITY\_3

4 PRIORITY\_4

5 PRIORITY\_5

6 PRIORITY\_6

7 PRIORITY\_7

8 PRIORITY\_8

9 PRIORITY\_9

10 PRIORITY\_10

11 PRIORITY\_11

12 PRIORITY\_12

13 PRIORITY\_13

14 PRIORITY\_14

15 PRIORITY\_15

**AVP Flag** N/A

## DSA-Flags

This AVP contains a bit mask.

**Vendor ID** 10415

**VSA Type** 1422

**AVP Type** UINT32

**AVP Flag** M

## DSCP

DSCP

**Vendor ID** 9

**VSA Type** 131178

**AVP Type** UINT32

**AVP Flag** N/A

## DSR-Application-Invoked

DSR-Application-Invoked

**Vendor ID** 323

**VSA Type** 2468

**AVP Type** ENUM

Supported enumerated value(s):

3 RBAR

4 FABR

5 CPA

6 P-DRA

**AVP Flag** M

## DSR-Flags

This AVP contains a bit mask.

**Vendor ID** 10415

**VSA Type** 1421

**AVP Type** UINT32

**AVP Flag** M

## Data-Reference

This AVP contains the type of the requested used data in the operation UDR and SNR.

**Vendor ID** 0

**VSA Type** 703

**AVP Type** ENUM

Supported enumerated value(s): none

**AVP Flag** M

## Default-EPS-Bearer-QoS

This AVP contains the QoS information for the EPS default bearer.

**Vendor ID** 10415

**VSA Type** 1049

**AVP Type** GROUPED

Supported group value(s):

[ QOS\_CLASS\_IDENTIFIER ]

[ ALLOCATION\_RETENTION\_PRIORITY ]

**AVP Flag** M

## Delegated-IP-Install

Delegated-IP-Install

**Vendor ID** 9

**VSA Type** 131259

**AVP Type** GROUPED

Supported group value(s):

[ DELEGATED\_IPV4\_DEFINITION ]

[ DELEGATED\_IPV6\_DEFINITION ]

**AVP Flag** M

## Delegated-IPv4-Definition

Delegated-IPv4-Definition

**Vendor ID** 9

**VSA Type** 131260

**AVP Type** GROUPED

Supported group value(s):



[ FRAMED\_IP\_ADDRESS ]  
[ FRAMED\_IP\_NETMASK ]  
[ AGGR\_PREFIX\_LEN ]  
**AVP Flag** M

## Delegated-IPv6-Definition

Delegated-IPv6-Definition  
**Vendor ID** 9  
**VSA Type** 131261  
**AVP Type** GROUPED  
Supported group value(s):  
[ DELEGATED\_IPV6\_PREFIX ]  
[ AGGR\_PREFIX\_LEN ]  
**AVP Flag** M

## Delegated-IPv6-Prefix

Delegated-IPv6-Prefix  
**Vendor ID** 0  
**VSA Type** 123  
**AVP Type** OCTETSTRING  
**AVP Flag** M

## Deregistration-Reason

This AVP contains the reason for a de-registration operation.  
**Vendor ID** 10415  
**VSA Type** 615  
**AVP Type** GROUPED  
Supported group value(s):  
[ REASON\_CODE ]  
[ REASON\_INFO ]  
**AVP Flag** M

## Destination-Host

This AVP contains the destination endpoint of the message. This AVP is present in all request messages.

**Vendor ID** 0  
**VSA Type** 293  
**AVP Type** DIAMIDENT  
**AVP Flag** M

## Destination-IP-Address

Destination-IP-Address  
**Vendor ID** 9  
**VSA Type** 131146  
**AVP Type** ADDRESS  
**AVP Flag** M

## Destination-Mask

Destination-Mask  
**Vendor ID** 9  
**VSA Type** 131147  
**AVP Type** ADDRESS  
**AVP Flag** M

## Destination-PGW

Destination-PGW  
**Vendor ID** 9  
**VSA Type** 2300  
**AVP Type** UTF8STRING  
**AVP Flag** N/A

## Destination-Realm

This AVP contains the realm the message is to be routed to. It is present in all request messages sent from DCCA.

**Vendor ID** 0  
**VSA Type** 283  
**AVP Type** DIAMIDENT  
**AVP Flag** M

## Destination-SIP-URI

Destination-SIP-URI

**Vendor ID** 10415

**VSA Type** 3327

**AVP Type** UTF8STRING

**AVP Flag** N/A

## Diagnostics

This AVP contains a more detailed cause value for sending Accounting-Request from PCN node.

**Vendor ID** 10415

**VSA Type** 2039

**AVP Type** ENUM

Supported enumerated value(s):

0 UNSPECIFIED

1 SESSION\_TIMEOUT

2 RESOURCE\_LIMITATION

3 ADMIN\_DISCONNECT

4 IDLE\_TIMEOUT

5 PCRF\_UNREACHABLE

6 AAA\_UNREACHABLE

7 AAA\_INITIATED\_SESSION\_TERMINATION

8 REAUTHENTICATION\_FAILED

9 PCRF\_INITIATED\_SESSION\_TERMINATION

10 PCRF\_INITIATED\_FLOW\_TERMINATION

11 PCRF\_ACCOUNTING\_PARAMETERS\_CHANGED

12 PMIP\_INITIATED\_SESSION\_TERMINATION

13 PPP\_INITIATED\_SESSION\_TERMINATION

14 GTP\_INITIATED\_SESSION\_TERMINATION

15 PMIP\_REVOCATION

16 HANDOVER\_ERROR

17 PMIP\_LIFETIME\_EXPIRED

**AVP Flag** M

## Dialog-Id

This AVP contains the SIP dialog identifier in the form: Call-ID=x;FTag=y;TTag=z, where x is the value of the SIP Call-ID header, y is the contents of the From header tag, and z is the contents of the To header tag. If the To header tag value is not present in the SIP message then TTag field MUST not be present in the AVP.

**Vendor ID** 4491

**VSA Type** 203

**AVP Type** UTF8STRING

**AVP Flag** M

## Digest-Algorithm

This AVP contains the algorithm parameter that influences the HTTP Digest calculation.

**Vendor ID** 0

**VSA Type** 111

**AVP Type** OCTETSTRING

**AVP Flag** M

## Digest-Auth-Param

This AVP is a placeholder for future extensions and corresponds to the "auth-param" parameter defined in section 3.2.1 of [RFC2617].

**Vendor ID** 0

**VSA Type** 117

**AVP Type** OCTETSTRING

**AVP Flag** M

## Digest-Domain

This AVP contains a single URI that defines a protection space component.

**Vendor ID** 0

**VSA Type** 119

**AVP Type** OCTETSTRING

**AVP Flag** M

## Digest-HA1

This AVP contains the hexadecimal representation of H(A1) as described in RFC2617.

**Vendor ID** 0

**VSA Type** 121

**AVP Type** OCTETSTRING

**AVP Flag** M

## Digest-QoP

This AVP contains the Quality of Protection (QoP) parameter that influences the HTTP Digest calculation.

**Vendor ID** 0

**VSA Type** 110

**AVP Type** OCTETSTRING

**AVP Flag** M

## Digest-Realm

This AVP describes a protection space component of the RADIUS server.

**Vendor ID** 0

**VSA Type** 104

**AVP Type** OCTETSTRING

**AVP Flag** M

## Direct-Debiting-Failure-Handling

This AVP contains the action to handle the failure of request message to the credit control server with DIRECT\_DEBITING attribute.

**Vendor ID** 0

**VSA Type** 428

**AVP Type** ENUM

Supported enumerated value(s):

0 TERMINATE\_OR\_BUFFER

1 CONTINUE

**AVP Flag** M

## Direct-Message

This AVP indicates if the reported message is exchanged directly between the IAP and the intercept target.

**Vendor ID** 4491

**VSA Type** 211

**AVP Type** ENUM

Supported enumerated value(s):

0 FALSE

1 TRUE

**AVP Flag** M

## Direction

This AVP indicates whether the reported message was sent "to" or "from" the intercept target.

**Vendor ID** 4491

**VSA Type** 210

**AVP Type** ENUM

Supported enumerated value(s):

0 UNDEFINED

1 TO\_TARGET

2 FROM\_TARGET

**AVP Flag** M

## Disable-Override-Control

This AVP is used to disable Override Control (OC) completely or per parameter basis.

**Vendor ID** 9

**VSA Type** 132053

**AVP Type** GROUPED

Supported group value(s):

[ OVERRIDE\_CONTROL\_NAME ]

[ DISABLE\_OVERRIDE\_CONTROL\_PARAMETER ]

**AVP Flag** N/A

## Disable-Override-Control-Parameter

This AVP specifies the Override Control parameter to be disabled. This AVP may be included more than once if multiple parameters need to be disabled.

**Vendor ID** 9

**VSA Type** 132057

**AVP Type** ENUM

Supported enumerated value(s):

0 OVERRIDE\_SERVICE\_IDENTIFIER

1 OVERRIDE\_RATING\_GROUP

2 OVERRIDE\_ONLINE  
3 OVERRIDE\_OFFLINE  
4 OVERRIDE\_MAX\_REQUESTED\_BANDWIDTH\_UL  
5 OVERRIDE\_MAX\_REQUESTED\_BANDWIDTH\_DL  
6 OVERRIDE\_GUARANTEED\_BITRATE\_UL  
7 OVERRIDE\_GUARANTEED\_BITRATE\_DL  
8 OVERRIDE\_PRIORITY\_LEVEL  
9 OVERRIDE\_PRE\_EMPTION\_CAPABILITY  
10 OVERRIDE\_PRE\_EMPTION\_VULNERABILITY  
11 OVERRIDE\_QOS\_CLASS\_IDENTIFIER  
12 OVERRIDE\_NEXTHOP\_ADDRESS  
13 OVERRIDE\_VLAN\_ID  
14 OVERRIDE\_TOS\_VALUE\_STANDARD\_UL  
15 OVERRIDE\_TOS\_VALUE\_STANDARD\_DL  
16 OVERRIDE\_TOS\_VALUE\_CUSTOM\_UL  
17 OVERRIDE\_TOS\_VALUE\_CUSTOM\_DL  
**AVP Flag** N/A

## Disconnect-Cause

This AVP contains the cause of disconnection with peer.

**Vendor ID** 0

**VSA Type** 273

**AVP Type** ENUM

Supported enumerated value(s):

0 REBOOTING

1 BUSY

2 DO\_NOT\_WANT\_TO\_TALK\_TO\_YOU

**AVP Flag** M

## Domain-Group-Activation

Domain-Group-Activation

**Vendor ID** 9

**VSA Type** 131206

**AVP Type** ENUM

Supported enumerated value(s):

0 DISABLED

1 ENABLED

**AVP Flag** M

## Domain-Group-Clear

Domain-Group-Clear

**Vendor ID** 9

**VSA Type** 131235

**AVP Type** ENUM

Supported enumerated value(s):

0 DISABLED

1 ENABLED

**AVP Flag** M

## Domain-Group-Definition

Domain-Group-Definition

**Vendor ID** 9

**VSA Type** 131203

**AVP Type** GROUPED

Supported group value(s):

[ DOMAIN\_GROUP\_NAME ]

[ PRIORITY ]

[ MATCH\_STRING ]

**AVP Flag** M

## Domain-Group-Install

Domain-Group-Install

**Vendor ID** 9

**VSA Type** 131204

**AVP Type** GROUPED

Supported group value(s):

[ DOMAIN\_GROUP\_DEFINITION ]

**AVP Flag** M



## Domain-Group-Name

Domain-Group-Name

**Vendor ID** 9

**VSA Type** 131202

**AVP Type** OCTETSTRING

**AVP Flag** M

## Domain-Group-Remove

Domain-Group-Remove

**Vendor ID** 9

**VSA Type** 131205

**AVP Type** GROUPED

Supported group value(s):

[ DOMAIN\_GROUP\_NAME ]

**AVP Flag** M

## Downlink-Rate-Limit

Downlink-Rate-Limit

**Vendor ID** 10415

**VSA Type** 4312

**AVP Type** UINT32

**AVP Flag** M

## Dual-Billing-Basis

Dual-Billing-Basis

**Vendor ID** 9

**VSA Type** 131207

**AVP Type** ENUM

Supported enumerated value(s):

0 INVALID

1 EVENT

2 IP\_BYTE

3 TCP\_BYTE

4 DURATION

5 DURATION\_CONNECT  
 6 DURATION\_TRANSACTION  
**AVP Flag** M

## Dual-Passthrough-Quota

Dual-Passthrough-Quota  
**Vendor ID** 9  
**VSA Type** 131208  
**AVP Type** UINT32  
**AVP Flag** N/A

## Dual-Reauthorization-Threshold

Dual-Reauthorization-Threshold  
**Vendor ID** 9  
**VSA Type** 131209  
**AVP Type** UINT32  
**AVP Flag** N/A

## Duration

Duration  
**Vendor ID** 9  
**VSA Type** 131157  
**AVP Type** UINT32  
**AVP Flag** N/A

## Dynamic-Address-Flag

This AVP indicates whether the PDP context/PDN address is statically or dynamically allocated. If not present, then it is statically allocated.

**Vendor ID** 10415  
**VSA Type** 2051  
**AVP Type** ENUM

Supported enumerated value(s):

0 STATIC  
 1 DYNAMIC

**AVP Flag** M

## EAP-Key-Name

This AVP contains an opaque key identifier (name) generated by the EAP method.

**Vendor ID** 0

**VSA Type** 102

**AVP Type** OCTETSTRING

**AVP Flag** M

## EAP-Master-Session-Key

This AVP contains keying material for protecting the communications between the user and the NAS.

**Vendor ID** 0

**VSA Type** 464

**AVP Type** OCTETSTRING

**AVP Flag** N/A

## EAP-Payload

This AVP is used to encapsulate the actual EAP packet that is being exchanged between the EAP client and the home Diameter server.

**Vendor ID** 0

**VSA Type** 462

**AVP Type** OCTETSTRING

**AVP Flag** M

## EAP-Reissued-Payload

Sent in DEA for a non-fatal error, and encapsulates the previous EAP Request sent by the server.

**Vendor ID** 0

**VSA Type** 463

**AVP Type** OCTETSTRING

**AVP Flag** M

## ECGI

This attribute indicates the E-UTRAN Cell Global Identifier. It is coded according to 3GPP TS 29.274, clause 8.21.5.

**Vendor ID** 10415

**VSA Type** 2517

**AVP Type** OCTETSTRING

**AVP Flag** M

## EPS-Location-Information

EPS-Location-Information

**Vendor ID** 10415

**VSA Type** 1496

**AVP Type** GROUPED

Supported group value(s):

[ MME\_LOCATION\_INFORMATION ]

[ SGSN\_LOCATION\_INFORMATION ]

**AVP Flag** M

## EPS-Subscribed-QoS-Profile

This AVP contains the bearer-level QoS parameters associated to the default bearer for an APN.

**Vendor ID** 10415

**VSA Type** 1431

**AVP Type** GROUPED

Supported group value(s):

[ QOS\_CLASS\_IDENTIFIER ]

[ ALLOCATION\_RETENTION\_PRIORITY ]

**AVP Flag** M

## EPS-User-State

EPS-User-State

**Vendor ID** 10415

**VSA Type** 1495

**AVP Type** GROUPED

Supported group value(s):

[ MME\_USER\_STATE ]

[ SGSN\_USER\_STATE ]

**AVP Flag** M

## EPS-Vector

This AVP contains Authentication Information for EPS.

**Vendor ID** 10415

**VSA Type** 6017

**AVP Type** GROUPED

Supported group value(s):

[ ITEM\_NUMBER ]

[ RAND ]

[ XRES ]

[ AUTN ]

[ KASME ]

**AVP Flag** M

## ESN

ESN

**Vendor ID** 10415

**VSA Type** 6109

**AVP Type** OCTETSTRING

**AVP Flag** M

## EUTRAN-Cell-Global-Identity

This AVP contains E-UTRAN cell global identity of the user.

**Vendor ID** 10415

**VSA Type** 1602

**AVP Type** OCTETSTRING

**AVP Flag** M

## EUTRAN-Positioning-Data

This attribute contains the encoded content of the "Positioning-Data" Information Element as defined in 3GPP TS 29.171.

**Vendor ID** 10415

**VSA Type** 2516

**AVP Type** OCTETSTRING

**AVP Flag** M

## EUTRAN-Vector

EUTRAN-Vector

**Vendor ID** 10415

**VSA Type** 1414

**AVP Type** GROUPED

Supported group value(s):

[ ITEM\_NUMBER ]

[ RAND ]

[ XRES ]

[ AUTN ]

[ KASME ]

**AVP Flag** M

## Early-Media-Description

This AVP contains the SDP session, media parameters, and timestamps related to media components set to active according to SDP signalling exchanged during a SIP session establishment before the final successful or unsuccessful SIP answer to the initial SIP INVITE message is received.

**Vendor ID** 10415

**VSA Type** 1272

**AVP Type** GROUPED

Supported group value(s):

[ SDP\_TIMESTAMPS ]

[ SDP\_MEDIA\_COMPONENT ]

[ SDP\_SESSION\_DESCRIPTION ]

**AVP Flag** M

## Element-ID

This AVP contains the PacketCable IAP sending an intercept message to the DF.

**Vendor ID** 4491

**VSA Type** 212

**AVP Type** UTF8STRING

**AVP Flag** M

## Element-Type

This AVP contains the type of node where the intercept message was generated.

**Vendor ID** 4491

**VSA Type** 213

**AVP Type** ENUM

Supported enumerated value(s):

0 S\_CSCF

1 P\_CSCF

2 I\_CSCF

3 MRFC

4 MGCF

5 BGCF

6 AS

7 UE

**AVP Flag** M

## Emergency-Indication

Emergency-Indication

**Vendor ID** 10415

**VSA Type** 1538

**AVP Type** UINT32

**AVP Flag** N/A

## End-of-Port-range

End-of-Port-range

**Vendor ID** 9

**VSA Type** 131150

**AVP Type** UINT32

**AVP Flag** N/A

## Equipment-Status

This AVP contains the status of the mobile equipment.

**Vendor ID** 10415

**VSA Type** 1445

**AVP Type** ENUM

Supported enumerated value(s):

0 WHITELISTED

1 BLACKLISTED

2 GREYLISTED

**AVP Flag** M

## Error-Diagnostic

Error-Diagnostic

**Vendor ID** 10415

**VSA Type** 1614

**AVP Type** ENUM

Supported enumerated value(s):

0 GPRS\_DATA\_SUBSCRIBED

1 NO\_GPRS\_DATA\_SUBSCRIBED

**AVP Flag** M

## Error-Message

Human Readable Error Message.

**Vendor ID** 0

**VSA Type** 281

**AVP Type** UTF8STRING

**AVP Flag** N/A

## Error-Reporting-Host

This AVP contains the identity of the Diameter host that sent the Result Code AVP to a value other than 2001.

**Vendor ID** 0

**VSA Type** 294

**AVP Type** DIAMIDENT

**AVP Flag** M

## Event

This AVP contains the content of the "Event" header used in SUBSCRIBE and NOTIFY messages.

**Vendor ID** 10415



**VSA Type** 825

**AVP Type** UTF8STRING

**AVP Flag** M

## Event-Message-Type

This AVP contains the type of surveillance message.

**Vendor ID** 4491

**VSA Type** 214

**AVP Type** ENUM

Supported enumerated value(s):

0 REPORT

1 CORRELATE

2 CARRIER\_INFO

**AVP Flag** M

## Event-Report-Indication

This AVP specifies which type of changes will trigger an event report from the PCRF. This AVP is used to report an event coming from BBERF/PCEF and also to provide information about some event-triggers to the PCRF.

**Vendor ID** 10415

**VSA Type** 1033

**AVP Type** GROUPED

Supported group value(s):

[ EVENT\_TRIGGER ]

[ RAT\_TYPE ]

[ QOS\_INFORMATION ]

[ RAI ]

[ 3GPP\_USER\_LOCATION\_INFO ]

[ TRACE\_DATA ]

[ TRACE\_REFERENCE ]

[ 3GPP2\_BSID ]

[ 3GPP\_MS\_TIMEZONE ]

[ 3GPP\_SGSN\_ADDRESS ]

[ 3GPP\_SGSN\_IPV6\_ADDRESS ]

**AVP Flag** M

## Event-Timestamp

This AVP contains the time the event was reported.

**Vendor ID** 0

**VSA Type** 55

**AVP Type** TIME

**AVP Flag** M

## Event-Trigger

This AVP indicates an event that shall cause a re-request of charging rules.

**Vendor ID** 10415

**VSA Type** 1006

**AVP Type** ENUM

Supported enumerated value(s):

0 SGSN\_CHANGE

1 QOS\_CHANGE

2 RAT\_CHANGE

3 TFT\_CHANGE

4 PLMN\_CHANGE

5 LOSS\_OF\_FLOW

6 RECOVERY\_OF\_FLOW

7 IP\_CAN\_CHANGE

8 GW\_PCEF\_MALFUNCTION

9 RESOURCES\_LIMITATION

10 MAX\_NR\_BEARERS\_REACHED

11 QOS\_CHANGE\_EXCEEDING\_AUTHORIZATION

12 RAI\_CHANGE

13 USER\_LOCATION\_CHANGE

14 NO\_EVENT\_TRIGGERS

15 OUT\_OF\_CREDIT

16 REALLOCATION\_OF\_CREDIT

17 REVALIDATION\_TIMEOUT

18 UE\_IP\_ADDRESS\_ALLOCATE

19 UE\_IP\_ADDRESS\_RELEASE

20 DEFAULT\_EPS\_BEARER\_QOS\_CHANGE

21 AN\_GW\_CHANGE  
22 SUCCESSFUL\_RESOURCE\_ALLOCATION  
23 RESOURCE\_MODIFICATION\_REQUEST  
24 PGW\_TRACE\_CONTROL  
25 UE\_TIME\_ZONE\_CHANGE  
26 TAI\_CHANGE  
27 ECGI\_CHANGE  
28 CHARGING\_CORRELATION\_EXCHANGE  
29 APN\_AMBR\_MODIFICATION\_FAILURE  
33 USAGE\_REPORT  
34 DEFAULT\_EPS\_BEARER\_QOS\_MODIFICATION\_FAILURE  
39 APPLICATION\_START  
40 APPLICATION\_STOP  
44 SERVICE\_FLOW\_DETECTION  
45 ACCESS\_NETWORK\_INFO\_REPORT  
2000 PRESERVATION\_CHANGED  
2001 REACTIVATION\_CHANGED  
1000 TFT\_DELETED  
1001 LOSS\_OF\_BEARER  
1002 RECOVERY\_OF\_BEARER  
1003 POLICY\_ENFORCEMENT\_FAILED  
2003 TETHERING\_FLOW\_DETECTED  
10001 SESSION\_RECOVERY  
10002 SESSION\_SYNC  
**AVP Flag M**

## Event-Type

This AVP contains information about the type of chargeable telecommunication service/event for which the accounting-request message is generated.

**Vendor ID** 10415

**VSA Type** 823

**AVP Type** GROUPED

Supported group value(s):

[ SIP\_METHOD ]

[ EVENT ]

[ EXPIRES ]

**AVP Flag** M

## Execution-Time

Execution-Time

**Vendor ID** 9

**VSA Type** 132025

**AVP Type** TIME

**AVP Flag** N/A

## Experimental-Result

This AVP contains the Result code of SUCCESS or FAILURE. The exact value is specific to Vendor-Id.

**Vendor ID** 0

**VSA Type** 297

**AVP Type** GROUPED

Supported group value(s):

[ VENDOR\_ID ]

[ EXPERIMENTAL\_RESULT\_CODE ]

**AVP Flag** M

## Experimental-Result-Code

This AVP contains vendor-specific result codes to indicate temporary or permanent failures.

**Vendor ID** 0

**VSA Type** 298

**AVP Type** ENUM

Supported enumerated value(s):

1001 DIAMETER\_MULTI\_ROUND\_AUTH

2001 DIAMETER\_SUCCESS

2002 DIAMETER\_LIMITED\_SUCCESS

2021 DIAMETER\_PDP\_CONTEXT\_DELETION\_INDICATION

2003 DIAMETER\_UNREGISTERED\_SERVICE

2004 DIAMETER\_SUCCESS\_NOT\_SUPPORTED\_USER\_DATA

2005 DIAMETER\_SUCCESS\_SERVER\_NAME\_NOT\_STORED

3001 DIAMETER\_COMMAND\_UNSUPPORTED

3002 DIAMETER\_UNABLE\_TO\_DELIVER  
3003 DIAMETER\_REALM\_NOT\_SERVED  
3004 DIAMETER\_TOO\_BUSY  
3005 DIAMETER\_LOOP\_DETECTED  
3006 DIAMETER\_REDIRECT\_INDICATION  
3007 DIAMETER\_APPLICATION\_UNSUPPORTED  
3008 DIAMETER\_INVALID\_HDR\_BITS  
3009 DIAMETER\_INVALID\_AVP\_BITS  
3010 DIAMETER\_UNKNOWN\_PEER  
4001 DIAMETER\_AUTHENTICATION\_REJECTED  
4002 DIAMETER\_OUT\_OF\_SPACE  
4003 ELECTION\_LOST  
4010 DIAMETER\_END\_USER\_SERVICE\_DENIED  
4011 DIAMETER\_CREDIT\_CONTROL\_NOT\_APPLICABLE  
4012 DIAMETER\_CREDIT\_LIMIT\_REACHED  
4041 INSUFFICIENT-RESOURCES  
4043 COMMIT-FAILURE  
4044 REFRESH-FAILURE  
4045 QOS-PROFILE-FAILURE  
4046 ACCESS-PROFILE-FAILURE  
4047 PRIORITY-NOT-GRANTED  
4100 DIAMETER\_USER\_DATA\_NOT\_AVAILABLE  
4101 DIAMETER\_PRIOR\_UPDATE\_IN\_PROGRESS  
4121 DIAMETER\_ERROR\_OUT\_OF\_RESOURCES  
4141 DIAMETER\_PCC\_BEARER\_EVENT  
4142 DIAMETER\_BEARER\_EVENT  
4143 DIAMETER\_AN\_GW\_FAILED  
4144 DIAMETER\_PENDING\_TRANSACTION  
4181 AUTHENTICATION\_DATA\_UNAVAILABLE  
4196 DIAMETER\_REQUESTED\_SESSION\_NOT\_FOUND  
4197 DIAMETER\_SESSION\_RECOVERY\_REQUESTED  
4199 DIAMETER\_PCRF\_TOO\_BUSY  
5001 DIAMETER\_AVP\_UNSUPPORTED  
5002 DIAMETER\_UNKNOWN\_SESSION\_ID

5003 DIAMETER\_AUTHORIZATION\_REJECTED  
5004 DIAMETER\_INVALID\_AVP\_VALUE  
5005 DIAMETER\_MISSING\_AVP  
5006 DIAMETER\_RESOURCES\_EXCEEDED  
5007 DIAMETER\_CONTRADICTING\_AVPS  
5008 DIAMETER\_AVP\_NOT\_ALLOWED  
5009 DIAMETER\_AVP\_OCCURS\_TOO\_MANY\_TIMES  
5010 DIAMETER\_NO\_COMMON\_APPLICATION  
5011 DIAMETER\_UNSUPPORTED\_VERSION  
5012 DIAMETER\_UNABLE\_TO\_COMPLY  
5013 DIAMETER\_INVALID\_BIT\_IN\_HEADER  
5014 DIAMETER\_INVALID\_AVP\_LENGTH  
5015 DIAMETER\_INVALID\_MESSAGE\_LENGTH  
5016 DIAMETER\_INVALID\_AVP\_BIT\_COMBO  
5017 DIAMETER\_NO\_COMMON\_SECURITY  
5021 BINDING-FAILURE  
5030 DIAMETER\_USER\_UNKNOWN  
5031 DIAMETER\_RATING\_FAILED  
5041 MODIFICATION-FAILURE  
5061 INVALID\_SERVICE\_INFORMATION  
5062 FILTER\_RESTRICTIONS  
5063 REQUESTED\_SERVICE\_NOT\_AUTHORIZED  
5064 DUPLICATED\_AF\_SESSION  
5065 IP\_CAN\_SESSION\_NOT\_AVAILABLE  
5066 UNAUTHORIZED\_NON\_EMERGENCY\_SESSION  
5067 UNAUTHORIZED\_SPONSORED\_DATA\_CONNECTIVITY  
5100 DIAMETER\_ERROR\_USER\_DATA\_NOT\_RECOGNIZED  
5101 DIAMETER\_ERROR\_OPERATION\_NOT\_ALLOWED  
5102 DIAMETER\_ERROR\_USER\_DATA\_CANNOT\_BE\_READ  
5103 DIAMETER\_ERROR\_USER\_DATA\_CANNOT\_BE\_MODIFIED  
5104 DIAMETER\_ERROR\_USER\_DATA\_CANNOT\_BE\_NOTIFIED  
5106 DIAMETER\_ERROR\_SUBS\_DATA\_ABSENT  
5107 DIAMETER\_ERROR\_NO\_SUBSCRIPTION\_TO\_DATA  
5108 DIAMETER\_ERROR\_DSAI\_NOT\_AVAILABLE

5120 DIAMETER\_ERROR\_START\_INDICATION  
5121 DIAMETER\_ERROR\_STOP\_INDICATION  
5122 DIAMETER\_ERROR\_UNKNOWN\_MBMS\_BEARER\_SERVICE  
5123 DIAMETER\_ERROR\_SERVICE\_AREA  
5140 DIAMETER\_ERROR\_INITIAL\_PARAMETERS  
5141 DIAMETER\_ERROR\_TRIGGER\_EVENT  
5142 DIAMETER\_PCC\_RULE\_EVENT  
5143 DIAMETER\_ERROR\_BEARER\_NOT\_AUTHORIZED  
5144 DIAMETER\_ERROR\_TRAFFIC\_MAPPING\_INFO\_REJECTED  
5145 DIAMETER\_QOS\_RULE\_EVENT  
5147 DIAMETER\_ERROR\_CONFLICTING\_REQUEST  
5199 DIAMETER\_NEWER\_SESSION\_DETECTED  
5420 ERROR\_UNKNOWN\_EPS\_SUBSCRIPTION  
5421 ERROR\_RAT\_NOT\_ALLOWED  
5402 ERROR\_ROAMING\_NOT\_ALLOWED  
5422 ERROR\_EQUIPMENT\_UNKNOWN  
5198 DIAMETER\_OVERLOAD\_RETRY\_NOT\_ALLOWED\_TO\_ANY  
5999 DIAMETER\_GX\_APN\_CHANGE  
5510 DIAMETER\_ERROR\_UNAUTHORIZED\_REQUESTING\_ENTITY  
5511 DIAMETER\_ERROR\_UNAUTHORIZED\_SERVICE  
5513 DIAMETER\_ERROR\_CONFIGURATION\_EVENT\_STORAGE\_NOT\_SUCCESSFUL  
5514 DIAMETER\_ERROR\_CONFIGURATION\_EVENT\_NON\_EXISTANT  
5650 DIAMETER\_ERROR\_REQUESTED\_LOCATION\_NOT\_SERVED  
5651 DIAMETER\_ERROR\_INVALID\_EPS\_BEARER  
5998 DIAMETER\_ERROR\_NIDD\_CONFIGURATION\_NOT\_AVAILABLE  
5997 DIAMETER\_ERROR\_SCEF\_REFERENCE\_ID\_UNKNOWN  
5653 DIAMETER\_ERROR\_USER\_TEMPORARILY\_UNREACHABLE  
4221 DIAMETER\_ERROR\_UNREACHABLE\_USER  
**AVP Flag M**

## Expiration-Date

This AVP contains information on when the subscription to the CSG-Id expires.

**Vendor ID** 10415

**VSA Type** 1439

**AVP Type** TIME

**AVP Flag** M

## Expires

This AVP contains the content of the "Expires" header.

**Vendor ID** 10415

**VSA Type** 888

**AVP Type** UINT32

**AVP Flag** M

## Exponent

This AVP contains the exponent value to be applied for the Value-Digit AVP within the Unit-Value AVP.

**Vendor ID** 0

**VSA Type** 429

**AVP Type** INT32

**AVP Flag** M

## Extended-APN-AMBR-DL

Extended-APN-AMBR-DL

**Vendor ID** 10415

**VSA Type** 2848

**AVP Type** UINT32

**AVP Flag** M

## Extended-APN-AMBR-UL

Extended-APN-AMBR-UL

**Vendor ID** 10415

**VSA Type** 2849

**AVP Type** UINT32

**AVP Flag** M

## Extended-Max-Requested-BW-DL

Extended-Max-Requested-BW-DL

**Vendor ID** 10415



**VSA Type** 554

**AVP Type** UINT32

**AVP Flag** M

## Extended-Max-Requested-BW-UL

Extended-Max-Requested-BW-DL

**Vendor ID** 10415

**VSA Type** 555

**AVP Type** UINT32

**AVP Flag** M

## Extended-GBR-DL

Extended-GBR-DL

**Vendor ID** 10415

**VSA Type** 2850

**AVP Type** UINT32

**AVP Flag** M

## Extended-GBR-UL

Extended-GBR-UL

**Vendor ID** 10415

**VSA Type** 2851

**AVP Type** UINT32

**AVP Flag** M

## Ext-PDP-Address

Ext-PDP-Address

**Vendor ID** 10415

**VSA Type** 1621

**AVP Type** ADDRESS

**AVP Flag** M

## Ext-PDP-Type

Ext-PDP-Type

**Vendor ID** 10415  
**VSA Type** 1620  
**AVP Type** OCTETSTRING  
**AVP Flag** M

## Extended-PCO

Extended-PCO  
**Vendor ID** 10415  
**VSA Type** 4313  
**AVP Type** OCTETSTRING  
**AVP Flag** M

## Extended-QoS-Filter-Rule

This AVP identifies one or more traffic flows together with a set of QoS parameters that should be applied to the flow(s) by the Resource Management Function.

**Vendor ID** 0  
**VSA Type** 6066  
**AVP Type** UINT32  
**AVP Flag** M

## External-Client

This AVP contains the identities of the external clients that are allowed to locate a target UE for a MT-LR.

**Vendor ID** 10415  
**VSA Type** 1479  
**AVP Type** GROUPED  
Supported group value(s):  
[ CLIENT\_IDENTITY ]  
[ GMLC\_RESTRICTION ]  
[ NOTIFICATION\_TO\_UE\_USER ]  
**AVP Flag** M

## External-Identifier

External-Identifier  
**Vendor ID** 10415

**VSA Type** 3111  
**AVP Type** UTF8STRING  
**AVP Flag** M

## FID

This AVP contains the Flow Correlation ID.

**Vendor ID** 10415  
**VSA Type** 7003  
**AVP Type** OCTETSTRING  
**AVP Flag** M

## Failed-AVP

This AVP contains the missing and/or unsupported AVPs that caused the failure.

**Vendor ID** 0  
**VSA Type** 279  
**AVP Type** GROUPED  
Supported group value(s): none  
**AVP Flag** M

## Failed-Preload-Obj-Name

Failed-Preload-Obj-Name  
**Vendor ID** 9  
**VSA Type** 131191  
**AVP Type** ENUM  
Supported group value(s):  
[ POLICY\_PRELOAD\_ERROR\_CODE ]  
[ POLICY\_MAP\_NAME ]  
[ BILLING\_POLICY\_NAME ]  
[ CONTENT\_NAME ]  
[ SERVICE\_NAME ]  
[ BILLING\_PLAN\_NAME ]  
**AVP Flag** M

## Failed-Preload-Object

Failed-Preload-Object

**Vendor ID** 9

**VSA Type** 131152

**AVP Type** GROUPED

Supported group value(s):

[ POLICY\_PRELOAD\_OBJECT\_TYPE ]

[ FAILED\_PRELOAD\_OBJ\_NAME ]

**AVP Flag** M

## Feature-List

This AVP contains a bit mask indicating the supported features of an application.

**Vendor ID** 10415

**VSA Type** 630

**AVP Type** UINT32

**AVP Flag** M

## Feature-List-ID

This AVP contains the identity of the featured list.

**Vendor ID** 10415

**VSA Type** 629

**AVP Type** UINT32

**AVP Flag** M

## Feature-List-ID-Resp

This AVP contains the identity of the featured list.

**Vendor ID** 10415

**VSA Type** 629

**AVP Type** UINT32

**AVP Flag** N/A

## Feature-List-Resp

This AVP contains a bit mask indicating the supported features of an application.

**Vendor ID** 10415

**VSA Type** 630

**AVP Type** UINT32

**AVP Flag** N/A

## Filter-Id

This AVP contains the name of the filter list for the user.

**Vendor ID** 0

**VSA Type** 11

**AVP Type** UTF8STRING

**AVP Flag** M

## Filter-Rule

Filter-Rule

**Vendor ID** 0

**VSA Type** 509

**AVP Type** UINT32

**AVP Flag** M

## Final-Unit-Action

This AVP defines the behavior of the service element when the user's account cannot cover the cost of the service.

**Vendor ID** 0

**VSA Type** 449

**AVP Type** ENUM

Supported enumerated value(s):

0 TERMINATE

1 REDIRECT

2 RESTRICT\_ACCESS

**AVP Flag** M

## Final-Unit-Indication

This AVP indicates that the Granted-Service-Unit AVP in the Credit-Control-Answer, or in the AA answer, contains the final units for the service.

**Vendor ID** 0

**VSA Type** 430

**AVP Type** GROUPED

Supported group value(s):

[ FINAL\_UNIT\_ACTION ]

[ RESTRICTION\_FILTER\_RULE ]

[ FILTER\_ID ]

[ REDIRECT\_SERVER ]

**AVP Flag** M

## Firmware-Revision

Support for Vendor Specific Applications.

**Vendor ID** 0

**VSA Type** 267

**AVP Type** UINT32

**AVP Flag** N/A

## First-Packet-Timestamp

First-Packet-Timestamp

**Vendor ID** 9

**VSA Type** 131158

**AVP Type** UINT32

**AVP Flag** N/A

## Flow-Description

This AVP contains the service flow filter parameters for a charging rule.

**Vendor ID** 10415

**VSA Type** 507

**AVP Type** IPFILTERRULE

**AVP Flag** M

## Flow-Description-Info

This grouped AVP is used within the Flow-Info AVP to identify a flow and associated precedence value from the AGW to the PCRF.

**Vendor ID** 5535

**VSA Type** 1022

**AVP Type** GROUPED

Supported group value(s):

[ FLOW\_DESCRIPTION ]

[ PRECEDENCE ]

**AVP Flag** M

## Flow-Direction

This AVP indicates the direction/directions that a filter is applicable, downlink only, uplink only or both down- and uplink (bidirectional).

**Vendor ID** 10415

**VSA Type** 1080

**AVP Type** ENUM

Supported enumerated value(s):

0 UNSPECIFIED

1 DOWNLINK

2 UPLINK

3 BIDIRECTIONAL

**AVP Flag** M

## Flow-Grouping

This AVP indicates that no other IP Flows shall be transported together with the listed IP Flows in the same PDP context(s).

**Vendor ID** 10415

**VSA Type** 508

**AVP Type** GROUPED

Supported group value(s):

[ FLOWS ]

**AVP Flag** M

## Flow-Identifier

This AVP contains the identifier of the IP flow(s) of a given Flow-Info to which specific information refers.

**Vendor ID** 5535

**VSA Type** 1008

**AVP Type** OCTETSTRING

**AVP Flag** M

## Flow-Info

This AVP contains the customized information of the IP flow(s). This is a unique identifier within the context of an IP-CAN session for the IP flow(s) given within the same Flow-Info AVP. The flow identifier is selected by AGW. The Flow-Description AVP(s) describe the flow using an IPFilterRule. If two Flow-Description AVPs are included, one shall represent the uplink and the other the downlink.

**Vendor ID** 5535

**VSA Type** 1007

**AVP Type** GROUPED

Supported group value(s):

[ FLOW\_IDENTIFIER ]

[ FLOW\_DESCRIPTION\_INFO ]

[ REQUESTED\_QOS ]

[ GRANTED\_QOS ]

[ FLOW\_STATUS ]

**AVP Flag** M

## Flow-Information

This AVP contains the information from a single IP flow packet filter including the flow description.

**Vendor ID** 10415

**VSA Type** 1058

**AVP Type** GROUPED

Supported group value(s):

[ FLOW\_DESCRIPTION ]

[ PACKET\_FILTER\_IDENTIFIER ]

[ TOS\_TRAFFIC\_CLASS ]

[ SECURITY\_PARAMETER\_INDEX ]

[ FLOW\_LABEL ]

[ FLOW\_DIRECTION ]

**AVP Flag** M

## Flow-Label

This AVP contains the IPv6 flow label header field.

**Vendor ID** 10415

**VSA Type** 1057

**AVP Type** OCTETSTRING



**AVP Flag** M

## Flow-Number

This AVP contains the ordinal number of the IP flow(s).

**Vendor ID** 10415

**VSA Type** 509

**AVP Type** UINT32

**AVP Flag** M

## Flow-Operation

This AVP indicates the IP-CAN flow event that causes a request for PCC rules.

**Vendor ID** 5535

**VSA Type** 1006

**AVP Type** ENUM

Supported enumerated value(s):

0 TERMINATION

1 ESTABLISHMENT

2 MODIFICATION

**AVP Flag** M

## Flow-Status

This AVP indicates whether the IP flow(s) are enabled or disabled.

**Vendor ID** 10415

**VSA Type** 511

**AVP Type** ENUM

Supported enumerated value(s):

0 ENABLED-UPLINK

1 ENABLED-DOWNLINK

2 ENABLED

3 DISABLED

4 REMOVED

5 TERMINATE

**AVP Flag** M

## Flow-Status-Policy-Mismatch

Flow-Status-Policy-Mismatch

**Vendor ID** 9

**VSA Type** 131164

**AVP Type** ENUM

Supported enumerated value(s):

0 FORWARD

1 BLOCK

**AVP Flag** M

## Flow-Usage

This AVP contains information about the usage of IP Flows.

**Vendor ID** 10415

**VSA Type** 512

**AVP Type** ENUM

Supported enumerated value(s):

0 NO\_INFORMATION

1 RTCP

2 AF\_SIGNALLING

**AVP Flag** M

## Flows

This AVP contains the flow identifiers of the IP flows related to a charging rule as provided by the Application Function (AF).

**Vendor ID** 10415

**VSA Type** 510

**AVP Type** GROUPED

Supported group value(s):

[ MEDIA\_COMPONENT\_NUMBER ]

[ FLOW\_NUMBER ]

**AVP Flag** M

## Framed-Appletalk-Link

This AVP contains the AppleTalk network number that should be used for the serial link to the user, which is another AppleTalk router.

**Vendor ID** 0

**VSA Type** 37

**AVP Type** UINT32

**AVP Flag** M

## Framed-Appletalk-Network

This AVP contains the AppleTalk Network number that the NAS should probe to allocate an AppleTalk node for the user.

**Vendor ID** 0

**VSA Type** 38

**AVP Type** UINT32

**AVP Flag** M

## Framed-Appletalk-Zone

This AVP contains the AppleTalk Default Zone to be used for the user.

**Vendor ID** 0

**VSA Type** 39

**AVP Type** OCTETSTRING

**AVP Flag** M

## Framed-Compression

This AVP contains the compression protocol to be used for the link.

**Vendor ID** 0

**VSA Type** 13

**AVP Type** ENUM

Supported enumerated value(s):

0 None

1 VJ\_TCP-IP\_header\_compression

2 IPX-header-compression

3 Stac-LZS-compression

**AVP Flag** M

## Framed-IP-Address

This AVP contains an IPv4 address of the type specified in the attribute value to be configured for the user.

**Vendor ID** 0

**VSA Type** 8

**AVP Type** OCTETSTRING

**AVP Flag** M

## Framed-IP-Netmask

This AVP contains the four octets of the IPv4 netmask to be configured for the user when the user is a router to a network.

**Vendor ID** 0

**VSA Type** 9

**AVP Type** OCTETSTRING

**AVP Flag** M

## Framed-IPX-Network

This AVP contains the IPX network number to be configured for the user.

**Vendor ID** 0

**VSA Type** 23

**AVP Type** UIN32

**AVP Flag** M

## Framed-IPv6-Pool

This AVP contains the name of an assigned pool that must be used to assign an IPv6 prefix for the user.

**Vendor ID** 0

**VSA Type** 100

**AVP Type** OCTETSTRING

**AVP Flag** M

## Framed-IPv6-Prefix

This AVP contains the IPv6 prefix to be configured for the user. One or more AVPs MAY be used in authorization requests as a hint to the server that a specific IPv6 prefixes are desired.

**Vendor ID** 0

**VSA Type** 97

**AVP Type** OCTETSTRING

**AVP Flag** M

## Framed-IPv6-Route

This AVP contains the ASCII routing information to be configured for the user on the NAS.

**Vendor ID** 0

**VSA Type** 99

**AVP Type** UTF8STRING

**AVP Flag** N/A

## Framed-Interface-Id

This AVP contains the IPv6 interface identifier to be configured for the user.

**Vendor ID** 0

**VSA Type** 96

**AVP Type** UINT64

**AVP Flag** M

## Framed-MTU

This AVP contains the Maximum Transmission Unit (MTU) to be configured for the user, when it is not negotiated by some other means (such as PPP).

**Vendor ID** 0

**VSA Type** 12

**AVP Type** UINT32

**AVP Flag** M

## Framed-Pool

This AVP contains the name of an assigned address pool that should be used to assign an address for the user.

**Vendor ID** 0

**VSA Type** 88

**AVP Type** OCTETSTRING

**AVP Flag** M

## Framed-Protocol

This AVP contains the framing to be used for framed access.

**Vendor ID** 0

**VSA Type** 7

**AVP Type** ENUM

Supported enumerated value(s):

1 PPP

2 SLIP

3 AppleTalk-Remote-Access-Protocol\_ARAP

4 Gandalf-proprietary-SingleLink\_MultiLink-protocol

5 Xylogics-proprietary\_IPX-SLIP

6 X75-Synchronous

**AVP Flag** M

## Framed-Route

This AVP contains the ASCII routing information to be configured for the user on the NAS.

**Vendor ID** 0

**VSA Type** 22

**AVP Type** UTF8STRING

**AVP Flag** M

## Framed-Routing

This AVP contains the routing method for the user when the user is a router to a network.

**Vendor ID** 0

**VSA Type** 10

**AVP Type** ENUM

Supported enumerated value(s):

0 None

1 Send-routing-packets

2 Listen-for-routing-packets

3 Send-and-Listen

**AVP Flag** M

## From-SIP-Header

This AVP contains the information in the "From" header

**Vendor ID** 10415

**VSA Type** 644  
**AVP Type** OCTETSTRING  
**AVP Flag** N/A

## G-S-U-Pool-Identifier

Specifies the credit pool from which credit is drawn for this unit type.

**Vendor ID** 0  
**VSA Type** 453  
**AVP Type** UINT32  
**AVP Flag** M

## G-S-U-Pool-Reference

This AVP contains a reference to a credit pool, a unit-type and a multiplier (using the Unit-Value AVP). It is used within Granted-Service-Units AVP to indicate that credit Service-Units AVP to indicate that credit of a particular type is pooled.

**Vendor ID** 0  
**VSA Type** 457  
**AVP Type** GROUPED  
Supported group value(s):  
[ G\_S\_U\_POOL\_IDENTIFIER ]  
[ CC\_UNIT\_TYPE ]  
[ UNIT\_VALUE ]  
**AVP Flag** M

## GERAN-Vector

This AVP contains Authentication Information for GERAN.

**Vendor ID** 10415  
**VSA Type** 6019  
**AVP Type** GROUPED  
Supported group value(s):  
[ ITEM\_NUMBER ]  
[ RAND ]  
[ SRES ]  
[ KC\_KEY ]  
**AVP Flag** M

## GGSN-Address

This AVP contains IP address of the GGSN used by the GTP control plane for context establishment. It is the same as the IP-address of the GGSN that generated the GPRS Charging ID used in the GCDRs.

**Vendor ID** 10415

**VSA Type** 847

**AVP Type** ADDRESS

**AVP Flag** M

## GMLC-Address

This AVP contains the IPv4 or IPv6 address of the V-GMLC associated with the serving node.

**Vendor ID** 10415

**VSA Type** 1474

**AVP Type** OCTETSTRING

**AVP Flag** M

## GMLC-Number

This AVP contains the ISDN number of the GMLC.

**Vendor ID** 10415

**VSA Type** 1474

**AVP Type** OCTETSTRING

**AVP Flag** M

## GMLC-Restriction

This attribute contains GMLC Restriction List.

**Vendor ID** 10415

**VSA Type** 1481

**AVP Type** ENUM

Supported enumerated value(s):

0 GMLC\_LIST

1 HOME\_COUNTRY

**AVP Flag** M

## GMM-Cause

GMM-Cause



**Vendor ID** 10415  
**VSA Type** 4304  
**AVP Type** UINT32  
**AVP Flag** M

## GPRS-Subscription-Data

This AVP contains the information related to the user profile relevant for GPRS.

**Vendor ID** 10415  
**VSA Type** 1467  
**AVP Type** GROUPED  
Supported group value(s):  
[ COMPLETE\_DATA\_LIST\_INCLUDED\_INDICATOR ]  
[ PDP\_CONTEXT ]  
**AVP Flag** M

## Geodetic-Information

This AVP provides geodetic location information of the user.

**Vendor ID** 10415  
**VSA Type** 1609  
**AVP Type** OCTETSTRING  
**AVP Flag** M

## Geographical-Information

This AVP contains geographical location information of the user.

**Vendor ID** 10415  
**VSA Type** 1608  
**AVP Type** OCTETSTRING  
**AVP Flag** M

## Geospatial-Location

This AVP contains location information using the Location Configuration Information (LCI) format.

**Vendor ID** 13019  
**VSA Type** 356  
**AVP Type** OCTETSTRING

**AVP Flag** M

## Globally-Unique-Address

This AVP contains the UE's address.

**Vendor ID** 13019

**VSA Type** 300

**AVP Type** GROUPED

Supported group value(s):

[ FRAMED\_IP\_ADDRESS ]

[ ADDRESS\_REALM ]

**AVP Flag** M

## Granted-QoS

It is used within the Flow-Info AVP to indicate the QoS granted to the UE for a particular IP flow in the high rate packet data radio access network.

**Vendor ID** 5535

**VSA Type** 1011

**AVP Type** GROUPED

Supported group value(s):

[ QOS\_CLASS ]

[ MIN\_BANDWIDTH\_UL ]

[ MIN\_BANDWIDTH\_DL ]

**AVP Flag** M

## Granted-Service-Unit

This AVP contains the amount of units that the Diameter credit-control client can provide to the end user until the service must be released or the new Credit-Control-Request must be sent.

**Vendor ID** 0

**VSA Type** 431

**AVP Type** GROUPED

Supported group value(s):

[ TARIFF\_TIME\_CHANGE ]

[ TARIFF\_CHANGE\_USAGE ]

[ CC\_TIME ]

[ CC\_MONEY ]

[ CC\_TOTAL\_OCTETS ]  
[ CC\_INPUT\_OCTETS ]  
[ CC\_OUTPUT\_OCTETS ]  
[ CC\_SERVICE\_SPECIFIC\_UNITS ]  
**AVP Flag** M

## Guaranteed-Bitrate-DL

This AVP contains the guaranteed bit rate allowed for the downlink direction.

**Vendor ID** 10415  
**VSA Type** 1025  
**AVP Type** UINT32  
**AVP Flag** M

## Guaranteed-Bitrate-UL

This AVP contains the guaranteed bit rate allowed for the uplink direction.

**Vendor ID** 10415  
**VSA Type** 1026  
**AVP Type** UINT32  
**AVP Flag** M

## Hash-Value

Hash-Value  
**Vendor ID** 9  
**VSA Type** 132080  
**AVP Type** OCTETSTRING  
**AVP Flag** N/A

## HPLMN-ODB

This AVP contains a bit mask indicating the HPLMN specific services of a subscriber that are barred by the operator.

**Vendor ID** 10415  
**VSA Type** 1418  
**AVP Type** UINT32  
**AVP Flag** M

## Header-Class

Header-Class

**Vendor ID** 9

**VSA Type** 131223

**AVP Type** ENUM

Supported group value(s):

[ HEADER\_CLASS\_NAME ]

[ HEADER\_CLASS\_MODE ]

**AVP Flag** M

## Header-Class-Mode

Header-Class-Mode

**Vendor ID** 9

**VSA Type** 131222

**AVP Type** ENUM

Supported enumerated value(s):

0 EXCLUDE

1 INCLUDE

**AVP Flag** M

## Header-Class-Name

Header-Class-Name

**Vendor ID** 9

**VSA Type** 131221

**AVP Type** UTF8STRING

**AVP Flag** M

## Header-Field-Name

Header-Field-Name

**Vendor ID** 9

**VSA Type** 131220

**AVP Type** UTF8STRING

**AVP Flag** M

## Header-Group-Definition

Header-Group-Definition

**Vendor ID** 9

**VSA Type** 131216

**AVP Type** GROUPED

Supported group value(s):

[ HEADER\_GROUP\_NAME ]

[ HEADER\_INSERT\_NAME ]

**AVP Flag** M

## Header-Group-Install

Header-Group-Install

**Vendor ID** 9

**VSA Type** 131217

**AVP Type** GROUPED

Supported group value(s):

[ HEADER\_GROUP\_DEFINITION ]

**AVP Flag** M

## Header-Group-Name

Header-Group-Name

**Vendor ID** 9

**VSA Type** 131215

**AVP Type** UTF8STRING

**AVP Flag** M

## Header-Group-Remove

Header-Group-Remove

**Vendor ID** 9

**VSA Type** 131218

**AVP Type** GROUPED

Supported group value(s):

[ HEADER\_GROUP\_NAME ]

**AVP Flag** M

## Header-Insert-Definition

Header-Insert-Definition

**Vendor ID** 9

**VSA Type** 131231

**AVP Type** GROUPED

Supported group value(s):

[ HEADER\_INSERT\_NAME ]

[ HEADER\_FIELD\_NAME ]

[ HEADER\_CLASS ]

[ HEADER\_ITEM\_CONTAINER ]

**AVP Flag** M

## Header-Insert-Install

Header-Insert-Install

**Vendor ID** 9

**VSA Type** 131232

**AVP Type** GROUPED

Supported group value(s):

[ HEADER\_INSERT\_DEFINITION ]

**AVP Flag** M

## Header-Insert-Name

Header-Insert-Name

**Vendor ID** 9

**VSA Type** 131219

**AVP Type** UTF8STRING

**AVP Flag** M

## Header-Insert-Remove

Header-Insert-Remove

**Vendor ID** 9

**VSA Type** 131233

**AVP Type** GROUPED

Supported group value(s):

[ HEADER\_INSERT\_NAME ]

**AVP Flag** M

## Header-Item

Header-Item

**Vendor ID** 9

**VSA Type** 131228

**AVP Type** ENUM

Supported enumerated value(s):

0 TIMESTAMP

1 QUOTA\_SERVER

**AVP Flag** M

## Header-Item-Container

Header-Item-Container

**Vendor ID** 9

**VSA Type** 131230

**AVP Type** GROUPED

Supported group value(s):

[ HEADER\_ITEM\_ENCRYPTION ]

[ HEADER\_ITEM ]

[ HEADER\_ITEM\_STRING ]

[ HEADER\_ITEM\_RADIUS ]

**AVP Flag** M

## Header-Item-Encryption

Header-Item-Encryption

**Vendor ID** 9

**VSA Type** 131242

**AVP Type** ENUM

Supported enumerated value(s):

0 UNENCRYPTED

1 ENCRYPTED

**AVP Flag** M

## Header-Item-Radius

Header-Item-Radius

**Vendor ID** 9

**VSA Type** 131227

**AVP Type** GROUPED

Supported group value(s):

[ RADIUS\_ATTRIBUTE\_TYPE ]

[ RADIUS\_VSA\_VENDOR\_ID ]

[ RADIUS\_VSA\_SUBATTRIBUTE\_TYPE ]

**AVP Flag** M

## Header-Item-String

Header-Item-String

**Vendor ID** 9

**VSA Type** 131229

**AVP Type** UTF8STRING

**AVP Flag** M

## Home-Agent

This AVP contains the HA IPv4 address that the MS requests or the HA IPv4 address that the H-AAA assigns.

**Vendor ID** 5535

**VSA Type** 3

**AVP Type** ADDRESS

**AVP Flag** M

## Homogeneous-Support-of-IMS-Voice-Over-PS-Sessions

Homogeneous-Support-of-IMS-Voice-Over-PS-Sessions

**Vendor ID** 10415

**VSA Type** 1493

**AVP Type** ENUM

Supported enumerated value(s):

0 NOT\_SUPPORTED

1 SUPPORTED

**AVP Flag** M



## Horizontal-Accuracy

This AVP is of type Unsigned32. Bits 6-0 correspond to Uncertainty Code defined in 3GPP TS 23.032. The horizontal location error should be less than the error indicated by the uncertainty code with 67% confidence. Bits 7 to 31 can be ignored.

**Vendor ID** 10415

**VSA Type** 2505

**AVP Type** UINT32

**AVP Flag** M

## Host-IP-Address

This AVP contains IP address of the mobile station.

**Vendor ID** 0

**VSA Type** 257

**AVP Type** ADDRESS

**AVP Flag** M

## HSS-ID

HSS-ID

**Vendor ID** 10415

**VSA Type** 3325

**AVP Type** OCTETSTRING

**AVP Flag** N/A

## ICS-Indicator

ICS-Indicator

**Vendor ID** 10415

**VSA Type** 1491

**AVP Type** ENUM

Supported enumerated value(s):

0 FALSE

1 TRUE

**AVP Flag** M

## IDA-Flags

The IDA-Flags AVP contains a bit mask.

**Vendor ID** 10415

**VSA Type** 1441

**AVP Type** UINT32

**AVP Flag** M

## IDR-Flags

This AVP contains a bit mask.

**Vendor ID** 10415

**VSA Type** 1490

**AVP Type** UINT32

**AVP Flag** M

## IMEI

This AVP contains the International Mobile Equipment Identity (IMEI).

**Vendor ID** 10415

**VSA Type** 6003

**AVP Type** UTF8STRING

**AVP Flag** M

## IMS-Charging-Identifier

This AVP contains the IMS Charging Identifier (ICID) as generated by an IMS node for a SIP session.

**Vendor ID** 10415

**VSA Type** 841

**AVP Type** UTF8STRING

**AVP Flag** M

## IMS-Communication-Service-Identifier

This AVP contains the IMS Communication Service Identifier (ICSI) as contained in the P-Asserted-Service header of a SIP request to identify an IMS Communication Service as defined in TS 24.229.

**Vendor ID** 10415

**VSA Type** 1281

**AVP Type** UTF8STRING

**AVP Flag M**

## IMS-Information

This grouped AVP allows the transmission of additional IMS service specific information elements.

**Vendor ID** 10415

**VSA Type** 876

**AVP Type** GROUPED

Supported group value(s):

[ EVENT\_TYPE ]

[ ROLE\_OF\_NODE ]

[ NODE\_FUNCTIONALITY ]

[ USER\_SESSION\_ID ]

[ CALLING\_PARTY\_ADDRESS ]

[ CALLED\_PARTY\_ADDRESS ]

[ CALLED\_ASSERTED\_IDENTITY ]

[ ASSOCIATED\_URI ]

[ TIME\_STAMPS ]

[ APPLICATION\_SERVER\_INFORMATION ]

[ INTER\_OPERATOR\_IDENTIFIER ]

[ IMS\_CHARGING\_IDENTIFIER ]

[ IMS\_COMMUNICATION\_SERVICE\_IDENTIFIER ]

[ ONLINE\_CHARGING\_FLAG ]

[ SDP\_SESSION\_DESCRIPTION ]

[ SDP\_MEDIA\_COMPONENT ]

[ MESSAGE\_BODY ]

[ CAUSE\_CODE ]

[ ACCESS\_NETWORK\_INFORMATION ]

[ EARLY\_MEDIA\_DESCRIPTION ]

[ REAL\_TIME\_TARIFF\_INFORMATION ]

**AVP Flag M**

## IMS-Voice-Over-PS-Sessions-Supported

IMS-Voice-Over-PS-Sessions-Supported

**Vendor ID** 10415

**VSA Type** 1492

**AVP Type** ENUM

Supported enumerated value(s):

0 NOT\_SUPPORTED

1 SUPPORTED

**AVP Flag** M

## IMSI-Unauthenticated-Flag

This AVP indicates whether or not the served IMSI is authenticated.

**Vendor ID** 10415

**VSA Type** 2308

**AVP Type** ENUM

Supported enumerated value(s):

0 AUTHENTICATED

1 UNAUTHENTICATED

**AVP Flag** M

## IP-CAN-Type

This AVP indicate the type of Connectivity Access Network in which the user is connected.

**Vendor ID** 10415

**VSA Type** 1027

**AVP Type** ENUM

Supported enumerated value(s):

0 3GPP-GPRS

1 DOCSIS

2 xDSL

3 WiMAX

4 3GPP2

5 3GPP-EPS

6 NON-3GPP-EPS

**AVP Flag** M

## IP-MMS

IP mobility selector.

**Vendor ID** 10415  
**VSA Type** 6076  
**AVP Type** UINT32  
**AVP Flag** M

## IP-Realm-Default-Indication

IP-Realm-Default-Indication  
**Vendor ID** 10415  
**VSA Type** 2603  
**AVP Type** ENUM  
Supported enumerated value(s): none  
**AVP Flag** M

## IP-SM-GW-SM-Delivery-Outcome

IP-SM-GW-SM-Delivery-Outcome  
**Vendor ID** 10415  
**VSA Type** 3320  
**AVP Type** GROUPED  
Supported group value(s):  
[ SM\_DELIVERY\_CAUSE ]  
[ ABSENT\_USER\_DIAGNOSTIC\_SM ]  
**AVP Flag** M

## IP-Version-Authorized

This AVP indicates whether the MS is authorized for using IPv4 and/or IPv6.  
**Vendor ID** 5535  
**VSA Type** 11  
**AVP Type** ENUM  
Supported enumerated value(s):  
0 IPv4\_or\_IPv6  
1 IPv4\_ONLY  
2 IPv6\_ONLY  
**AVP Flag** M

## Identity-Set

This AVP contains the requested set of IMS Public identities.

**Vendor ID** 0

**VSA Type** 708

**AVP Type** ENUM

Supported enumerated value(s): none

**AVP Flag** N/A

## Identity-with-Emergency-Registration

Identity-with-Emergency-Registration

**Vendor ID** 10415

**VSA Type** 651

**AVP Type** GROUPED

Supported group value(s):

[ USER\_NAME ]

[ PUBLIC\_IDENTITY ]

[ RESTORATION\_INFO ]

**AVP Flag** N/A

## Idle-Timeout

Sets the maximum number of consecutive seconds of idle connection allowable to the user before termination of the session or before a prompt is issued.

**Vendor ID** 0

**VSA Type** 28

**AVP Type** UINT32

**AVP Flag** M

## Immediate-Response-Preferred

This AVP indicates which type of AV is requested for immediate use in the MME/SGSN.

**Vendor ID** 10415

**VSA Type** 6015

**AVP Type** UINT32

**AVP Flag** M

## Inband-Security-Id

Advertise support of the Security portion of the application.

**Vendor ID** 0

**VSA Type** 299

**AVP Type** ENUM

Supported enumerated value(s):

0 NO\_INBAND\_SECURITY

1 TLS

**AVP Flag** M

## Incoming-Trunk-Group-ID

This AVP contains the incoming PSTN leg.

**Vendor ID** 0

**VSA Type** 852

**AVP Type** UTF8STRING

**AVP Flag** M

## Initial-IMS-Charging-Identifier

Initial-IMS-Charging-Identifier

**Vendor ID** 10415

**VSA Type** 2321

**AVP Type** UTF8STRING

**AVP Flag** M

## Initial-Timeout

Initial-Timeout

**Vendor ID** 9

**VSA Type** 131107

**AVP Type** UINT32

**AVP Flag** N/A

## Integrity-Key

This AVP contains the Integrity Key (IK).

**Vendor ID** 10415

**VSA Type** 626

**AVP Type** OCTETSTRING

**AVP Flag** M

## Inter-Operator-Identifier

This AVP contains the identification of the network neighbors (originating and terminating) as exchanged via SIP signalling. The Inter-Operator-Identifier AVP contains the CIC code present in the Carrier-info message.

**Vendor ID** 10415

**VSA Type** 838

**AVP Type** GROUPED

Supported group value(s):

[ ORIGINATING\_IOI ]

[ TERMINATING\_IOI ]

**AVP Flag** M

## Interleaved

Interleaved

**Vendor ID** 9

**VSA Type** 131196

**AVP Type** ENUM

Supported enumerated value(s):

0 DISABLED

1 ENABLED

**AVP Flag** M

## Intermediate-CDR-Threshold

Intermediate-CDR-Threshold

**Vendor ID** 9

**VSA Type** 131130

**AVP Type** GROUPED

Supported group value(s):

[ CDR\_VOLUME\_THRESHOLD ]

[ CDR\_TIME\_THRESHOLD ]

**AVP Flag** M



## Item-Number

If more than one EPS Vector is included within one Authentication-Info AVP, the Item-Number AVP is present within each EPS Vector.

**Vendor ID** 10415

**VSA Type** 1419

**AVP Type** UINT32

**AVP Flag** M

## KASME

This AVP contains the KASME (EAP Authentication Vector).

**Vendor ID** 10415

**VSA Type** 1450

**AVP Type** OCTETSTRING

**AVP Flag** M

## KC-Key

This AVP contains the Cipherring Key.

**Vendor ID** 10415

**VSA Type** 1453

**AVP Type** OCTETSTRING

**AVP Flag** M

## L7-Application-Description

This AVP carries L7 information with the L7 dynamic rule. This L7 filter is used by rule matching logic.

**Vendor ID** 9

**VSA Type** 132058

**AVP Type** GROUPED

Supported group value(s):

[ L7\_PROTOCOL\_NAME ]

[ L7\_FIELD ]

[ L7\_OPERATOR ]

[ L7\_VALUE ]

[ L7\_CASE\_SENSITIVITY ]

[ L7\_CONTENT\_FILTERING\_STATE ]

**AVP Flag** N/A

## L7-Case-Sensitivity

This AVP indicates if the L7-Value field has to be compared with or without case-sensitivity.

**Vendor ID** 9

**VSA Type** 132063

**AVP Type** ENUM

Supported enumerated value(s):

1 CASE\_SENSTIVE

2 NOT\_CASE\_SENSTIVE

**AVP Flag** N/A

## L7-Content-Filtering-State

This attribute carries information about Content Filtering status (CF state) of L7 rules. This attribute indicates whether or not the ICAP functionality is enabled or disabled for L7 charging rule definition received for installation from PCRF. Based on this attribute value, the traffic matching to the dynamic rule is sent to ICAP server.

**Vendor ID** 9

**VSA Type** 132067

**AVP Type** ENUM

Supported enumerated value(s):

0 DISABLE\_CF

1 ENABLE\_CF

**AVP Flag** N/A

## L7-Field

This AVP specifies the name of field to be matched from the protocol.

**Vendor ID** 9

**VSA Type** 132060

**AVP Type** ENUM

Supported enumerated value(s):

1 URL

2 ANY-MATCH

**AVP Flag** N/A

## L7-Operator

This AVP specifies the operator to be used for matching the values.

**Vendor ID** 9

**VSA Type** 132061

**AVP Type** ENUM

Supported enumerated value(s):

1 EQUALS

2 STARTS\_WITH

3 ENDS\_WITH

4 CONTAINS

5 NOT\_EQUALS

6 NOT\_START\_WITH

7 NOT\_END\_WITH

8 NOT\_CONTAINS

**AVP Flag** N/A

## L7-Parse-Length

L7-Parse-Length

**Vendor ID** 9

**VSA Type** 131128

**AVP Type** UINT32

**AVP Flag** N/A

## L7-Parse-Protocol-Type

L7-Parse-Protocol-Type

**Vendor ID** 9

**VSA Type** 131085

**AVP Type** ENUM

Supported enumerated value(s):

0 HTTP

1 IMAP

2 OTHER

3 POP3

4 RTSP

5 SMTP  
8 SIP  
9 FTP  
10 NBAR  
11 DNS  
12 HTTP-INSERT  
**AVP Flag** M

## L7-Protocol-Name

This AVP specifies the protocol name for the application. This is an enumerated value received from PCRF.

**Vendor ID** 9

**VSA Type** 132059

**AVP Type** ENUM

Supported enumerated value(s):

1 HTTP

**AVP Flag** N/A

## L7-Value

This AVP mentions the value that is to be compared with the one received in the user packet. This is a string with length of 256 characters.

**Vendor ID** 9

**VSA Type** 132062

**AVP Type** OCTETSTRING

**AVP Flag** N/A

## LCS-Capabilities-Sets

LCS-Capabilities-Sets

**Vendor ID** 10415

**VSA Type** 2404

**AVP Type** UINT32

**AVP Flag** M

## LCS-Client-Type

LCS-Client-Type

**Vendor ID** 10415

**VSA Type** 1241

**AVP Type** ENUM

Supported enumerated value(s):

0 EMERGENCY\_SERVICES

1 VALUE\_ADDED\_SERVICES

2 PLMN\_OPERATOR\_SERVICES

3 LAWFUL\_INTERCEPT\_SERVICES

**AVP Flag** M

## LCS-Codeword

This AVP indicates the potential codeword string to send in a notification message to the UE.

**Vendor ID** 10415

**VSA Type** 2511

**AVP Type** UTF8STRING

**AVP Flag** M

## LCS-EPS-Client-Name

LCS-EPS-Client-Name

**Vendor ID** 10415

**VSA Type** 2501

**AVP Type** GROUPED

Supported group value(s):

[ LCS\_NAME\_STRING ]

[ LCS\_FORMAT\_INDICATOR ]

**AVP Flag** M

## LCS-Format-Indicator

This AVP contains the format of the LCS Client name.

**Vendor ID** 10415

**VSA Type** 1237

**AVP Type** ENUM

Supported enumerated value(s):

0 LOGICAL\_NAME

1 EMAIL\_ADDRESS  
2 MSISDN  
3 URL  
4 SIP\_URL  
**AVP Flag** M

## LCS-Info

This AVP contains LCS related information for a subscriber.

**Vendor ID** 10415

**VSA Type** 1473

**AVP Type** GROUPED

Supported group value(s):

[ GMLC\_ADDRESS ]

[ LCS\_PRIVACYEXCEPTION ]

[ MO\_LR ]

**AVP Flag** M

## LCS-Name-String

This AVP contains the LCS Client name.

**Vendor ID** 10415

**VSA Type** 1238

**AVP Type** UTF8STRING

**AVP Flag** M

## LCS-Priority

This AVP indicates the priority of the location request. The value 0 indicates the highest priority, and the value 1 indicates normal priority. All other values are treated as 1 (normal priority).

**Vendor ID** 10415

**VSA Type** 2503

**AVP Type** UINT32

**AVP Flag** M

## LCS-Privacy-Check

LCS-Privacy-Check

**Vendor ID** 10415

**VSA Type** 2512

**AVP Type** ENUM

Supported enumerated value(s):

0 ALLOWED\_WITHOUT\_NOTIFICATION

1 ALLOWED\_WITH\_NOTIFICATION

2 ALLOWED\_IF\_NO\_RESPONSE

3 RESTRICTED\_IF\_NO\_RESPONSE

4 NOT\_ALLOWED

**AVP Flag** M

## LCS-Privacy-Check-Non-Session

LCS-Privacy-Check-Non-Session

**Vendor ID** 10415

**VSA Type** 2521

**AVP Type** GROUPED

Supported group value(s):

[ LCS\_PRIVACY\_CHECK ]

**AVP Flag** M

## LCS-Privacy-Check-Session

LCS-Privacy-Check-Session

**Vendor ID** 10415

**VSA Type** 2522

**AVP Type** GROUPED

Supported group value(s):

[ LCS\_PRIVACY\_CHECK ]

**AVP Flag** M

## LCS-PrivacyException

This AVP contains the classes of LCS Client that are allowed to locate any target UE.

**Vendor ID** 10415

**VSA Type** 1475

**AVP Type** GROUPED

Supported group value(s):

[ SS\_CODE ]

[ SS\_STATUS ]

[ NOTIFICATION\_TO\_UE\_USER ]

[ EXTERNAL\_CLIENT ]

[ PLMN\_CLIENT ]

[ SERVICE\_TYPE ]

**AVP Flag** M

## LCS-QoS

LCS-QoS

**Vendor ID** 10415

**VSA Type** 2504

**AVP Type** GROUPED

Supported group value(s):

[ LCS\_QOS\_CLASS ]

[ HORIZONTAL\_ACCURACY ]

[ VERTICAL\_ACCURACY ]

[ VERTICAL\_REQUESTED ]

[ RESPONSE\_TIME ]

**AVP Flag** M

## LCS-QoS-Class

LCS-QoS-Class

**Vendor ID** 10415

**VSA Type** 2523

**AVP Type** ENUM

Supported enumerated value(s):

0 ASSURED

**AVP Flag** M

## LCS-Requestor-Id-String

LCS-Requestor-Id-String

**Vendor ID** 10415



**VSA Type** 1240  
**AVP Type** UTF8STRING  
**AVP Flag** M

## LCS-Requestor-Name

LCS-Requestor-Name  
**Vendor ID** 10415  
**VSA Type** 2502  
**AVP Type** GROUPED  
Supported group value(s):  
[ LCS\_REQUESTOR\_ID\_STRING ]  
[ LCS\_FORMAT\_INDICATOR ]  
**AVP Flag** M

## LCS-Service-Type-ID

This AVP specifies the identifier associated to one of the Service Types for which the LCS client is allowed to locate the particular UE.  
**Vendor ID** 10415  
**VSA Type** 2520  
**AVP Type** UINT32  
**AVP Flag** M

## LI-Information

This AVP holds all the other surveillance AVPs.  
**Vendor ID** 4491  
**VSA Type** 218  
**AVP Type** GROUPED  
Supported group value(s):  
[ EVENT\_MESSAGE\_TYPE ]  
[ ELEMENT\_TYPE ]  
[ ELEMENT\_ID ]  
[ TAP\_ID ]  
[ SIP\_MESSAGE ]  
[ DIRECT\_MESSAGE ]

[ DIRECTION ]  
[ DIALOG\_ID ]  
[ NEW\_DIALOG\_ID ]  
[ CORRELATE\_REASON ]  
[ BCID ]  
**AVP Flag** M

## LIPA-Permission

LIPA-Permission  
**Vendor ID** 10415  
**VSA Type** 1618  
**AVP Type** ENUM  
Supported enumerated value(s):  
0 LIPA-PROHIBITED  
1 LIPA-ONLY  
2 LIPA-CONDITIONAL  
**AVP Flag** M

## Last-Packet-Timestamp

Last-Packet-Timestamp  
**Vendor ID** 9  
**VSA Type** 131159  
**AVP Type** UINT32  
**AVP Flag** N/A

## Last-UE-Activity-Time

Last-UE-Activity-Time  
**Vendor ID** 10415  
**VSA Type** 1494  
**AVP Type** TIME  
**AVP Flag** M

## Latching-Indication

This AVP contains the latching indication.

**Vendor ID** 13019

**VSA Type** 457

**AVP Type** ENUM

Supported enumerated value(s):

0 LATCH

1 RELATCH

**AVP Flag** N/A

## Line-Identifier

This AVP contains a fixed broadband access line identifier associated with the user.

**Vendor ID** 13019

**VSA Type** 500

**AVP Type** OCTETSTRING

**AVP Flag** M

## Local-GW-Inserted-Indication

Local-GW-Inserted-Indication

**Vendor ID** 10415

**VSA Type** 2604

**AVP Type** ENUM

Supported enumerated value(s): none

**AVP Flag** M

## Local-Sequence-Number

This AVP contains the service data container sequence number; incremented by 1 for each service data container closed.

**Vendor ID** 10415

**VSA Type** 2063

**AVP Type** UINT32

**AVP Flag** M

## Location-Area-Identity

This AVP contains the location area identification of the user.

**Vendor ID** 10415

**VSA Type** 1606

**AVP Type** OCTETSTRING

**AVP Flag** M

## Location-Data

Location-Data

**Vendor ID** 0

**VSA Type** 128

**AVP Type** OCTETSTRING

**AVP Flag** N/A

## Location-Estimate

Location-Estimate

**Vendor ID** 10415

**VSA Type** 1242

**AVP Type** OCTETSTRING

**AVP Flag** M

## Location-Event

Location-Event

**Vendor ID** 10415

**VSA Type** 2518

**AVP Type** ENUM

Supported enumerated value(s):

0 EMERGENCY\_CALL\_ORIGINATION

1 EMERGENCY\_CALL\_RELEASE

2 MO\_LR

3 EMERGENCY\_CALL\_HANDOVER

**AVP Flag** M

## Location-Information

This AVP contains the location information (or a pointer to such information) in a form that is suitable for the requesting application.

**Vendor ID** 13019

**VSA Type** 350

**AVP Type** GROUPED

Supported group value(s):

[ LINE\_IDENTIFIER ]

[ CIVIC\_LOCATION ]

[ GEOSPATIAL\_LOCATION ]

**AVP Flag** M

## Location-Information-Configuration

Location-Information-Configuration

**Vendor ID** 10415

**VSA Type** 3135

**AVP Type** GROUPED

Supported group value(s):

[ MONTE\_LOCATION\_TYPE ]

[ ACCURACY ]

**AVP Flag** M

## Location-Information-Radius

Location-Information-Radius

**Vendor ID** 0

**VSA Type** 127

**AVP Type** OCTETSTRING

**AVP Flag** N/A

## Location-Type

Location-Type

**Vendor ID** 10415

**VSA Type** 2500

**AVP Type** ENUM

Supported enumerated value(s):

0 CURRENT\_LOCATION

1 CURRENT\_OR\_LAST\_KNOWN\_LOCATION

2 INITIAL\_LOCATION

3 RESERVED

5 NOTIFICATION\_VERIFICATION\_ONLY

**AVP Flag** M

## Logical-Access-Id

This AVP contains the identity of the logical access where the user equipment is connected.

**Vendor ID** 0

**VSA Type** 302

**AVP Type** OCTETSTRING

**AVP Flag** M

## Loose-Route-Indication

This AVP indicates to the S-CSCF whether or not the loose route mechanism is required to serve the registered Public User Identities.

**Vendor ID** 10415

**VSA Type** 638

**AVP Type** ENUM

Supported enumerated value(s):

0 LOOSE\_ROUTE\_NOT\_REQUIRED

1 LOOSE\_ROUTE\_REQUIRED

**AVP Flag** N/A

## MBMS-2G-3G-Indicator

This AVP indicates whether the MBMS bearer service will be delivered in 2G only, 3G only or both coverage areas.

**Vendor ID** 10415

**VSA Type** 907

**AVP Type** ENUM

Supported enumerated value(s):

0 2G

1 3G

2 2G\_AND\_3G

**AVP Flag** M

## MBMS-Access-Indicator

MBMS-Access-Indicator

**Vendor ID** 10415

**VSA Type** 923

**AVP Type** ENUM

Supported enumerated value(s):

0 UTRAN

1 E-UTRAN

2 UTRAN-AND-E-UTRAN

**AVP Flag** M

## MBMS-BMSC-SSM-IP-Address

This AVP contains the IPv4 address of BMSC for Source Specific Multicasting.

**Vendor ID** 10415

**VSA Type** 918

**AVP Type** UTF8STRING

**AVP Flag** M

## MBMS-BMSC-SSM-IPv6-Address

This AVP contains the IPv6 address of BMSC for Source Specific Multicasting.

**Vendor ID** 10415

**VSA Type** 919

**AVP Type** UTF8STRING

**AVP Flag** M

## MBMS-BMSC-SSM-UDP-Port

MBMS-BMSC-SSM-UDP-Port

**Vendor ID** 10415

**VSA Type** 926

**AVP Type** OCTETSTRING

**AVP Flag** M

## MBMS-Counting-Information

This AVP contains explicit information about whether the MBMS Counting procedures are applicable for the MBMS Service that is about to start.

**Vendor ID** 10415

**VSA Type** 914

**AVP Type** ENUM

Supported enumerated value(s):

0 COUNTING\_NOT\_APPLICABLE

1 COUNTING\_APPLICABLE

**AVP Flag** M

## MBMS-Data-Transfer-Start

MBMS-Data-Transfer-Start

**Vendor ID** 10415

**VSA Type** 929

**AVP Type** UINT64

**AVP Flag** M

## MBMS-Data-Transfer-Stop

MBMS-Data-Transfer-Stop

**Vendor ID** 10415

**VSA Type** 930

**AVP Type** UINT64

**AVP Flag** M

## MBMS-Flags

MBMS-Flags

**Vendor ID** 10415

**VSA Type** 931

**AVP Type** UINT32

**AVP Flag** M

## MBMS-Flow-Identifier

MBMS-Flow-Identifier



**Vendor ID** 10415  
**VSA Type** 920  
**AVP Type** OCTETSTRING  
**AVP Flag** M

## MBMS-GGSN-Address

This AVP contains the IPv4 address of GGSN for user plane data.

**Vendor ID** 10415  
**VSA Type** 916  
**AVP Type** UTF8STRING  
**AVP Flag** M

## MBMS-GGSN-IPv6-Address

This AVP contains the IPv6 address of GGSN for user plane data.

**Vendor ID** 10415  
**VSA Type** 917  
**AVP Type** UTF8STRING  
**AVP Flag** M

## MBMS-GW-SSM-IP-Address

MBMS-GW-SSM-IP-Address

**Vendor ID** 10415  
**VSA Type** 924  
**AVP Type** OCTETSTRING  
**AVP Flag** M

## MBMS-GW-SSM-IPv6-Address

MBMS-GW-SSM-IPv6-Address

**Vendor ID** 10415  
**VSA Type** 925  
**AVP Type** OCTETSTRING  
**AVP Flag** M

## MBMS-GW-UDP-Port

MBMS-GW-UDP-Port

**Vendor ID** 10415

**VSA Type** 927

**AVP Type** OCTETSTRING

**AVP Flag** M

## MBMS-GW-UDP-Port-Indicator

MBMS-GW-UDP-Port-Indicator

**Vendor ID** 10415

**VSA Type** 928

**AVP Type** ENUM

Supported enumerated value(s):

1 UDP-PORT-REQUIRED

**AVP Flag** M

## MBMS-HC-Indicator

MBMS-HC-Indicator

**Vendor ID** 10415

**VSA Type** 922

**AVP Type** ENUM

Supported enumerated value(s): none

**AVP Flag** M

## MBMS-Required-QoS

This AVP indicates the Quality of Service required for the MBMS bearer service.

**Vendor ID** 10415

**VSA Type** 913

**AVP Type** UTF8STRING

**AVP Flag** M

## MBMS-Service-Area

This AVP indicates the area over which the MBMS bearer service has to be distributed.

**Vendor ID** 10415

**VSA Type** 903

**AVP Type** OCTETSTRING

**AVP Flag** M

## MBMS-Service-Type

This AVP contains explicit information about the type of service that the BM-SC Start Procedure is about to start.

**Vendor ID** 10415

**VSA Type** 906

**AVP Type** ENUM

Supported enumerated value(s):

0 MULTICAST

1 BROADCAST

**AVP Flag** M

## MBMS-Session-Duration

This AVP indicates the estimated session duration, if available.

**Vendor ID** 10415

**VSA Type** 904

**AVP Type** OCTETSTRING

**AVP Flag** M

## MBMS-Session-Identity

This AVP identifies a transmission of a specific MBMS session along with TMGI.

**Vendor ID** 10415

**VSA Type** 908

**AVP Type** OCTETSTRING

**AVP Flag** M

## MBMS-Session-Repetition-number

This AVP contains the session identity repetition number of the MBMS transmission session on the Gmb interface.

**Vendor ID** 10415

**VSA Type** 912

**AVP Type** OCTETSTRING

AVP Flag M

## MBMS-StartStop-Indication

This AVP indicates whether it is session start or stop procedure.

**Vendor ID** 10415

**VSA Type** 902

**AVP Type** ENUM

Supported enumerated value(s):

0 START

1 STOP

2 UPDATE

AVP Flag M

## MBMS-Time-To-Data-Transfer

This AVP indicates the expected time between reception of the MBMS Session Start and the commencement of the MBMS Data flow.

**Vendor ID** 10415

**VSA Type** 911

**AVP Type** OCTETSTRING

AVP Flag M

## MBMS-User-Data-Mode-Indication

This AVP indicates whether the sending entity supports unicast or multicast mode of operation.

**Vendor ID** 10415

**VSA Type** 915

**AVP Type** ENUM

Supported enumerated value(s):

0 UNICAST

1 MULTICAST\_AND\_UNICAST

AVP Flag M

## MBR-Burst-Size-DL

MBR-Burst-Size-DL

**Vendor ID** 9

**VSA Type** 132010  
**AVP Type** UINT32  
**AVP Flag** N/A

## MBR-Burst-Size-UL

MBR-Burst-Size-UL  
**Vendor ID** 9  
**VSA Type** 132009  
**AVP Type** UINT32  
**AVP Flag** N/A

## MBR-Limit-Conform-Action-DL

MBR-Limit-Conform-Action-DL  
**Vendor ID** 9  
**VSA Type** 132007  
**AVP Type** GROUPED  
Supported group value(s):  
[ RATE\_LIMIT\_ACTION ]  
[ DSCP ]  
**AVP Flag** N/A

## MBR-Limit-Conform-Action-UL

MBR-Limit-Conform-Action-UL  
**Vendor ID** 9  
**VSA Type** 132005  
**AVP Type** GROUPED  
Supported group value(s):  
[ RATE\_LIMIT\_ACTION ]  
[ DSCP ]  
**AVP Flag** N/A

## MBR-Limit-Exceed-Action-DL

MBR-Limit-Exceed-Action-DL  
**Vendor ID** 9

**VSA Type** 132008

**AVP Type** GROUPED

Supported group value(s):

[ RATE\_LIMIT\_ACTION ]

[ DSCP ]

**AVP Flag** N/A

## MBR-Limit-Exceed-Action-UL

MBR-Limit-Exceed-Action-UL

**Vendor ID** 9

**VSA Type** 132006

**AVP Type** GROUPED

Supported group value(s):

[ RATE\_LIMIT\_ACTION ]

[ DSCP ]

**AVP Flag** N/A

## MEID

This AVP contains the International Mobile Equipment Identity.

**Vendor ID** 10415

**VSA Type** 6110

**AVP Type** OCTETSTRING

**AVP Flag** M

## MIP-Feature-Vector

Is added with flag values set by the Foreign Agent or by the AAAF owned by the same administrative domain as the Foreign Agent. The Foreign Agent should include MIP-Feature-Vector AVP within the AMR message it sends to the AAAF.

**Vendor ID** 10415

**VSA Type** 337

**AVP Type** UINT32

**AVP Flag** M

## MIP-Home-Agent-Address-IETF

This AVP contains the IPv6 or IPv4 address of the MIPv6 HA.

**Vendor ID** 0  
**VSA Type** 334  
**AVP Type** ADDRESS  
**AVP Flag** M

## MIP-Home-Agent-Host

This AVP contains the identity of the assigned MIPv6 HA.

**Vendor ID** 0  
**VSA Type** 348  
**AVP Type** GROUPED  
Supported group value(s):  
[ DESTINATION\_REALM ]  
[ DESTINATION\_HOST ]  
**AVP Flag** M

## MIP-Mobile-Node-Address

This AVP contains the HA assigned IPv6 or IPv4 home address of the mobile node.

**Vendor ID** 10415  
**VSA Type** 333  
**AVP Type** ADDRESS  
**AVP Flag** M

## MIP6-Agent-Info

This AVP contains necessary information to assign a HA to the MN. It can be an IP address or Fully Qualified Domain Name (FQDN).

**Vendor ID** 0  
**VSA Type** 486  
**AVP Type** GROUPED  
Supported group value(s):  
[ MIP\_HOME\_AGENT\_ADDRESS\_IETF ]  
[ MIP\_HOME\_AGENT\_HOST ]  
[ MIP6\_HOME\_LINK\_PREFIX ]  
**AVP Flag** M

## MIP6-Feature-Vector

This AVP contains the subset of the MIPv6 features supported.

**Vendor ID** 0

**VSA Type** 6062

**AVP Type** UINT64

**AVP Flag** M

## MIP6-Home-Link-Prefix

This AVP contains the Mobile IPv6 home network prefix information in a network byte order.

**Vendor ID** 0

**VSA Type** 125

**AVP Type** OCTETSTRING

**AVP Flag** M

## MME-Location-Information

This AVP contains the location information of the MME user.

**Vendor ID** 10415

**VSA Type** 1600

**AVP Type** GROUPED

Supported group value(s):

[ EUTRAN\_CELL\_GLOBAL\_IDENTITY ]

[ TRACKING\_AREA\_IDENTITY ]

[ GEOGRAPHICAL\_INFORMATION ]

[ GEODETIC\_INFORMATION ]

[ CURRENT\_LOCATION\_RETRIEVED ]

[ AGE\_OF\_LOCATION\_INFORMATION ]

**AVP Flag** M

## MME-Name

MME-Name

**Vendor ID** 10415

**VSA Type** 2402

**AVP Type** DIAMURI

**AVP Flag** M



## MME-Number-For-MT-SMS

MME-Number-For-MT-SMS

**Vendor ID** 10415

**VSA Type** 1645

**AVP Type** OCTETSTRING

**AVP Flag** N/A

## MME-SM-Delivery-Outcome

MME-SM-Delivery-Outcome

**Vendor ID** 10415

**VSA Type** 3317

**AVP Type** GROUPED

Supported group value(s):

[ SM\_DELIVERY\_CAUSE ]

[ ABSENT\_USER\_DIAGNOSTIC\_SM ]

**AVP Flag** M

## MME-Realm

MME-Realm

**Vendor ID** 10415

**VSA Type** 2408

**AVP Type** DIAMURI

**AVP Flag** M

## MME-Service-Type

MME-Service-Type

**Vendor ID** 10415

**VSA Type** 1483

**AVP Type** GROUPED

Supported group value(s):

[ SERVICETYPEIDENTITY ]

[ GMLC\_RESTRICTION ]

[ NOTIFICATION\_TO\_UE\_USER ]

**AVP Flag** M

## MME-User-State

This AVP contains the location information of the MME user.

**Vendor ID** 10415

**VSA Type** 1497

**AVP Type** GROUPED

Supported group value(s):

[ USER\_STATE ]

**AVP Flag** M

## MO-LR

This AVP contains the classes of Mobile Originating Location Request (MO-LR) for which a subscription exists for a particular MS.

**Vendor ID** 10415

**VSA Type** 1485

**AVP Type** GROUPED

Supported group value(s):

[ SS\_CODE ]

[ SS\_STATUS ]

**AVP Flag** M

## MONTE-Location-Type

MONTE-Location-Type

**Vendor ID** 10415

**VSA Type** 3136

**AVP Type** UINT32

**AVP Flag** M

## MPS-Identifier

MPS-Identifier

**Vendor ID** 10415

**VSA Type** 528

**AVP Type** OCTETSTRING

**AVP Flag** N/A

## MPS-Priority

MPS-Priority

**Vendor ID** 10415

**VSA Type** 1616

**AVP Type** UINT32

**AVP Flag** N/A

## MSC-Number

MSC-Number

**Vendor ID** 10415

**VSA Type** 2403

**AVP Type** OCTETSTRING

**AVP Flag** M

## MSC-SM-Delivery-Outcome

MSC-SM-Delivery-Outcome

**Vendor ID** 10415

**VSA Type** 3318

**AVP Type** GROUPED

Supported group value(s):

[ SM\_DELIVERY\_CAUSE ]

[ ABSENT\_USER\_DIAGNOSTIC\_SM ]

**AVP Flag** M

## MSISDN

This AVP contains an MSISDN, in international number format as described in ITU-T.

**Vendor ID** 0

**VSA Type** 701

**AVP Type** OCTETSTRING

**AVP Flag** M

## MVNO-Reseller-Id

This AVP contains the Reseller ID. This attribute is included in Gx messages like CCA-I/CCA-U and RAR messages, and also included in Gy messages like CCR-I/U/T.

**Vendor ID** 9  
**VSA Type** 131507  
**AVP Type** UTF8STRING  
**AVP Flag** N/A

## MVNO-Sub-Class-Id

This AVP contains the Sub-Class-Id. This AVP is included in Gx messages like CCA-I/CCA-U and RAR messages, and also included in Gy messages like CCR-I/U/T.

**Vendor ID** 9  
**VSA Type** 131508  
**AVP Type** UTF8STRING  
**AVP Flag** N/A

## Mandatory-Capability

This AVP contains single determined mandatory capability of an S-CSCF.

**Vendor ID** 10415  
**VSA Type** 604  
**AVP Type** UINT32  
**AVP Flag** M

## Match-String

Match-String  
**Vendor ID** 9  
**VSA Type** 131091  
**AVP Type** UTF8STRING  
**AVP Flag** M

## Max-Bandwidth

Max-Bandwidth  
**Vendor ID** 9  
**VSA Type** 131174  
**AVP Type** UINT32  
**AVP Flag** N/A

## Max-Burst-Size

Max-Burst-Size

**Vendor ID** 9

**VSA Type** 131190

**AVP Type** UINT32

**AVP Flag** N/A

## Max-Requested-Bandwidth

This AVP contains the maximum subscriber requested bandwidth.

**Vendor ID** 10415

**VSA Type** 313

**AVP Type** OCTETSTRING

**AVP Flag** M

## Max-Requested-Bandwidth-DL

This AVP indicates the maximum requested bandwidth in bits per second for a downlink IP flow.

**Vendor ID** 10415

**VSA Type** 515

**AVP Type** UINT32

**AVP Flag** M

## Max-Requested-Bandwidth-UL

This AVP indicates the maximum requested bandwidth in bits per second for an uplink IP flow.

**Vendor ID** 10415

**VSA Type** 516

**AVP Type** UINT32

**AVP Flag** M

## Max-Wait-Time

This AVP indicates the validity of the request message. It is a 4-byte value that is encoded as milliseconds and is an offset from the Origin Timestamp.

**Vendor ID** 9

**VSA Type** 132051

**AVP Type** UINT32

AVP Flag N/A

## Maximum-Latency

Maximum-Latency

**Vendor ID** 10415

**VSA Type** 3133

**AVP Type** UINT32

**AVP Flag** M

## Maximum-Number-of-Reports

Maximum-Number-of-Reports

**Vendor ID** 10415

**VSA Type** 3128

**AVP Type** UINT32

**AVP Flag** M

## Maximum-Response-Time

Maximum-Response-Time

**Vendor ID** 10415

**VSA Type** 3134

**AVP Type** UINT32

**AVP Flag** M

## Maximum-Retransmission-Time

Maximum-Retransmission-Time

**Vendor ID** 10415

**VSA Type** 3330

**AVP Type** TIME

**AVP Flag** N/A

## Maximum-Timeout

Maximum-Timeout

**Vendor ID** 9

**VSA Type** 131108

**AVP Type** UINT32

**AVP Flag** N/A

## Maximum-UE-Availability-Time

Maximum-UE-Availability-Time

**Vendor ID** 10415

**VSA Type** 3329

**AVP Type** TIME

**AVP Flag** N/A

## Media-Component-Description

This AVP contains service information for a single media component within an Application Function (AF) session.

**Vendor ID** 10415

**VSA Type** 517

**AVP Type** GROUPED

Supported group value(s):

[ MEDIA\_COMPONENT\_NUMBER ]

[ MEDIA\_SUB\_COMPONENT ]

[ AF\_APPLICATION\_IDENTIFIER ]

[ MEDIA\_TYPE ]

[ MAX\_REQUESTED\_BANDWIDTH\_UL ]

[ MAX\_REQUESTED\_BANDWIDTH\_DL ]

[ FLOW\_STATUS ]

[ RS\_BANDWIDTH ]

[ RR\_BANDWIDTH ]

**AVP Flag** M

## Media-Component-Number

This AVP contains the ordinal number of the media component.

**Vendor ID** 10415

**VSA Type** 518

**AVP Type** UINT32

**AVP Flag** M

## Media-Initiator-Flag

This AVP indicates which party has requested the session modification.

**Vendor ID** 10415

**VSA Type** 882

**AVP Type** ENUM

Supported enumerated value(s): none

**AVP Flag** M

## Media-Initiator-Party

This AVP enumerated in IMS charging, holds the address (SIP URI or TEL URI) of the party (Public User ID or Public Service ID) who initiates the media action, like adding/removing, connecting/disconnecting the media.

**Vendor ID** 10415

**VSA Type** 1288

**AVP Type** UTF8STRING

**AVP Flag** M

## Media-Sub-Component

The requested QoS and filters for the set of IP flows identified by their common Flow-Identifier.

**Vendor ID** 10415

**VSA Type** 519

**AVP Type** GROUPED

Supported group value(s):

[ FLOW\_NUMBER ]

[ FLOW\_DESCRIPTION ]

[ FLOW\_STATUS ]

[ FLOW\_USAGE ]

[ MAX\_REQUESTED\_BANDWIDTH\_UL ]

[ MAX\_REQUESTED\_BANDWIDTH\_DL ]

**AVP Flag** M

## Media-Type

This AVP indicates the type of media in the same way as the SDP media types with the same names like AUDIO, VIDEO.

**Vendor ID** 10415



**VSA Type** 520

**AVP Type** ENUM

Supported enumerated value(s):

0 AUDIO

1 VIDEO

2 DATA

3 APPLICATION

4 CONTROL

5 TEXT

6 MESSAGE

**AVP Flag** M

## Message-Body

This grouped AVP contains information about the message bodies including user-to-user data.

**Vendor ID** 10415

**VSA Type** 889

**AVP Type** GROUPED

Supported group value(s):

[ CONTENT\_TYPE ]

[ CONTENT\_LENGTH ]

[ CONTENT\_DISPOSITION ]

[ ORIGINATOR ]

**AVP Flag** M

## Meter-Exclude

Meter-Exclude

**Vendor ID** 9

**VSA Type** 131110

**AVP Type** ENUM

Supported enumerated value(s):

0 MMS\_WAP

1 RTSP\_PAUSE

2 SERVICE\_IDLE

3 NETWORK\_INIT\_SIP

AVP Flag M

## Meter-Include-Imap

Meter-Include-Imap

**Vendor ID** 9

**VSA Type** 131111

**AVP Type** ENUM

Supported enumerated value(s):

0 BODY\_AND\_HEADER

1 BODY\_ONLY

2 BODY\_AND\_OTHER

AVP Flag M

## Meter-Increment

Meter-Increment

**Vendor ID** 9

**VSA Type** 131113

**AVP Type** UINT32

AVP Flag N/A

## Meter-Initial

Meter-Initial

**Vendor ID** 9

**VSA Type** 131114

**AVP Type** UINT32

AVP Flag N/A

## Meter-Minimum

Meter-Minimum

**Vendor ID** 9

**VSA Type** 131115

**AVP Type** UINT32

AVP Flag N/A

## Metering-Granularity

Metering-Granularity

**Vendor ID** 9

**VSA Type** 131112

**AVP Type** GROUPED

Supported group value(s):

[ METER\_INCREMENT ]

[ METER\_INITIAL ]

[ METER\_MINIMUM ]

**AVP Flag** M

## Metering-Method

This AVP indicates what parameters will be metered for offline charging.

**Vendor ID** 10415

**VSA Type** 1007

**AVP Type** ENUM

Supported enumerated value(s):

0 DURATION

1 VOLUME

2 DURATION\_VOLUME

**AVP Flag** M

## Min-Bandwidth-DL

This AVP contains the requested/granted data rate information, in bits per second, for the mobile in the downlink direction for the associated IP flow.

**Vendor ID** 5535

**VSA Type** 1012

**AVP Type** UINT32

**AVP Flag** M

## Min-Bandwidth-UL

This AVP contains the requested/granted data rate information, in bits per second, for the mobile in the uplink direction for the associated IP flow.

**Vendor ID** 5535

**VSA Type** 1013  
**AVP Type** UINT32  
**AVP Flag** M

## Mining

Mining  
**Vendor ID** 9  
**VSA Type** 131199  
**AVP Type** ENUM  
Supported enumerated value(s):  
0 DISABLED  
1 ENABLED  
**AVP Flag** M

## Mobile-Node-Identifier

This AVP contains MN-NAI identifying the user in EPS network.  
**Vendor ID** 0  
**VSA Type** 89  
**AVP Type** OCTETSTRING  
**AVP Flag** M

## Monitoring-Duration

Monitoring-Duration  
**Vendor ID** 10415  
**VSA Type** 3130  
**AVP Type** TIME  
**AVP Flag** M

## Monitoring-Event-Config-Status

Monitoring-Event-Config-Status  
**Vendor ID** 10415  
**VSA Type** 3142  
**AVP Type** GROUPED  
Supported group value(s):

[ SERVICE\_REPORT ]  
[ SCEF\_REFERENCE\_ID ]  
[ SCEF\_ID ]  
**AVP Flag** M

## Monitoring-Event-Configuration

Monitoring-Event-Configuration

**Vendor ID** 10415

**VSA Type** 3122

**AVP Type** GROUPED

Supported group value(s):

[ SCEF\_REFERENCE\_ID ]  
[ SCEF\_ID ]  
[ MONITORING\_TYPE ]  
[ SCEF\_REFERENCE\_ID\_FOR\_DELETION ]  
[ MAXIMUM\_NUMBER\_OF\_REPORTS ]  
[ MONITORING\_DURATION ]  
[ CHARGED\_PARTY ]  
[ UE\_REACHABILITY\_CONFIGURATION ]  
[ LOCATION\_INFORMATION\_CONFIGURATION ]  
[ NUMBER\_OF\_UE\_PER\_LOCATION\_CONFIGURATION ]

**AVP Flag** M

## Monitoring-Event-Report

Monitoring-Event-Report

**Vendor ID** 10415

**VSA Type** 3123

**AVP Type** GROUPED

Supported group value(s):

[ SCEF\_REFERENCE\_ID ]  
[ SCEF\_ID ]  
[ MONITORING\_TYPE ]  
[ REACHABILITY\_INFORMATION ]  
[ EPS\_LOCATION\_INFORMATION ]

[ COMMUNICATION\_FAILURE\_INFORMATION ]

[ NUMBER\_OF\_UE\_PER\_LOCATION\_REPORT ]

**AVP Flag** M

## Monitoring-Key

This AVP serves as an identifier to a usage monitoring control instance. This AVP is used for usage monitoring control purposes.

**Vendor ID** 10415

**VSA Type** 1066

**AVP Type** OCTETSTRING

**AVP Flag** N/A

## Monitoring-Type

Monitoring-Type

**Vendor ID** 10415

**VSA Type** 3127

**AVP Type** UINT32

**AVP Flag** M

## Multi-Round-Time-Out

Present in application-specific authorization answer messages whose Result-Code AVP is set to "DIAMETER\_MULTI\_ROUND\_AUTH".

**Vendor ID** 0

**VSA Type** 272

**AVP Type** UINT32

**AVP Flag** N/A

## Multiple-Auth-Profile

This AVP indicates Multiple Authentication requirements for a particular user.

**Vendor ID** 5535

**VSA Type** 30

**AVP Type** ENUM

Supported enumerated value(s): none

**AVP Flag** M

## Multiple-Auth-Support

This AVP indicates the support of the Multiple Authentication at the SRNC and AGW.

**Vendor ID** 5535

**VSA Type** 29

**AVP Type** ENUM

Supported enumerated value(s): none

**AVP Flag** M

## Multiple-Registration-Indication

This AVP indicates to the HSS whether or not the request is related to a multiple registration.

**Vendor ID** 10415

**VSA Type** 648

**AVP Type** ENUM

Supported enumerated value(s):

0 NOT\_MULTIPLE\_REGISTRATION

1 MULTIPLE\_REGISTRATION

**AVP Flag** N/A

## Multiple-Services-Credit-Control

This grouped AVP contains the AVPs related to the independent credit-control of multiple services feature.

**Vendor ID** 0

**VSA Type** 456

**AVP Type** GROUPED

Supported group value(s):

[ REQUESTED\_SERVICE\_UNIT ]

[ GRANTED\_SERVICE\_UNIT ]

[ USED\_SERVICE\_UNIT ]

[ TARIFF\_CHANGE\_USAGE ]

[ SERVICE\_IDENTIFIER ]

[ RATING\_GROUP ]

[ G\_S\_U\_POOL\_REFERENCE ]

[ VALIDITY\_TIME ]

[ RESULT\_CODE ]

[ FINAL\_UNIT\_INDICATION ]

AVP Flag M

## Multiple-Services-Indicator

This AVP indicates support for independent credit-control of multiple services within the session.

**Vendor ID** 0

**VSA Type** 455

**AVP Type** ENUM

Supported enumerated value(s):

0 MULTIPLE\_SERVICES\_NOT\_SUPPORTED

1 MULTIPLE\_SERVICES\_SUPPORTED

AVP Flag M

## Mute-Notification

This AVP is used to mute the notification to the PCRF of the detected application's start/stop for the specific ADC/PCC rule from PCEF.

**Vendor ID** 10415

**VSA Type** 2809

**AVP Type** ENUM

Supported enumerated value(s):

0 MUTE\_REQUIRED

AVP Flag N/A

## NAS-Filter-Rule

This AVP contains filter rules that need to be configured on the NAS for the user.

**Vendor ID** 0

**VSA Type** 400

**AVP Type** IPFILTERRULE

AVP Flag M

## NAS-IP-Address

This AVP contains the IP address of the NAS providing service to the user.

**Vendor ID** 0

**VSA Type** 4

**AVP Type** OCTETSTRING



**AVP Flag** M

## NAS-IPv6-Address

This AVP contains the IPv6 address of the NAS providing service to the user.

**Vendor ID** 0

**VSA Type** 95

**AVP Type** OCTETSTRING

**AVP Flag** M

## NAS-Identifier

This AVP contains identity of the NAS providing service to the user.

**Vendor ID** 0

**VSA Type** 32

**AVP Type** UTF8STRING

**AVP Flag** M

## NAS-Port

This AVP contains the physical or virtual port number of the NAS which is authenticating the user.

**Vendor ID** 0

**VSA Type** 5

**AVP Type** UINT32

**AVP Flag** M

## NAS-Port-Id

This AVP contains ASCII text identifying the port of the NAS authenticating the user.

**Vendor ID** 0

**VSA Type** 87

**AVP Type** UTF8STRING

**AVP Flag** M

## NAS-Port-Type

This AVP contains the type of the port on which the NAS is authenticating the user.

**Vendor ID** 0

**VSA Type** 61

**AVP Type** ENUM

Supported enumerated value(s):

- 0 Async
- 1 Sync
- 2 ISDN\_Sync
- 3 ISDN\_Async\_V120
- 4 ISDN\_Async\_V110
- 5 Virtual
- 6 PIAFS
- 7 HDLC\_Clear\_Channel
- 8 X25
- 9 X75
- 10 G3\_Fax
- 12 ADSL-CAP-AsymmetricDSL\_Carrierless-Amplitude-Phase-Modulation
- 13 ADSL-DMT-AsymmetricDSL-Discrete-Multi-Tone
- 14 IDSL-ISDN-Digital-Subscriber-Line
- 15 Ethernet
- 16 xDSL-Digital-Subscriber-Line-of-unknown-type
- 17 Cable
- 18 Wireless-Other
- 19 Wireless-IEEE802\_11
- 20 Token-Ring\_RAD802\_1X
- 21 FDDI\_RAD802\_1X
- 22 Wireless-CDMA2000
- 23 Wireless-UMTS
- 24 Wireless-1X-EV
- 25 IAPP\_IEEE-802\_11f

**AVP Flag** M

## NOR-Flags

The NOR-Flags AVP contains a bit mask.

**Vendor ID** 10415**VSA Type** 1443**AVP Type** UINT32

**AVP Flag** M

## NetLoc-Access-Support

NetLoc-Access-Support

**Vendor ID** 10415

**VSA Type** 2824

**AVP Type** ENUM

Supported enumerated value(s):

0 NETLOC\_ACCESS\_NOT\_SUPPORTED

**AVP Flag** N/A

## Network-Access-Mode

This AVP indicates whether the subscriber is registered to get access to the CS, PS network, or to both networks.

**Vendor ID** 10415

**VSA Type** 1417

**AVP Type** ENUM

Supported enumerated value(s):

0 PACKET\_AND\_CIRCUIT

1 ONLY\_CIRCUIT

2 ONLY\_PACKET

**AVP Flag** M

## Network-Element-Type

Network-Element-Type

**Vendor ID** 10415

**VSA Type** 1461

**AVP Type** ENUM

Supported enumerated value(s):

0 MME

1 SGSN

2 Serving-GW

3 PDN-GW

4 eNodeB

5 RNC

**AVP Flag** M

## Network-Request-Support

This AVP indicates the UE and network support of the network requested bearer control mode.

**Vendor ID** 10415

**VSA Type** 1024

**AVP Type** ENUM

Supported enumerated value(s):

0 NETWORK\_REQUEST\_NOT\_SUPPORTED

1 NETWORK\_REQUEST\_SUPPORTED

**AVP Flag** M

## New-Dialog-Id

This AVP contains the SIP dialog identifier in the form: Call-ID=x;FTag=y;TTag=z, where x is the value of the SIP Call-ID header, y is the contents of the From header tag, and z is the contents of the To header tag. If the To header tag value is not present in the SIP message then TTag field **MUST** not be present in the AVP.

**Vendor ID** 4491

**VSA Type** 219

**AVP Type** UTF8STRING

**AVP Flag** M

## Nexthop

Nexthop

**Vendor ID** 9

**VSA Type** 131137

**AVP Type** ADDRESS

**AVP Flag** M

## Nexthop-Downlink

Nexthop-Downlink

**Vendor ID** 9

**VSA Type** 131084

**AVP Type** ADDRESS

**AVP Flag** M

## NextHop-Media

NextHop-Media

**Vendor ID** 9

**VSA Type** 131211

**AVP Type** ADDRESS

**AVP Flag** M

## NextHop-Override

NextHop-Override

**Vendor ID** 9

**VSA Type** 131212

**AVP Type** ENUM

Supported enumerated value(s):

0 DISABLED

1 ENABLED

**AVP Flag** M

## NextHop-Uplink

NextHop-Uplink

**Vendor ID** 9

**VSA Type** 131083

**AVP Type** ADDRESS

**AVP Flag** M

## Node-Functionality

This AVP includes the functionality identifier of the node where the cause code was generated.

**Vendor ID** 0

**VSA Type** 862

**AVP Type** ENUM

Supported enumerated value(s):

0 S-CSCF

1 P-CSCF

2 I-CSCF

**AVP Flag** M

## Node-Id

This AVP contains the operator configurable identifier string for the node that had generated the ACR.

**Vendor ID** 10415

**VSA Type** 2064

**AVP Type** UTF8STRING

**AVP Flag** M

## Node-Type

Node-Type

**Vendor ID** 10415

**VSA Type** 3162

**AVP Type** UINT32

**AVP Flag** M

## Non-IP-Data

Non-IP-Data

**Vendor ID** 10415

**VSA Type** 4315

**AVP Type** OCTETSTRING

**AVP Flag** M

## Non-IP-Data-Delivery-Mechanism

Non-IP-Data-Delivery-Mechanism

**Vendor ID** 10415

**VSA Type** 1682

**AVP Type** ENUM

Supported enumerated value(s):

0 SGI-BASED-DATA-DELIVERY

1 SCEF-BASED-DATA-DELIVERY

**AVP Flag** N/A

## Non-IP-PDN-Type-Indicator

Non-IP-PDN-Type-Indicator

**Vendor ID** 10415

**VSA Type** 1681

**AVP Type** ENUM

Supported enumerated value(s):

0 FALSE

1 TRUE

**AVP Flag** N/A

## Nortel-Data-Reference

This AVP indicates the type of the Nortel-specific user data requested or updated in the UDR and PUR operation.

**Vendor ID** 0

**VSA Type** 301

**AVP Type** ENUM

Supported enumerated value(s): none

**AVP Flag** M

## Notification-To-UE-User

Notification-To-UE-User

**Vendor ID** 10415

**VSA Type** 1478

**AVP Type** ENUM

Supported enumerated value(s):

0 NOTIFY\_LOCATION\_ALLOWED

1 NOTIFYANDVERIFY\_ALLOWED\_IF\_NO\_RESPONSE

2 NOTIFYANDVERIFY\_NOT\_ALLOWED\_IF\_NO\_RESPONSE

3 LOCATION\_NOT\_ALLOWED

**AVP Flag** M

## Number-Of-Requested-Vectors

This AVP contains the number of AVs the MME is prepared to receive.

**Vendor ID** 10415

**VSA Type** 6013

**AVP Type** UINT32

**AVP Flag** M

## Number-Of-UE-Per-Location-Configuration

Number-Of-UE-Per-Location-Configuration

**Vendor ID** 10415

**VSA Type** 4306

**AVP Type** GROUPED

Supported group value(s):

[ EPS\_LOCATION\_INFORMATION ]

**AVP Flag** M

## Number-Of-UE-Per-Location-Report

Number-Of-UE-Per-Location-Report

**Vendor ID** 10415

**VSA Type** 4307

**AVP Type** GROUPED

Supported group value(s):

[ EPS\_LOCATION\_INFORMATION ]

[ UE\_COUNT ]

**AVP Flag** M

## Number-Portability-Routing-Information

This AVP contains information on routing number received by S-CSCF during number portability look-up (ENUM/DNS).

**Vendor ID** 10415

**VSA Type** 2024

**AVP Type** UTF8STRING

**AVP Flag** M

## OC-Feature-Vector

OC-Feature-Vector

**Vendor ID** 10415

**VSA Type** 622

**AVP Type** UINT64

**AVP Flag** M



## OC-OLR

OC-OLR

**Vendor ID** 10415

**VSA Type** 623

**AVP Type** GROUPED

Supported group value(s):

[ OC\_SEQUENCE\_NUMBER ]

[ OC\_REPORT\_TYPE ]

[ OC\_REDUCTION\_PERCENTAGE ]

[ OC\_VALIDITY\_DURATION ]

**AVP Flag** M

## OC-Reduction-Percentage

OC-Reduction-Percentage

**Vendor ID** 10415

**VSA Type** 627

**AVP Type** UINT32

**AVP Flag** M

## OC-Report-Type

OC-Report-Type

**Vendor ID** 10415

**VSA Type** 626

**AVP Type** ENUM

Supported enumerated value(s):

0 HOST-REPORT

1 REALM-REPORT

**AVP Flag** M

## OC-Sequence-Number

OC-Sequence-Number

**Vendor ID** 10415

**VSA Type** 624

**AVP Type** UINT64

AVP Flag M

## OC-Supported-Features

OC-Supported-Features

**Vendor ID** 10415

**VSA Type** 621

**AVP Type** GROUPED

Supported group value(s):

[ OC\_FEATURE\_VECTOR ]

AVP Flag M

## OC-Validity-Duration

OC-Validity-Duration

**Vendor ID** 10415

**VSA Type** 625

**AVP Type** UINT32

AVP Flag M

## OMC-Id

OMC-Id

**Vendor ID** 10415

**VSA Type** 1466

**AVP Type** OCTETSTRING

AVP Flag M

## Offline

Defines whether the offline charging interface from the TPF for the associated charging rule shall be enabled.

**Vendor ID** 10415

**VSA Type** 1008

**AVP Type** ENUM

Supported enumerated value(s):

0 DISABLE\_OFFLINE

1 ENABLE\_OFFLINE

AVP Flag M

## OFR-Flags

OFR-Flags

**Vendor ID** 10415

**VSA Type** 3328

**AVP Type** UINT32

**AVP Flag** N/A

## Online

Defines whether the online charging interface from the TPF for the associated charging rule shall be enabled.

**Vendor ID** 10415

**VSA Type** 1009

**AVP Type** ENUM

Supported enumerated value(s):

0 DISABLE\_ONLINE

1 ENABLE\_ONLINE

**AVP Flag** M

## Online-Billing-Basis

Online-Billing-Basis

**Vendor ID** 9

**VSA Type** 131093

**AVP Type** ENUM

Supported enumerated value(s):

0 INVALID

1 EVENT

2 IP\_BYTE

3 TCP\_BYTE

4 DURATION

5 DURATION\_OF\_CONNECTION

6 DURATION\_OF\_TRANSACTION

**AVP Flag** M

## Online-Charging-Flag

Online-Charging-Flag

**Vendor ID** 10415  
**VSA Type** 2303  
**AVP Type** ENUM  
Supported enumerated value(s): none  
**AVP Flag** M

## Online-Passthrough-Quota

Online-Passthrough-Quota  
**Vendor ID** 9  
**VSA Type** 131104  
**AVP Type** UINT32  
**AVP Flag** N/A

## Online-Reauthorization-Threshold

Online-Reauthorization-Threshold  
**Vendor ID** 9  
**VSA Type** 131105  
**AVP Type** UINT32  
**AVP Flag** N/A

## Online-Reauthorization-Timeout

Online-Reauthorization-Timeout  
**Vendor ID** 9  
**VSA Type** 131106  
**AVP Type** GROUPED  
Supported group value(s):  
[ INITIAL\_TIMEOUT ]  
[ MAXIMUM\_TIMEOUT ]  
**AVP Flag** M

## Operation-Status

Operation-Status  
**Vendor ID** 9  
**VSA Type** 131135

**AVP Type** ENUM

Supported enumerated value(s):

0 OUT\_OF\_SERVICE

1 IN\_SERVICE

**AVP Flag** M

## Operator-Determined-Barring

This AVP contains a bit mask indicating the services of a subscriber that are barred by the operator.

**Vendor ID** 10415

**VSA Type** 1425

**AVP Type** UINT32

**AVP Flag** M

## Operator-Name

Operator-Name

**Vendor ID** 0

**VSA Type** 126

**AVP Type** OCTETSTRING

**AVP Flag** N/A

## Optional-Capability

This AVP contains single determined optional capability of an S-CSCF.

**Vendor ID** 10415

**VSA Type** 605

**AVP Type** UINT32

**AVP Flag** M

## Origin-Host

This AVP indicates the endpoint that originated the Diameter message.

**Vendor ID** 0

**VSA Type** 264

**AVP Type** DIAMIDENT

**AVP Flag** M

## Origin-Realm

This AVP indicates the realm of the originator of any Diameter message, and is present in all messages.

**Vendor ID** 0

**VSA Type** 296

**AVP Type** DIAMIDENT

**AVP Flag** M

## Origin-State-Id

The Origin-State-Id AVP is a monotonically increasing value that is advanced whenever a Diameter entity restarts with loss of previous state, for example upon reboot. Origin-State-Id MAY be included in any Diameter message, including CER.

**Vendor ID** 0

**VSA Type** 278

**AVP Type** UINT32

**AVP Flag** M

## Originating-IOI

This AVP holds the Inter Operator Identifier (IOI) for the originating network as generated by the S-CSCF in the home network of the originating end user.

**Vendor ID** 0

**VSA Type** 839

**AVP Type** UTF8STRING

**AVP Flag** M

## Originating-Line-Info

Sent by the NAS system to convey information about the origin of the call from an SS7 system.

**Vendor ID** 0

**VSA Type** 94

**AVP Type** OCTETSTRING

**AVP Flag** N/A

## Originating-Request

This AVP indicates that the request is related to an AS originating SIP request in the Location-Information-Request operation.

**Vendor ID** 10415

**VSA Type** 633

**AVP Type** ENUM

Supported enumerated value(s):

0 ORIGINATING

**AVP Flag** M

## Originating-SIP-URI

Originating-SIP-URI

**Vendor ID** 10415

**VSA Type** 3326

**AVP Type** UTF8STRING

**AVP Flag** N/A

## Origination-TimeStamp

This AVP indicates the time (NTP synced) when the request message is sent to AAA Server from ePDG/MME. It is an 8-byte value that is encoded as the number of milliseconds elapsed since NTP time.

**Vendor ID** 9

**VSA Type** 132050

**AVP Type** UINT64

**AVP Flag** N/A

## Originator

This AVP indicates the originating party of the message body.

**Vendor ID** 10415

**VSA Type** 864

**AVP Type** ENUM

Supported enumerated value(s): none

**AVP Flag** M

## Outgoing-Trunk-Group-ID

This AVP identifies the outgoing PSTN leg.

**Vendor ID** 0

**VSA Type** 853

**AVP Type** UTF8STRING

AVP Flag M

## Override-Allocation-Retention-Priority

This AVP is of type grouped and is used to override the pre-configured value of ARP.

**Vendor ID** 9

**VSA Type** 132036

**AVP Type** GROUPED

Supported group value(s):

[ OVERRIDE\_PRIORITY\_LEVEL ]

[ OVERRIDE\_PRE\_EMPTION\_CAPABILITY ]

[ OVERRIDE\_PRE\_EMPTION\_VULNERABILITY ]

**AVP Flag** N/A

## Override-Charging-Action-Exclude-Rule

This AVP defines the rule name for which override-control will not be applied. This AVP may be included more than once if more than one rule needs to be excluded.

**Vendor ID** 9

**VSA Type** 132021

**AVP Type** OCTETSTRING

**AVP Flag** N/A

## Override-Charging-Action-Name

This AVP specifies the charging action name that has to be overridden.

**Vendor ID** 9

**VSA Type** 132020

**AVP Type** OCTETSTRING

**AVP Flag** N/A

## Override-Charging-Action-Parameters

This AVP is used to override pre-configured values of a charging action. If Override-Rule-Name is not present, all rules (static and predefined) configured with the specified charging action are effected. The overriding parameters will not be applied for all rules specified by Exclude-Rule AVP.

**Vendor ID** 9

**VSA Type** 132019

**AVP Type** GROUPED



Supported group value(s):

[ EXECUTION\_TIME ]  
[ OVERRIDE\_CONTROL\_PENDING\_QUEUE\_ACTION ]  
[ OVERRIDE\_CHARGING\_ACTION\_NAME ]  
[ OVERRIDE\_CHARGING\_ACTION\_EXCLUDE\_RULE ]  
[ OVERRIDE\_CHARGING\_PARAMETERS ]  
[ OVERRIDE\_POLICY\_PARAMETERS ]

**AVP Flag** N/A

## Override-Charging-Parameters

This AVP is used to override the charging parameters configured at P-GW for a rule (static/predefined) or for a charging action. If Override-Rule-Name AVP is present, these parameters apply only to that rule(s). Else, all rules (static and predefined) configured with the specified charging action are effected.

**Vendor ID** 9

**VSA Type** 132022

**AVP Type** GROUPED

Supported group value(s):

[ OVERRIDE\_SERVICE\_IDENTIFIER ]  
[ OVERRIDE\_RATING\_GROUP ]  
[ OVERRIDE\_ONLINE ]  
[ OVERRIDE\_OFFLINE ]

**AVP Flag** N/A

## Override-Content-Filtering-State

This attribute carries information about Content Filtering status (CF state) of rules or charging-action. This AVP is used for overriding the content-filtering status of static and predefined rules. This attribute is included in the Override-Control grouped AVP.

**Vendor ID** 9

**VSA Type** 132028

**AVP Type** ENUM

Supported enumerated value(s):

0 DISABLE\_CF  
1 ENABLE\_CF

**AVP Flag** N/A

## Override-Control

This AVP is used to enable the PCRF to override charging and policy parameters for a specified set of rules or charging actions. This AVP may be present more than once if override at rule level and charging action level are to be sent in the same message.

**Vendor ID** 9

**VSA Type** 132017

**AVP Type** GROUPED

Supported group value(s):

[ OVERRIDE\_CONTROL\_NAME ]

[ OVERRIDE\_RULE\_NAME ]

[ OVERRIDE\_CHARGING\_ACTION\_PARAMETERS ]

**AVP Flag** N/A

## Override-Control-Merge-Wildcard

Override-Control-Merge-Wildcard

**Vendor ID** 9

**VSA Type** 132079

**AVP Type** ENUM

Supported enumerated value(s):

0 TRUE

**AVP Flag** N/A

## Override-Control-Name

This AVP specifies the name of the Override-Control. This AVP may be included more than once if multiple overrides need to be disabled.

**Vendor ID** 9

**VSA Type** 132052

**AVP Type** OCTETSTRING

**AVP Flag** N/A

## Override-Control-Pending-Queue-Action

Override-Control-Pending-Queue-Action

**Vendor ID** 9

**VSA Type** 132078

**AVP Type** ENUM

Supported enumerated value(s):

0 FLUSH

1 RETAIN

**AVP Flag** N/A

## Override-Guaranteed-Bitrate-DL

This AVP defines the guaranteed bit rate allowed for downlink direction. This AVP will be included only for rules on dedicated bearers.

**Vendor ID** 9

**VSA Type** 132035

**AVP Type** UINT32

**AVP Flag** N/A

## Override-Guaranteed-Bitrate-UL

This AVP defines the guaranteed bit rate allowed for uplink direction. This AVP will be included only for rules on dedicated bearers.

**Vendor ID** 9

**VSA Type** 132034

**AVP Type** UINT32

**AVP Flag** N/A

## Override-Max-Requested-Bandwidth-DL

This AVP defines the maximum bit rate allowed for the downlink direction.

**Vendor ID** 9

**VSA Type** 132033

**AVP Type** UINT32

**AVP Flag** N/A

## Override-Max-Requested-Bandwidth-UL

This AVP defines the maximum bit rate allowed for the uplink direction.

**Vendor ID** 9

**VSA Type** 132032

**AVP Type** UINT32

**AVP Flag** N/A

## Override-NextHop-Address

This attribute indicates the override next hop address in dotted decimal format.

**Vendor ID** 9

**VSA Type** 132054

**AVP Type** ADDRESS

**AVP Flag** N/A

## Override-Offline

This AVP is used to override the Offline flag configured in the charging action specified by Charging-Action-Name.

**Vendor ID** 9

**VSA Type** 132027

**AVP Type** ENUM

Supported enumerated value(s):

0 DISABLE\_OFFLINE

1 ENABLE\_OFFLINE

**AVP Flag** N/A

## Override-Online

This AVP is used to override the Online flag configured in the charging action specified by Charging-Action-Name.

**Vendor ID** 9

**VSA Type** 132026

**AVP Type** ENUM

Supported enumerated value(s):

0 DISABLE\_ONLINE

1 ENABLE\_ONLINE

**AVP Flag** N/A

## Override-Policy-Parameters

This AVP is used to override the Policy parameters configured at P-GW for a rule (static/predefined) or for a charging action. If Override-Rule-Name AVP is present, these parameters apply only to that rule(s). Else, all rules (static and predefined) configured with the specified charging action are effected.

**Vendor ID** 9

**VSA Type** 132029

**AVP Type** GROUPED

Supported group value(s):

[ OVERRIDE\_QOS\_INFORMATION ]

[ OVERRIDE\_NEXTHOP\_ADDRESS ]

[ OVERRIDE\_TOS\_VALUE ]

[ OVERRIDE\_CONTENT\_FILTERING\_STATE ]

**AVP Flag** N/A

## Override-Pre-Emption-Capability

Override-Pre-Emption-Capability

**Vendor ID** 9

**VSA Type** 132038

**AVP Type** ENUM

Supported enumerated value(s):

0 PRE-EMPTION\_CAPABILITY\_ENABLED

1 PRE-EMPTION\_CAPABILITY\_DISABLED

**AVP Flag** N/A

## Override-Pre-Emption-Vulnerability

Override-Pre-Emption-Vulnerability

**Vendor ID** 9

**VSA Type** 132039

**AVP Type** ENUM

Supported enumerated value(s):

0 PRE-EMPTION\_VULNERABILITY\_ENABLED

1 PRE-EMPTION\_VULNERABILITY\_DISABLED

**AVP Flag** N/A

## Override-Priority-Level

Override-Priority-Level

**Vendor ID** 9

**VSA Type** 132037

**AVP Type** UINT32

**AVP Flag** N/A

## Override-QoS-Class-Identifier

This AVP denotes the value of Override QoS Class Identifier. The allowed values for the nine standard QCI are defined in 3GPP TS 23.203 specification.

**Vendor ID** 9

**VSA Type** 132031

**AVP Type** ENUM

Supported enumerated value(s):

1 TRAFFIC\_CLASS\_A

2 TRAFFIC\_CLASS\_B

3 TRAFFIC\_CLASS\_C

4 TRAFFIC\_CLASS\_D

5 TRAFFIC\_CLASS\_E

6 TRAFFIC\_CLASS\_F

7 TRAFFIC\_CLASS\_G

8 TRAFFIC\_CLASS\_H

9 TRAFFIC\_CLASS\_I

**AVP Flag** N/A

## Override-QoS-Information

This AVP is used to override QoS-Information for a predefined rule or charging action. These values are ignored (if present) while applying override values to a static rule.

**Vendor ID** 9

**VSA Type** 132030

**AVP Type** GROUPED

Supported group value(s):

[ OVERRIDE\_MAX\_REQUESTED\_BANDWIDTH\_UL ]

[ OVERRIDE\_MAX\_REQUESTED\_BANDWIDTH\_DL ]

[ OVERRIDE\_GUARANTEED\_BITRATE\_UL ]

[ OVERRIDE\_GUARANTEED\_BITRATE\_DL ]

[ OVERRIDE\_ALLOCATION\_RETENTION\_PRIORITY ]

[ OVERRIDE\_QOS\_CLASS\_IDENTIFIER ]

**AVP Flag** N/A

## Override-Rating-Group

This AVP is used to override the value of Rating group configured in the charging action specified by Charging-Action-Name.

**Vendor ID** 9

**VSA Type** 132024

**AVP Type** UINT32

**AVP Flag** N/A

## Override-Rule-Name

Specifies the name of the rule (predefined or static) for which override values are sent. This AVP may be included more than once if the override values apply for multiple rules. Charging-Action-Name and Exclude-Rule AVPs should not be sent and will be ignored if this AVP is present.

**Vendor ID** 9

**VSA Type** 132018

**AVP Type** OCTETSTRING

**AVP Flag** N/A

## Override-Service-Identifier

This AVP is used to override the value of Service Identifier configured in the charging action.

**Vendor ID** 9

**VSA Type** 132023

**AVP Type** UINT32

**AVP Flag** N/A

## Override-Tos-Direction

This AVP indicates the Override Type of Service (ToS) direction. Value 0 indicates Uplink direction, 1 denotes Downlink direction, 2 denotes both Uplink and Downlink. If AVP is not present it denotes both Uplink and Downlink.

**Vendor ID** 9

**VSA Type** 132047

**AVP Type** ENUM

Supported enumerated value(s):

0 UPLINK\_DIRECTION

1 DOWNLINK\_DIRECTION

2 BIDIRECTIONAL

**AVP Flag** N/A

## Override-Tos-Value

This AVP is of type grouped and is used to override IP ToS value. This AVP may be included more than once if different ToS value needs to be overridden for uplink and downlink direction.

**Vendor ID** 9

**VSA Type** 132046

**AVP Type** GROUPED

Supported group value(s):

[ OVERRIDE\_TOS\_DIRECTION ]

[ OVERRIDE\_TOS\_VALUE\_STANDARD ]

[ OVERRIDE\_TOS\_VALUE\_CUSTOM ]

**AVP Flag** N/A

## Override-Tos-Value-Custom

This AVP specifies the custom ToS value. Customized value can be a decimal from 0 to 63. This AVP will be present only when Override-Tos-Value-standard is not provided.

**Vendor ID** 9

**VSA Type** 132049

**AVP Type** UINT32

**AVP Flag** N/A

## Override-Tos-Value-Standard

This AVP specifies the standard ToS value. Valid standard value can be af11 or af12 or af13 or af21 or af22 or af23 or af31 or af32 or af33 or af41 or af42 or af43 or be or ef, since these are the only standard ToS values configured through CLI as per RFC 2597. This AVP will be present only if Override-Tos-Value-Custom AVP is not present.

**Vendor ID** 9

**VSA Type** 132048

**AVP Type** ENUM

Supported enumerated value(s):

0 be

10 af11

12 af12

14 af13

18 af21



20 af22

22 af23

26 af31

28 af32

30 af33

34 af41

36 af42

38 af43

46 ef

**AVP Flag** N/A

## Owner-Id

Owner-Id

**Vendor ID** 9

**VSA Type** 131102

**AVP Type** OCTETSTRING

**AVP Flag** M

## Owner-Name

Owner-Name

**Vendor ID** 9

**VSA Type** 131103

**AVP Type** OCTETSTRING

**AVP Flag** M

## PC-Digest-Algorithm

PC-Digest-Algorithm

**Vendor ID** 4491

**VSA Type** 204

**AVP Type** OCTETSTRING

**AVP Flag** M

## PC-Digest-Auth-Param

PC-Digest-Auth-Param

**Vendor ID** 4491

**VSA Type** 205

**AVP Type** OCTETSTRING

**AVP Flag** M

## PC-Digest-Domain

PC-Digest-Domain

**Vendor ID** 4491

**VSA Type** 206

**AVP Type** OCTETSTRING

**AVP Flag** M

## PC-Digest-HA1

PC-Digest-HA1

**Vendor ID** 4491

**VSA Type** 207

**AVP Type** OCTETSTRING

**AVP Flag** M

## PC-Digest-QoP

PC-Digest-QoP

**Vendor ID** 4491

**VSA Type** 208

**AVP Type** OCTETSTRING

**AVP Flag** M

## PC-Digest-Realm

PC-Digest-Realm

**Vendor ID** 4491

**VSA Type** 209

**AVP Type** OCTETSTRING

**AVP Flag** M

## PC-SIP-Digest-Authenticate

PC-SIP-Digest-Authenticate

**Vendor ID** 4491

**VSA Type** 228

**AVP Type** GROUPED

Supported group value(s):

[ PC\_DIGEST\_REALM ]

[ PC\_DIGEST\_DOMAIN ]

[ PC\_DIGEST\_ALGORITHM ]

[ PC\_DIGEST\_QOP ]

[ PC\_DIGEST\_HA1 ]

[ PC\_DIGEST\_AUTH\_PARAM ]

**AVP Flag** M

## PCC-Rule-Status

This AVP contains the status of a Policy and Charging Control (PCC) Rule.

**Vendor ID** 10415

**VSA Type** 1019

**AVP Type** ENUM

Supported enumerated value(s):

0 ACTIVE

1 INACTIVE

2 TEMPORARILY\_INACTIVE

10 ACTIVE\_WITHOUT\_CREDIT\_CONTROL

**AVP Flag** M

## PCRF-Correlation-Id

PCRF-Correlation-Id

**Vendor ID** 9

**VSA Type** 132043

**AVP Type** OCTETSTRING

**AVP Flag** N/A

## PCSCF-Restoration-Indication

This AVP indicates to the PCEF that a P-CSCF Restoration is requested.

**Vendor ID** 10415

**VSA Type** 2826

**AVP Type** UINT32

**AVP Flag** N/A

## PDFID

This value matches all records from the same packet data flow.

**Vendor ID** 24757

**VSA Type** 26

**AVP Type** OCTETSTRING

**AVP Flag** M

## PDG-Address

This AVP contains IP address of the PDG.

**Vendor ID** 10415

**VSA Type** 895

**AVP Type** ADDRESS

**AVP Flag** M

## PDG-Charging-Id

This AVP contains the charging identifier generated by the PDG for the tunnel. Charging identifier is generated at tunnel establishment and transferred to 3GPP AAA Server.

**Vendor ID** 10415

**VSA Type** 896

**AVP Type** UINT32

**AVP Flag** M

## PDN-Connection-Charging-Id

PDN-Connection-Charging-Id

**Vendor ID** 10415

**VSA Type** 2050

**AVP Type** UINT32

**AVP Flag** M

## PDN-Connection-ID

This AVP contains the charging identifier to identify different records belonging to same PDN connection.

**Vendor ID** 10415

**VSA Type** 2050

**AVP Type** UINT32

**AVP Flag** M

## PDN-GW-Address

IP address of the PDN GW and this IP address shall be used as the PDN GW IP address.

**Vendor ID** 10415

**VSA Type** 6041

**AVP Type** ADDRESS

**AVP Flag** M

## PDN-GW-Allocation-Type

PDN-GW-Allocation-Type

**Vendor ID** 10415

**VSA Type** 1438

**AVP Type** ENUM

Supported enumerated value(s):

0 STATIC

1 DYNAMIC

**AVP Flag** M

## PDN-GW-Identity

PDN-GW-Identity

**Vendor ID** 10415

**VSA Type** 6044

**AVP Type** GROUPED

Supported group value(s):

[ PDN\_GW\_ADDRESS ]

[ PDN\_GW\_NAME ]

**AVP Flag** M

## PDN-GW-Name

FQDN which is used to derive the PDN GW IP address using Domain Name Service function.

**Vendor ID** 10415

**VSA Type** 6042

**AVP Type** UTF8STRING

**AVP Flag** M

## PDN-Type

This AVP indicates the address type of PDN. It can be IPv4,IPv6 or both.

**Vendor ID** 10415

**VSA Type** 1456

**AVP Type** ENUM

Supported enumerated value(s):

0 IPv4

1 IPv6

2 IPv4v6

**AVP Flag** M

## PDP-Address

This AVP contains IP address associated with the IP CAN bearer session (PDP context / PDN connection).

**Vendor ID** 10415

**VSA Type** 1227

**AVP Type** ADDRESS

**AVP Flag** M

## PDP-Context

This AVP contains the list of PDP contexts to which a user has subscribed.

**Vendor ID** 10415

**VSA Type** 1469

**AVP Type** GROUPED

Supported group value(s):

[ CONTEXT\_IDENTIFIER ]

[ PDP\_TYPE ]  
[ QOS\_SUBSCRIBED ]  
[ VPLMN\_DYNAMIC\_ADDRESS\_ALLOWED ]  
[ SERVICE\_SELECTION ]  
[ 3GPP\_CHARGING\_CHARACTERISTICS ]  
**AVP Flag** M

## PDP-Context-Type

This AVP contains the type of a PDP Context.

**Vendor ID** 10415

**VSA Type** 1247

**AVP Type** ENUM

Supported enumerated value(s):

0 PRIMARY

1 SECONDARY

**AVP Flag** M

## PDP-Session-Operation

This value is used to report in an indication of bearer termination that this indication refers to the last PDP context within a PDP session. It is only applicable for GPRS.

**Vendor ID** 10415

**VSA Type** 1015

**AVP Type** ENUM

Supported enumerated value(s):

0 PDP-SESSION-TERMINATION

**AVP Flag** M

## PDP-Type

This AVP indicates the type of protocol that is used by MS.

**Vendor ID** 10415

**VSA Type** 1470

**AVP Type** OCTETSTRING

**AVP Flag** M

## PGW-Type

Type of P-GW of current flow.

**Vendor ID** 10415

**VSA Type** 7002

**AVP Type** UINT32

**AVP Flag** M

## PLMN-Client

PLMN-Client

**Vendor ID** 10415

**VSA Type** 1482

**AVP Type** ENUM

Supported enumerated value(s):

0 BROADCAST\_SERVICE

1 O\_AND\_M\_HPLMN

2 O\_AND\_M\_VPLMN

3 ANONYMOUS\_LOCATION

4 TARGET\_UE\_SUBSCRIBED\_SERVICE

**AVP Flag** M

## PMIP6-MAG-Address

This AVP contains IP address of MAG.

**Vendor ID** 10415

**VSA Type** 6070

**AVP Type** ADDRESS

**AVP Flag** M

## PS-Append-Free-Format-Data

This AVP indicates if the information sent in the PS-Free-Format-Data AVP must be appended to the PS-free-format-data stored for the online-session.

**Vendor ID** 10415

**VSA Type** 867

**AVP Type** ENUM

Supported enumerated value(s):



0 APPEND  
1 OVERWRITE  
**AVP Flag** M

## PS-Free-Format-Data

This AVP holds online charging session specific data.

**Vendor ID** 10415  
**VSA Type** 866  
**AVP Type** OCTETSTRING  
**AVP Flag** M

## PS-Furnish-Charging-Information

This grouped AVP contains online charging session specific information.

**Vendor ID** 10415  
**VSA Type** 865  
**AVP Type** GROUPED  
Supported group value(s):  
[ 3GPP\_CHARGING\_ID ]  
[ PS\_FREE\_FORMAT\_DATA ]  
[ PS\_APPEND\_FREE\_FORMAT\_DATA ]  
**AVP Flag** M

## PS-Information

This AVP enables the transmission of additional PS service specific information elements.

**Vendor ID** 10415  
**VSA Type** 874  
**AVP Type** GROUPED  
Supported group value(s):  
[ 3GPP\_CHARGING\_ID ]  
[ 3GPP\_PDP\_TYPE ]  
[ PDP\_ADDRESS ]  
[ 3GPP\_GPRS\_QOS\_NEGOTIATED\_PROFILE ]  
[ 3GPP\_SGSN\_ADDRESS ]  
[ 3GPP\_GGSN\_ADDRESS ]

[ 3GPP\_CG\_ADDRESS ]  
 [ 3GPP\_IMSI\_MCC\_MNC ]  
 [ 3GPP\_GGSN\_MCC\_MNC ]  
 [ 3GPP\_NSAPI ]  
 [ CALLED\_STATION\_ID ]  
 [ 3GPP\_SESSION\_STOP\_INDICATOR ]  
 [ 3GPP\_SELECTION\_MODE ]  
 [ 3GPP\_CHARGING\_CHARACTERISTICS ]  
 [ 3GPP\_SGSN\_MCC\_MNC ]  
 [ 3GPP\_RAT\_TYPE ]  
 [ PDP\_CONTEXT\_TYPE ]  
**AVP Flag M**

## PSCID

This AVP contains the P-GW Session Correlation ID.

**Vendor ID** 10415

**VSA Type** 1450

**AVP Type** OCTETSTRING

**AVP Flag M**

## PUA-Flags

The PUA-Flags AVP contains a bit mask.

**Vendor ID** 10415

**VSA Type** 1442

**AVP Type** UINT32

**AVP Flag M**

## PUR-Flags

PUR-Flags

**Vendor ID** 10415

**VSA Type** 1635

**AVP Type** UINT32

**AVP Flag N/A**

## Packet-Data-Flow-Info

This AVP is unique within the context of an IP-CAN session for the IP flow(s) given within the same Packet-Data-Flow-Info AVP.

**Vendor ID** 24757

**VSA Type** 405

**AVP Type** GROUPED

Supported group value(s):

[ PDFID ]

[ PRECEDENCE ]

[ FLOW\_DESCRIPTION ]

[ WIMAX\_QOS\_INFORMATION ]

**AVP Flag** M

## Packet-Filter-Content

This AVP contains the content of the packet filter as requested by the UE and required by the PCRF to create the PCC rules.

**Vendor ID** 10415

**VSA Type** 1059

**AVP Type** IPFILTERRULE

**AVP Flag** M

## Packet-Filter-Identifier

This AVP indicates identity of the packet filter. The packet filter identifier is assigned by the PCRF and within the scope of the PCRF is unique per UE.

**Vendor ID** 10415

**VSA Type** 1060

**AVP Type** OCTETSTRING

**AVP Flag** M

## Packet-Filter-Information

This AVP contains the information from a single packet filter sent from the PCEF to the PCRF.

**Vendor ID** 10415

**VSA Type** 1061

**AVP Type** GROUPED

Supported group value(s):

[ PACKET\_FILTER\_IDENTIFIER ]  
[ PRECEDENCE ]  
[ PACKET\_FILTER\_CONTENT ]  
[ TOS\_TRAFFIC\_CLASS ]  
[ SECURITY\_PARAMETER\_INDEX ]  
[ FLOW\_LABEL ]  
[ FLOW\_DIRECTION ]  
**AVP Flag M**

## Packet-Filter-Operation

This AVP indicates a UE initiated resource operation that causes a request for PCC rules.

**Vendor ID** 10415

**VSA Type** 1062

**AVP Type** ENUM

Supported enumerated value(s):

0 DELETION

1 ADDITION

2 MODIFICATION

**AVP Flag M**

## Packet-Interval

This AVP indicates the packetization time in millisecond which should be used to calculate the polling or grant interval.

**Vendor ID** 24757

**VSA Type** 414

**AVP Type** UINT32

**AVP Flag M**

## Packet-Size

This AVP indicates the length in bytes of the IP Packet including the IP-header in case of IP-flows where packets have a fixed size.

**Vendor ID** 24757

**VSA Type** 415

**AVP Type** UINT32

**AVP Flag M**

## Paging-Group-Id

Paging-Group-Id  
**Vendor ID** 0  
**VSA Type** 10001  
**AVP Type** UINT32  
**AVP Flag** M

## Path

This AVP contains a comma separated list of SIP proxies in the Path header.

**Vendor ID** 10415  
**VSA Type** 640  
**AVP Type** OCTETSTRING  
**AVP Flag** N/A

## Physical-Access-Id

This AVP contains the identity of the physical access where the user equipment is connected.

**Vendor ID** 0  
**VSA Type** 313  
**AVP Type** UTF8STRING  
**AVP Flag** M

## Policy-Map-Definition

Policy-Map-Definition  
**Vendor ID** 9  
**VSA Type** 131075  
**AVP Type** GROUPED  
Supported group value(s):  
[ POLICY\_MAP\_NAME ]  
[ POLICY\_MAP\_TYPE ]  
[ POLICY\_MAP\_REPLACE ]  
[ POLICY\_MAP\_MATCH\_REMOVE ]  
[ POLICY\_MAP\_MATCH\_INSTALL ]  
**AVP Flag** M

## Policy-Map-Install

Policy-Map-Install

**Vendor ID** 9

**VSA Type** 131179

**AVP Type** GROUPED

Supported group value(s):

[ POLICY\_MAP\_DEFINITION ]

**AVP Flag** M

## Policy-Map-Match

Policy-Map-Match

**Vendor ID** 9

**VSA Type** 131090

**AVP Type** GROUPED

Supported group value(s):

[ MATCH\_STRING ]

[ ATTRIBUTE\_STRING ]

**AVP Flag** M

## Policy-Map-Match-Install

Policy-Map-Match-Install

**Vendor ID** 9

**VSA Type** 131166

**AVP Type** GROUPED

Supported group value(s):

[ POLICY\_MAP\_MATCH ]

**AVP Flag** M

## Policy-Map-Match-Remove

Policy-Map-Match-Remove

**Vendor ID** 9

**VSA Type** 131167

**AVP Type** GROUPED

Supported group value(s):

[ POLICY\_MAP\_MATCH ]

**AVP Flag** M

## Policy-Map-Name

Policy-Map-Name

**Vendor ID** 9

**VSA Type** 131089

**AVP Type** OCTETSTRING

**AVP Flag** M

## Policy-Map-Remove

Policy-Map-Remove

**Vendor ID** 9

**VSA Type** 131180

**AVP Type** GROUPED

Supported group value(s):

[ POLICY\_MAP\_NAME ]

**AVP Flag** M

## Policy-Map-Replace

Policy-Map-Replace

**Vendor ID** 9

**VSA Type** 131168

**AVP Type** ENUM

Supported enumerated value(s):

0 DISABLED

1 ENABLED

**AVP Flag** M

## Policy-Map-Type

Policy-Map-Type

**Vendor ID** 9

**VSA Type** 131165

**AVP Type** ENUM

Supported enumerated value(s):

- 0 URL\_MAP
  - 1 HEADER\_MAP
  - 2 METHOD\_MAP
  - 3 ATTRIBUTE\_MAP
- AVP Flag M**

## Policy-Preload-Error-Code

Policy-Preload-Error-Code

**Vendor ID 9**

**VSA Type 131189**

**AVP Type ENUM**

Supported enumerated value(s):

- 0 INCONSISTENT\_PRELOAD\_DATA
- 1 MANDATORY\_AVP\_MISSING
- 2 FAILURE\_TO\_ENFORCE
- 3 WRONG\_ORDER
- 4 CONFLICT\_WITH\_STATIC\_CONFIG

**AVP Flag M**

## Policy-Preload-Object-Type

Policy-Preload-Object-Type

**Vendor ID 9**

**VSA Type 131121**

**AVP Type ENUM**

Supported enumerated value(s):

- 0 POLICY\_MAP
- 1 BILLING\_POLICY
- 2 CONTENT
- 3 SERVICE
- 4 BILLING\_PLAN
- 5 DOMAIN\_GROUP
- 6 HEADER\_INSERT
- 7 HEADER\_GROUP



8 QOS\_PROFILE

**AVP Flag** M

## Policy-Preload-Req-Type

Policy-Preload-Req-Type

**Vendor ID** 9

**VSA Type** 131120

**AVP Type** ENUM

Supported enumerated value(s):

0 POLICY\_PRELOAD\_REQ

1 POLICY\_PRELOAD\_RESP

2 POLICY\_PRELOAD\_PUSH

3 POLICY\_PRELOAD\_PUSH\_ACK

**AVP Flag** M

## Port-Limit

Sets the maximum number of ports the NAS provides to the user.

**Vendor ID** 0

**VSA Type** 62

**AVP Type** UINT32

**AVP Flag** M

## Port-Number

Port-Number

**Vendor ID** 13091

**VSA Type** 455

**AVP Type** UINT32

**AVP Flag** N/A

## PRA-Install

Used to provision a list of new or updated Presence Reporting Area(s) for an IP-CAN session

**Vendor ID** 10415

**VSA Type** 2845

**AVP Type** GROUPED

**AVP Flag** N/A

## PRA-Remove

Used to stop the reporting of a list of Presence Reporting Area(s) for an IP-CAN session.

**Vendor ID** 10415

**VSA Type** 2846

**AVP Type** GROUPED

**AVP Flag** N/A

## Pre-emption-Capability

This AVP indicates whether a service data flow can get resources that were already assigned to another service data flow with a lower priority level.

**Vendor ID** 10415

**VSA Type** 1047

**AVP Type** ENUM

Supported enumerated value(s):

0 PRE-EMPTION\_CAPABILITY\_ENABLED

1 PRE-EMPTION\_CAPABILITY\_DISABLED

**AVP Flag** M

## Pre-emption-Vulnerability

This AVP indicates whether a service data flow can loose the resources assigned to it in order to admit a service data flow with higher priority level.

**Vendor ID** 10415

**VSA Type** 1048

**AVP Type** ENUM

Supported enumerated value(s):

0 PRE-EMPTION\_VULNERABILITY\_ENABLED

1 PRE-EMPTION\_VULNERABILITY\_DISABLED

**AVP Flag** M

## Precedence

Defines the precedence of a charging rule in case of overlapping charging rules.

**Vendor ID** 10415

**VSA Type** 1010

**AVP Type** UINT32

**AVP Flag** M

## Preload-Completion-Status

Preload-Completion-Status

**Vendor ID** 9

**VSA Type** 131122

**AVP Type** ENUM

Supported enumerated value(s):

0 ONGOING

1 COMPLETE

**AVP Flag** M

## Presence-Reporting-Area-Elements-List

This AVP contains, for a UE-dedicated presence area, the elements of the Presence Reporting Area. For a core network pre-configured presence reporting area, the element list shall not be present. When the presence area is UE-dedicated, the PCRF may acquire the presence reporting area information from the SPR.

**Vendor ID** 10415

**VSA Type** 2820

**AVP Type** OCTETSTRING

**AVP Flag** N/A

## Presence-Reporting-Area-Identifier

This AVP defines a unique identifier for presence reporting area or presence reporting area set.

**Vendor ID** 10415

**VSA Type** 2821

**AVP Type** OCTETSTRING

**AVP Flag** N/A

## Presence-Reporting-Area-Information

This AVP contains the information which describes a Presence Reporting Area.

**Vendor ID** 10415

**VSA Type** 2822

**AVP Type** GROUPED

Supported group value(s):

[ PRESENCE\_REPORTING\_AREA\_IDENTIFIER ]  
[ PRESENCE\_REPORTING\_AREA\_STATUS ]  
[ PRESENCE\_REPORTING\_AREA\_ELEMENTS\_LIST ]  
**AVP Flag** N/A

## Presence-Reporting-Area-Status

This AVP indicates the status of UE for presence reporting area or the status of the presence reporting area.

**Vendor ID** 10415

**VSA Type** 2823

**AVP Type** UINT32

**AVP Flag** N/A

## Primary-Charging-Collection-Function-Name

Defines the address of the primary offline charging system for the bearer.

**Vendor ID** 10415

**VSA Type** 621

**AVP Type** DIAMURI

**AVP Flag** M

## Primary-Event-Charging-Function-Name

This AVP specifies the address or name of the primary online charging system server for the bearer.

**Vendor ID** 10415

**VSA Type** 619

**AVP Type** DIAMURI

**AVP Flag** M

## Priority

Priority

**Vendor ID** 9

**VSA Type** 131201

**AVP Type** UINT32

**AVP Flag** N/A

## Priority-Level

This AVP is used to decide whether a bearer establishment or modification request can be accepted or needs to be rejected in case of resource limitations.

**Vendor ID** 10415

**VSA Type** 1046

**AVP Type** UINT32

**AVP Flag** M

## Priviledged-Sender-Indication

Priviledged-Sender-Indication

**Vendor ID** 10415

**VSA Type** 652

**AVP Type** ENUM

Supported enumerated value(s):

0 NOT\_PRIVILEGED\_SENDER

1 PRIVILEGED\_SENDER

**AVP Flag** N/A

## Product-Name

This AVP contains the vendor assigned name for the product.

**Vendor ID** 0

**VSA Type** 269

**AVP Type** UTF8STRING

**AVP Flag** N/A

## Profile-Name

Profile-Name.

**Vendor ID** 9

**VSA Type** 132090

**AVP Type** OCTETSTRING

**AVP Flag** N/A

## Protocol-ID

Protocol-ID

**Vendor ID** 9  
**VSA Type** 131148  
**AVP Type** UINT32  
**AVP Flag** N/A

## Proxy-Host

This AVP contains the identity of the host that added the Proxy-Info AVP.

**Vendor ID** 0  
**VSA Type** 280  
**AVP Type** DIAMIDENT  
**AVP Flag** M

## Proxy-Info

The Proxy-Info AVP allows stateless agents to add local state to a Diameter request.

**Vendor ID** 0  
**VSA Type** 284  
**AVP Type** GROUPED  
Supported group value(s):  
[ PROXY\_HOST ]  
[ PROXY\_STATE ]  
**AVP Flag** M

## Proxy-State

The Proxy-State AVP contains state local information, and MUST be treated as opaque data.

**Vendor ID** 0  
**VSA Type** 33  
**AVP Type** OCTETSTRING  
**AVP Flag** M

## Pseudonym-Indicator

This ABP indicates whether or not a pseudonym is requested.

**Vendor ID** 10415  
**VSA Type** 2519  
**AVP Type** ENUM

Supported enumerated value(s):

0 PSEUDONYM\_NOT\_REQUESTED

1 PSEUDONYM\_REQUESTED

**AVP Flag** M

## Public-Identity

This AVP contains the public identity of a user in the IMS.

**Vendor ID** 10415

**VSA Type** 601

**AVP Type** UTF8STRING

**AVP Flag** M

## QoS-Capability

QoS-Capability

**Vendor ID** 0

**VSA Type** 6063

**AVP Type** GROUPED

Supported group value(s):

[ QOS\_PROFILE\_TEMPLATE ]

[ VENDOR\_SPECIFIC\_QOS\_PROFILE\_TEMPLATE ]

**AVP Flag** M

## QoS-Class

This AVP contains the authorized traffic class for the PDP context.

**Vendor ID** 10415

**VSA Type** 1017

**AVP Type** ENUM

Supported enumerated value(s):

0 Traffic\_Class\_A

1 Traffic\_Class\_B

2 Traffic\_Class\_C

3 Traffic\_Class\_D

4 Traffic\_Class\_E

5 Traffic\_Class\_F

**AVP Flag** M

## QoS-Class-Identifier

Identifies a set of IP-CAN specific QoS parameters that define the authorized QoS.

**Vendor ID** 10415

**VSA Type** 1028

**AVP Type** ENUM

Supported enumerated value(s):

1 TRAFFIC\_CLASS\_A

2 TRAFFIC\_CLASS\_B

3 TRAFFIC\_CLASS\_C

4 TRAFFIC\_CLASS\_D

5 TRAFFIC\_CLASS\_E

6 TRAFFIC\_CLASS\_F

7 TRAFFIC\_CLASS\_G

8 TRAFFIC\_CLASS\_H

9 TRAFFIC\_CLASS\_I

**AVP Flag** M

## QoS-Group-Rule-Definition

QoS-Group-Rule-Definition

**Vendor ID** 9

**VSA Type** 132003

**AVP Type** GROUPED

Supported group value(s):

[ QOS\_GROUP\_RULE\_NAME ]

[ QOS\_INFORMATION ]

[ FLOW\_STATUS ]

[ REDIRECT\_SERVER ]

[ MONITORING\_KEY ]

[ PRECEDENCE ]

**AVP Flag** N/A



## QoS-Group-Rule-Install

QoS-Group-Rule-Install

**Vendor ID** 9

**VSA Type** 132001

**AVP Type** GROUPED

Supported group value(s):

[ QOS\_GROUP\_RULE\_DEFINITION ]

**AVP Flag** N/A

## QoS-Group-Rule-Name

QoS-Group-Rule-Name

**Vendor ID** 9

**VSA Type** 132004

**AVP Type** OCTETSTRING

**AVP Flag** N/A

## QoS-Group-Rule-Remove

QoS-Group-Rule-Remove

**Vendor ID** 9

**VSA Type** 132002

**AVP Type** GROUPED

Supported group value(s):

[ QOS\_GROUP\_RULE\_NAME ]

**AVP Flag** N/A

## QoS-Information

This AVP contains the QoS information for an IP-CAN bearer or PCC rule.

**Vendor ID** 10415

**VSA Type** 1016

**AVP Type** GROUPED

Supported group value(s):

[ QOS\_CLASS\_IDENTIFIER ]

[ MAX\_REQUESTED\_BANDWIDTH\_UL ]

[ MAX\_REQUESTED\_BANDWIDTH\_DL ]

[ EXTENDED-MAX-REQUESTED-BW-UL ]  
 [ EXTENDED-MAX-REQUESTED-BW-DL ]  
 [ GUARANTEED\_BITRATE\_UL ]  
 [ GUARANTEED\_BITRATE\_DL ]  
 [ EXTENDED-GBR-UL ]  
 [ EXTENDED-GBR-DL ]  
 [ BEARER\_IDENTIFIER ]  
 [ ALLOCATION\_RETENTION\_PRIORITY ]  
 [ APN\_AGGREGATE\_MAX\_BITRATE\_UL ]  
 [ APN\_AGGREGATE\_MAX\_BITRATE\_DL ]  
 [ EXTENDED-APN-AMBR-UL ]  
 [ EXTENDED-APN-AMBR-DL ]

**AVP Flag** M

## QoS-Level

QoS-Level

**Vendor ID** 9

**VSA Type** 132011

**AVP Type** ENUM

Supported enumerated value(s):

1 SUBSCRIBER\_LEVEL

**AVP Flag** N/A

## QoS-Negotiation

This AVP indicates QoS negotiation capability. I.e., if the PCRF is allowed to negotiate the QoS.

**Vendor ID** 10415

**VSA Type** 1029

**AVP Type** ENUM

Supported enumerated value(s):

0 NO\_QoS\_NEGOTIATION

1 QoS\_NEGOTIATION\_SUPPORTED

**AVP Flag** M

## QoS-Profile-Template

This AVP contains the list of supported Quality of Service profile templates.

**Vendor ID** 0

**VSA Type** 6067

**AVP Type** UINT32

**AVP Flag** M

## QoS-Rate-Limit

QoS-Rate-Limit

**Vendor ID** 9

**VSA Type** 131173

**AVP Type** GROUPED

Supported group value(s):

[ MAX\_BANDWIDTH ]

[ MAX\_BURST\_SIZE ]

[ RATE\_LIMIT\_CONFORM\_ACTION ]

[ RATE\_LIMIT\_EXCEED\_ACTION ]

**AVP Flag** M

## QoS-Rate-Limit-DL

QoS-Rate-Limit-DL

**Vendor ID** 9

**VSA Type** 131172

**AVP Type** GROUPED

Supported group value(s):

[ QOS\_RATE\_LIMIT ]

**AVP Flag** M

## QoS-Rate-Limit-UL

QoS-Rate-Limit-UL

**Vendor ID** 9

**VSA Type** 131171

**AVP Type** GROUPED

Supported group value(s):

[ QOS\_RATE\_LIMIT ]

**AVP Flag** M

## QoS-Resource-Request

Resource requested by UE to PCRF.

**Vendor ID** 10415

**VSA Type** 6106

**AVP Type** GROUPED

Supported group value(s):

[ QOS\_RESOURCE\_IDENTIFIER ]

[ QOS\_RESOURCE\_OPERATION ]

[ TFT\_PACKET\_FILTER\_INFORMATION ]

[ QOS\_INFORMATION ]

**AVP Flag** M

## QoS-Resources

This AVP provides the description of the Quality of Service resources for policing traffic flows.

**Vendor ID** 0

**VSA Type** 6065

**AVP Type** GROUPED

Supported group value(s):

[ EXTENDED\_QOS\_FILTER\_RULE ]

**AVP Flag** M

## QoS-Rule-Base-Name

This AVP indicates the name of a predefined group of charging rules residing at the TPF.

**Vendor ID** 10415

**VSA Type** 1074

**AVP Type** UTF8STRING

**AVP Flag** M

## QoS-Rule-Definition

This AVP contains the QoS rule for a service flow sent by PCRF to the BBERF.

**Vendor ID** 10415

**VSA Type** 1053

**AVP Type** GROUPED

Supported group value(s):

[ QOS\_RULE\_NAME ]

[ FLOW\_INFORMATION ]

[ FLOW\_DESCRIPTION ]

[ QOS\_INFORMATION ]

[ PRECEDENCE ]

**AVP Flag** M

## QoS-Rule-Install

This AVP contains the QoS rules that need to be installed.

**Vendor ID** 10415

**VSA Type** 1051

**AVP Type** GROUPED

Supported group value(s):

[ QOS\_RULE\_DEFINITION ]

[ QOS\_RULE\_NAME ]

[ QOS\_RULE\_BASE\_NAME ]

[ TUNNEL\_INFORMATION ]

[ ACCESS\_NETWORK\_CHARGING\_IDENTIFIER\_VALUE ]

[ RESOURCE\_ALLOCATION\_NOTIFICATION ]

[ RULE\_ACTIVATION\_TIME ]

[ RULE\_DEACTIVATION\_TIME ]

**AVP Flag** M

## QoS-Rule-Name

For QoS rules provided by the CRF it uniquely identifies a charging rule for a bearer.

**Vendor ID** 10415

**VSA Type** 1054

**AVP Type** OCTETSTRING

**AVP Flag** M

## QoS-Rule-Remove

Used to remove QoS rules from a Gateway Control Session.

**Vendor ID** 10415

**VSA Type** 1052

**AVP Type** GROUPED

Supported group value(s):

[ QOS\_RULE\_NAME ]

[ QOS\_RULE\_BASE\_NAME ]

**AVP Flag** M

## QoS-Rule-Report

Report the status of QoS rules.

**Vendor ID** 10415

**VSA Type** 1055

**AVP Type** GROUPED

Supported group value(s):

[ QOS\_RULE\_NAME ]

[ QOS\_RULE\_BASE\_NAME ]

[ PCC\_RULE\_STATUS ]

[ RULE\_FAILURE\_CODE ]

**AVP Flag** M

## QoS-Subscribed

This AVP indicates the quality of service subscribed for a certain service.

**Vendor ID** 10415

**VSA Type** 1404

**AVP Type** OCTETSTRING

**AVP Flag** M

## QoS-Upgrade

This AVP indicates whether SGSN supports upgrade of QoS by GGSN.

**Vendor ID** 10415

**VSA Type** 1030

**AVP Type** ENUM

Supported enumerated value(s):

0 QoS\_UPGRADE\_NOT\_SUPPORTED

1 QoS\_UPGRADE\_SUPPORTED

**AVP Flag** M

## RACS-Contact-Point

Identifies the RACS element to which resource reservation requests should be sent.

**Vendor ID** 0

**VSA Type** 351

**AVP Type** DIAMIDENT

**AVP Flag** M

## RAI

This AVP contains the Routing Area Identity of the SGSN where the UE is registered.

**Vendor ID** 10415

**VSA Type** 909

**AVP Type** UTF8STRING

**AVP Flag** M

## RAN-End-Timestamp

It holds the time in UTC format of the volume container reported was collected, the end time of the reported usage.

**Vendor ID** 10415

**VSA Type** 1301

**AVP Type** TIME

**AVP Flag** N/A

## RAN-Secondary-RAT-Usage-Report

It contains the volume count as reported by the RAN for the secondary RAT including the time of the report.

**Vendor ID** 10415

**VSA Type** 1302

**AVP Type** GROUPED

Supported group value(s):

[ SECONDARY\_RAT\_TYPE ]

[ RAN\_START\_TIMESTAMP ]  
 [ RAN\_END\_TIMESTAMP ]  
 [ ACCOUNTING\_INPUT\_OCTETS ]  
 [ ACCOUNTING\_OUTPUT\_OCTETS ]  
**AVP Flag** N/A

## RAN-Start-Timestamp

It holds the time in UTC format of the volume container reported was collected, the start time of the reported usage.

**Vendor ID** 10415  
**VSA Type** 1303  
**AVP Type** TIME  
**AVP Flag** N/A

## RAN-NAS-Release-Cause

RAN-NAS-Release-Cause  
**Vendor ID** 10415  
**VSA Type** 2819  
**AVP Type** OCTETSTRING  
**AVP Flag** N/A

## RANAP-Cause

RANAP-Cause  
**Vendor ID** 10415  
**VSA Type** 4303  
**AVP Type** UINT32  
**AVP Flag** M

## RAND

This AVP contains the RAND (EAP Authentication Vector).

**Vendor ID** 10415  
**VSA Type** 1447  
**AVP Type** OCTETSTRING  
**AVP Flag** M



## RAR-Flags

This AVP contains the bit 1 set to indicate that the AAA server requests the execution of HSS-based P-CSCF restoration procedures for WLAN.

**Vendor ID** 10415

**VSA Type** 1522

**AVP Type** UINT32

**AVP Flag** N/A

## RAS-Id

This AVP contains the RAS identifier.

**Vendor ID** 0

**VSA Type** 10000

**AVP Type** UINT32

**AVP Flag** M

## RAT-Frequency-Selection-Priority

This AVP contains the RAT frequency selection priority.

**Vendor ID** 10415

**VSA Type** 1440

**AVP Type** UINT32

**AVP Flag** M

## RAT-Type

This AVP contains value of the Radio Access Technology which is currently serving the UE.

**Vendor ID** 10415

**VSA Type** 1032

**AVP Type** ENUM

Supported enumerated value(s):

0 WLAN

1 VIRTUAL

1000 UTRAN

1001 GERAN

1002 GAN

1003 HSPA\_EVOLUTION

1004 EUTRAN  
1005 NB-IoT  
2000 CDMA2000\_1X  
2001 HRPD  
2002 UMB  
2003 EHRPD  
**AVP Flag M**

## RR-Bandwidth

This AVP indicates the maximum required bandwidth in bits per second for RTCP receiver reports within the session component.

**Vendor ID** 10415  
**VSA Type** 521  
**AVP Type** UINT32  
**AVP Flag M**

## RS-Bandwidth

This AVP indicates the maximum required bandwidth in bits per second for RTCP sender reports within the session component.

**Vendor ID** 10415  
**VSA Type** 522  
**AVP Type** UINT32  
**AVP Flag M**

## Radius-Attribute-Type

Radius-Attribute-Type  
**Vendor ID** 9  
**VSA Type** 131224  
**AVP Type** UINT32  
**AVP Flag** N/A

## Radius-Vsa-Subattribute-Type

Radius-Vsa-Subattribute-Type  
**Vendor ID** 9  
**VSA Type** 131226

**AVP Type** UINT32

**AVP Flag** N/A

## Radius-Vsa-Vendor-Id

Radius-Vsa-Vendor-Id

**Vendor ID** 9

**VSA Type** 131225

**AVP Type** UINT32

**AVP Flag** N/A

## Rate-Limit-Action

Rate-Limit-Action

**Vendor ID** 9

**VSA Type** 131177

**AVP Type** ENUM

Supported enumerated value(s):

0 FORWARD

1 DROP

2 MARK\_DSCP

**AVP Flag** M

## Rate-Limit-Conform-Action

Rate-Limit-Conform-Action

**Vendor ID** 9

**VSA Type** 131175

**AVP Type** GROUPED

Supported group value(s):

[ RATE\_LIMIT\_ACTION ]

[ DSCP ]

**AVP Flag** M

## Rate-Limit-Exceed-Action

Rate-Limit-Exceed-Action

**Vendor ID** 9

**VSA Type** 131176

**AVP Type** GROUPED

Supported group value(s):

[ RATE\_LIMIT\_ACTION ]

[ DSCP ]

**AVP Flag** M

## Rating-Group

Identifier of a rating group for service. It contains the charging key (defined in 3GPP TS 23.125). Each quota allocated to a Diameter CC session has a unique Rating Group value as specified in RFC 4006.

**Vendor ID** 0

**VSA Type** 432

**AVP Type** UINT32

**AVP Flag** M

## Re-Auth-Request-Type

Specifies the re-authorization request type and included in application-specific authorization answers to inform the client of the action expected upon expiration of the Authorization-Lifetime.

**Vendor ID** 0

**VSA Type** 285

**AVP Type** ENUM

Supported enumerated value(s):

0 AUTHORIZE\_ONLY

1 AUTHORIZE\_AUTHENTICATE

**AVP Flag** M

## Re-Synchronization-Info

This AVP contains the concatenation of RAND and AUTS.

**Vendor ID** 10415

**VSA Type** 6014

**AVP Type** UINT32

**AVP Flag** M

## Reachability-Information

Reachability-Information

**Vendor ID** 10415  
**VSA Type** 3140  
**AVP Type** UINT32  
**AVP Flag** M

## Reachability-Type

Reachability-Type  
**Vendor ID** 10415  
**VSA Type** 3132  
**AVP Type** UINT32  
**AVP Flag** M

## Real-Time-Tariff-Information

Real-Time-Tariff-Information  
**Vendor ID** 10415  
**VSA Type** 2305  
**AVP Type** GROUPED  
Supported group value(s):  
[ TARIFF\_XML ]  
**AVP Flag** M

## Reason-Code

This AVP contains the reason for the network initiated de-registration.  
**Vendor ID** 10415  
**VSA Type** 616  
**AVP Type** ENUM  
Supported enumerated value(s):  
0 PERMANENT\_TERMINATION  
1 NEW\_SERVER\_ASSIGNED  
2 SERVER\_CHANGE  
3 REMOVE\_S-CSCF  
**AVP Flag** M

## Reason-Info

This AVP contains textual information to inform the user about the reason for a de-registration.

**Vendor ID** 10415

**VSA Type** 617

**AVP Type** UTF8STRING

**AVP Flag** M

## Record-Route

This AVP contains a comma separated list of Record Route header(s).

**Vendor ID** 10415

**VSA Type** 646

**AVP Type** OCTETSTRING

**AVP Flag** N/A

## Redirect-Address-Type

This AVP contains the address type of the address given in the Redirect-Server-Address AVP.

**Vendor ID** 0

**VSA Type** 433

**AVP Type** ENUM

Supported enumerated value(s):

0 IPv4-Address

1 IPv6-Address

2 URL

3 SIP-URI

**AVP Flag** M

## Redirect-Host

This AVP contains the alternate routing details to which the request need to be redirected to.

**Vendor ID** 0

**VSA Type** 292

**AVP Type** OCTETSTRING

**AVP Flag** M

## Redirect-Host-Usage

This AVP contains information on how the routing entry resulting from the Redirect-Host is to be used.

**Vendor ID** 0

**VSA Type** 261

**AVP Type** ENUM

Supported enumerated value(s):

0 DONT\_CACHE

1 ALL\_SESSION

2 ALL\_REALM

3 REALM\_AND\_APPLICATION

4 ALL\_APPLICATION

5 ALL\_HOST

6 ALL\_USER

**AVP Flag** M

## Redirect-Information

This AVP contains the address information of the redirect server to which the detected application traffic is sent.

**Vendor ID** 10415

**VSA Type** 1085

**AVP Type** GROUPED

Supported group value(s):

[ REDIRECT\_SUPPORT ]

[ REDIRECT\_ADDRESS\_TYPE ]

[ REDIRECT\_SERVER\_ADDRESS ]

**AVP Flag** N/A

## Redirect-Max-Cache-Time

This AVP indicates the maximum duration in seconds the peer and route table entries, created as a result of the Redirect-Host, will be cached.

**Vendor ID** 0

**VSA Type** 262

**AVP Type** UINT32

**AVP Flag** M

## Redirect-Server

This AVP contains the address information of the redirect server (for example,, HTTP redirect server, SIP Server) with which the end user is to be connected when redirected as account cannot cover the service cost.

**Vendor ID** 0

**VSA Type** 434

**AVP Type** GROUPED

Supported group value(s):

[ REDIRECT\_ADDRESS\_TYPE ]

[ REDIRECT\_SERVER\_ADDRESS ]

**AVP Flag** M

## Redirect-Server-Address

This AVP contains address of the redirect server.

**Vendor ID** 0

**VSA Type** 435

**AVP Type** UTF8STRING

**AVP Flag** M

## Redirect-Support

This AVP indicates whether redirection is disabled or enabled for an ADC rule. If the redirection is enabled, the Traffic Detection Function (TDF) will redirect the detected application's traffic to the redirect address provided through Redirect-Information AVP.

**Vendor ID** 10415

**VSA Type** 1086

**AVP Type** ENUM

Supported enumerated value(s):

0 REDIRECTION\_DISABLED

1 REDIRECTION\_ENABLED

**AVP Flag** N/A

## Refund-Policy

Refund-Policy

**Vendor ID** 9

**VSA Type** 131109

**AVP Type** OCTETSTRING



AVP Flag M

## Regional-Subscription-Zone-Code

Regional-Subscription-Zone-Code. Up to 10 zone codes are used to define the tracking areas into which the subscriber is allowed or not allowed to roam.

**Vendor ID** 10415

**VSA Type** 1446

**AVP Type** OCTETSTRING

AVP Flag M

## Relative-URL

Relative-URL

**Vendor ID** 9

**VSA Type** 131198

**AVP Type** ENUM

Supported enumerated value(s):

0 DISABLED

1 ENABLED

AVP Flag M

## Replicate-Session

Replicate-Session

**Vendor ID** 9

**VSA Type** 131132

**AVP Type** UINT32

AVP Flag N/A

## Replicate-Session-Delay

Replicate-Session-Delay

**Vendor ID** 9

**VSA Type** 131133

**AVP Type** UINT32

AVP Flag N/A

## Reply-Message

This AVP contains text that may be displayed to the user.

**Vendor ID** 0

**VSA Type** 18

**AVP Type** UTF8STRING

**AVP Flag** M

## Reporting-Level

Defines on what level the TPF reports the usage for the related charging rule.

**Vendor ID** 10415

**VSA Type** 1011

**AVP Type** ENUM

Supported enumerated value(s):

0 SERVICE\_IDENTIFIER\_LEVEL

1 RATING\_GROUP\_LEVEL

2 SPONSORED\_CONNECTIVITY\_LEVEL

**AVP Flag** M

## Requested-Action

The action requested when the CC\_Request\_Type is EVENT\_REQUEST.

**Vendor ID** 0

**VSA Type** 436

**AVP Type** ENUM

Supported enumerated value(s):

0 DIRECT\_DEBITING

1 REFUND\_ACCOUNT

2 CHECK\_BALANCE

3 PRICE\_ENQUIRY

4 LOCATION\_UPDATE

**AVP Flag** M

## Requested-Domain

This AVP indicates the access domain for which certain data are requested.

**Vendor ID** 0

**VSA Type** 706

**AVP Type** ENUM

Supported enumerated value(s): none

**AVP Flag** M

## Requested-EUTRAN-Authentication-Info

This AVP contains the EU Tran authentication information.

**Vendor ID** 10415

**VSA Type** 6010

**AVP Type** GROUPED

Supported group value(s):

[ NUMBER\_OF\_REQUESTED\_VECTORS ]

[ IMMEDIATE\_RESPONSE\_PREFERRED ]

[ RE\_SYNCHRONIZATION\_INFO ]

**AVP Flag** M

## Requested-GERAN-Authentication-Info

This AVP contains GE RAN authentication information.

**Vendor ID** 10415

**VSA Type** 6012

**AVP Type** GROUPED

Supported group value(s):

[ NUMBER\_OF\_REQUESTED\_VECTORS ]

[ IMMEDIATE\_RESPONSE\_PREFERRED ]

[ RE\_SYNCHRONIZATION\_INFO ]

**AVP Flag** M

## Requested-Information

This AVP provides the list of items requested by the AF.

**Vendor ID** 13019

**VSA Type** 353

**AVP Type** ENUM

Supported enumerated value(s):

0 NASS-USER-ID

1 LOCATION-INFORMATION  
 2 RACS-CONTACT-POINT  
 3 ACCESS-NETWORK-TYPE  
 4 TERMINAL-TYPE  
 5 LOGICAL-ACCESS-ID  
 6 PHYSICAL-ACCESS-ID  
 7 ACCESS-NETWORK-TYPE-RESERVED  
 8 INITIAL-GATE-SETTING-RESERVED  
 9 QOS-PROFILE-RESERVED  
 10 IP-CONNECTIVITY-STATUS-RESERVED  
**AVP Flag** M

## Requested-Party-Address

In IMS it holds the address (SIP URI or TEL URI) of the party (Public User ID or Public Service ID) to whom the SIP transaction was originally posted.

**Vendor ID** 10415

**VSA Type** 1251

**AVP Type** UTF8STRING

**AVP Flag** M

## Requested-QoS

It is used within the Flow-Info AVP to indicate the QoS requested by the UE for a particular IP flow in the high rate packet data radio access network.

**Vendor ID** 5535

**VSA Type** 1010

**AVP Type** GROUPED

Supported group value(s):

[ QOS\_CLASS ]

[ MIN\_BANDWIDTH\_UL ]

[ MIN\_BANDWIDTH\_DL ]

**AVP Flag** M

## Requested-Retransmission-Time

Requested-Retransmission-Time

**Vendor ID** 10415

**VSA Type** 3331

**AVP Type** TIME

**AVP Flag** N/A

## Requested-Service-Unit

Amount of requested units specified by the Diameter credit-control client.

**Vendor ID** 0

**VSA Type** 437

**AVP Type** GROUPED

Supported group value(s):

[ TARIFF\_TIME\_CHANGE ]

[ TARIFF\_CHANGE\_USAGE ]

[ CC\_TIME ]

[ CC\_MONEY ]

[ CC\_TOTAL\_OCTETS ]

[ CC\_INPUT\_OCTETS ]

[ CC\_OUTPUT\_OCTETS ]

[ CC\_SERVICE\_SPECIFIC\_UNITS ]

**AVP Flag** M

## Requested-UTRAN-Authentication-Info

This AVP contains the UTRAN authentication information.

**Vendor ID** 10415

**VSA Type** 6011

**AVP Type** GROUPED

Supported group value(s):

[ NUMBER\_OF\_REQUESTED\_VECTORS ]

[ IMMEDIATE\_RESPONSE\_PREFERRED ]

[ RE\_SYNCHRONIZATION\_INFO ]

**AVP Flag** M

## Requested-UTRAN-GERAN-Authentication-Info

This AVP contains the information related to the authentication requests for UTRAN or GERAN.

**Vendor ID** 10415

**VSA Type** 1409

**AVP Type** GROUPED

Supported group value(s):

[ NUMBER\_OF\_REQUESTED\_VECTORS ]

[ IMMEDIATE\_RESPONSE\_PREFERRED ]

[ RE\_SYNCHRONIZATION\_INFO ]

**AVP Flag** M

## Requesting-Node-Type

Requesting-Node-Type

**Vendor ID** 10415

**VSA Type** 1455

**AVP Type** ENUM

Supported enumerated value(s):

0 MME

1 SGSN

2 MME\_SGSN

**AVP Flag** M

## Required-Access-Info

Required-Access-Info

**Vendor ID** 10415

**VSA Type** 536

**AVP Type** ENUM

Supported enumerated value(s):

0 USER\_LOCATION

1 MS\_TIME\_ZONE

**AVP Flag** N/A

## Required-MBMS-Bearer-Capabilities

This AVP contains the minimum bearer capabilities the UE needs to support.

**Vendor ID** 10415

**VSA Type** 901

**AVP Type** UTF8STRING

**AVP Flag** M

## Reservation-Class

This AVP contains an integer used as an index pointing to the traffic characteristic of the flow.

**Vendor ID** 13019

**VSA Type** 456

**AVP Type** UINT32

**AVP Flag** N/A

## Reservation-Priority

Used by the PCRF to guarantee service for an application session of a higher relative priority.

**Vendor ID** 13019

**VSA Type** 458

**AVP Type** ENUM

Supported enumerated value(s):

0 DEFAULT

1 PRIORITY-ONE

2 PRIORITY-TWO

3 PRIORITY-THREE

4 PRIORITY-FOUR

5 PRIORITY-FIVE

6 PRIORITY-SIX

7 PRIORITY-SEVEN

**AVP Flag** N/A

## Resource-Allocation-Notification

Defines whether the rules included within the Charging-Rule-Install/QoS-Rule-Install AVP need be notified.

**Vendor ID** 10415

**VSA Type** 1063

**AVP Type** ENUM

Supported enumerated value(s):

0 ENABLE\_NOTIFICATION

**AVP Flag** M

## Response-Time

Response-Time

**Vendor ID** 10415

**VSA Type** 2509

**AVP Type** ENUM

Supported enumerated value(s):

0 LOW\_DELAY

1 DELAY\_TOLERANT

**AVP Flag** M

## Restoration-Info

This AVP contains the information related to a specific registration.

**Vendor ID** 10415

**VSA Type** 649

**AVP Type** GROUPED

Supported group value(s):

[ PATH ]

[ CONTACT ]

[ SUBSCRIPTION\_INFO ]

**AVP Flag** N/A

## Restoration-Priority

This attribute specifies the relative priority of the user when restoring PDN connections affected by an S-GW or P-GW failure/restart.

**Vendor ID** 10415

**VSA Type** 1663

**AVP Type** UINT32

**AVP Flag** N/A

## Restriction-Filter-Rule

Provides filter rules for services that are to remain accessible even if there are no more service units granted.

**Vendor ID** 0

**VSA Type** 438

**AVP Type** IPFILTERRULE



**AVP Flag M**

## Result-Code

This AVP indicates whether a particular request was completed successfully or whether an error occurred.

**Vendor ID 0**

**VSA Type 268**

**AVP Type ENUM**

Supported enumerated value(s):

1001 DIAMETER\_MULTI\_ROUND\_AUTH

2001 DIAMETER\_SUCCESS

2002 DIAMETER\_LIMITED\_SUCCESS

3001 DIAMETER\_COMMAND\_UNSUPPORTED

3002 DIAMETER\_UNABLE\_TO\_DELIVER

3003 DIAMETER\_REALM\_NOT\_SERVED

3004 DIAMETER\_TOO\_BUSY

3005 DIAMETER\_LOOP\_DETECTED

3006 DIAMETER\_REDIRECT\_INDICATION

3007 DIAMETER\_APPLICATION\_UNSUPPORTED

3008 DIAMETER\_INVALID\_HDR\_BITS

3009 DIAMETER\_INVALID\_AVP\_BITS

3010 DIAMETER\_UNKNOWN\_PEER

4001 DIAMETER\_AUTHENTICATION\_REJECTED

4002 DIAMETER\_OUT\_OF\_SPACE

4003 ELECTION\_LOST

4010 DIAMETER\_END\_USER\_SERVICE\_DENIED

4011 DIAMETER\_CREDIT\_CONTROL\_NOT\_APPLICABLE

4012 DIAMETER\_CREDIT\_LIMIT\_REACHED

4212 DIAMETER\_BALANCE\_IS\_ZERO

5001 DIAMETER\_AVP\_UNSUPPORTED

5002 DIAMETER\_UNKNOWN\_SESSION\_ID

5003 DIAMETER\_AUTHORIZATION\_REJECTED

5004 DIAMETER\_INVALID\_AVP\_VALUE

5005 DIAMETER\_MISSING\_AVP

5006 DIAMETER\_RESOURCES\_EXCEEDED

5007 DIAMETER\_CONTRADICTING\_AVPS  
 5008 DIAMETER\_AVP\_NOT\_ALLOWED  
 5009 DIAMETER\_AVP\_OCCURS\_TOO\_MANY\_TIMES  
 5010 DIAMETER\_NO\_COMMON\_APPLICATION  
 5011 DIAMETER\_UNSUPPORTED\_VERSION  
 5012 DIAMETER\_UNABLE\_TO\_COMPLY  
 5013 DIAMETER\_INVALID\_BIT\_IN\_HEADER  
 5014 DIAMETER\_INVALID\_AVP\_LENGTH  
 5015 DIAMETER\_INVALID\_MESSAGE\_LENGTH  
 5016 DIAMETER\_INVALID\_AVP\_BIT\_COMBO  
 5017 DIAMETER\_NO\_COMMON\_SECURITY  
 5030 DIAMETER\_USER\_UNKNOWN  
 5031 DIAMETER\_RATING\_FAILED

**AVP Flag** M

## Revalidation-Time

This AVP contains the value indicating the NTP time before which the PCEF will have to re-request PCC rules.

**Vendor ID** 10415

**VSA Type** 1042

**AVP Type** TIME

**AVP Flag** M

## Roaming-Restricted-Due-To-Unsupported-Feature

This AVP indicates that roaming is restricted due to unsupported feature.

**Vendor ID** 10415

**VSA Type** 1457

**AVP Type** ENUM

Supported enumerated value(s):

0 ROAMING\_RESTRICTED\_DUE\_TO\_UNSUPPORTED\_FEATURE

**AVP Flag** M

## Role-Of-Node

This AVP specifies the role of the AS/CSCF.

**Vendor ID** 10415  
**VSA Type** 829  
**AVP Type** ENUM  
Supported enumerated value(s): none  
**AVP Flag** M

## Route-Record

The value added to this AVP same as the one received in the Origin-Host of the Capabilities Exchange message.

**Vendor ID** 0  
**VSA Type** 282  
**AVP Type** DIAMIDENT  
**AVP Flag** M

## Routing-Area-Identity

This AVP contains the routing area identifier of the user.

**Vendor ID** 10415  
**VSA Type** 1605  
**AVP Type** OCTETSTRING  
**AVP Flag** M

## Routing-Policy

This AVP is used to describe a single IP flow.

**Vendor ID** 10415  
**VSA Type** 312  
**AVP Type** IPFILTERRULE  
**AVP Flag** M

## Rule-Action

This AVP indicates the action to be taken when the rule condition occurred for the call.

**Vendor ID** 9  
**VSA Type** 132066  
**AVP Type** ENUM  
Supported enumerated value(s):  
1 ALLOWED

**AVP Flag** N/A

## Rule-Activation-Time

This AVP contains the value indicating the NTP time at which the PCC rule has to be enforced.

**Vendor ID** 10415

**VSA Type** 1043

**AVP Type** TIME

**AVP Flag** M

## Rule-Condition

This AVP indicates the condition with the action that has to be applied for the call.

**Vendor ID** 9

**VSA Type** 132065

**AVP Type** ENUM

Supported enumerated value(s):

1 OUT\_OF\_CREDIT

**AVP Flag** N/A

## Rule-Condition-Action

This AVP specifies the special action to be taken by PCEF when the dynamic rule is matched and conditions are met. This is part of Charging-Rule-Definition AVP and can be received in CCA-I/CCA-U/RAR.

**Vendor ID** 9

**VSA Type** 132064

**AVP Type** GROUPED

Supported group value(s):

[ RULE\_CONDITION ]

[ RULE\_ACTION ]

**AVP Flag** N/A

## Rule-Deactivation-Time

This AVP contains the value indicating the NTP time at which the PCEF has to stop enforcing the PCC rule.

**Vendor ID** 10415

**VSA Type** 1044

**AVP Type** TIME

**AVP Flag** M

## Rule-Failure-Code

This AVP contains the rule failure code.

**Vendor ID** 10415

**VSA Type** 1031

**AVP Type** ENUM

Supported enumerated value(s):

- 1 UNKNOWN\_RULE\_NAME
- 2 RATING\_GROUP\_ERROR
- 3 SERVICE\_IDENTIFIER\_ERROR
- 4 GW/PCEF\_MALFUNCTION
- 5 RESOURCES\_LIMITATION
- 6 MAX\_NR\_BEARERS\_REACHED
- 7 UNKNOWN\_BEARER\_ID
- 8 MISSING\_BEARER\_ID
- 9 MISSING\_FLOW\_DESCRIPTION
- 10 RESOURCE\_ALLOCATION\_FAILURE
- 11 UNSUCCESSFUL\_QOS\_VALIDATION
- 12 INCORRECT\_FLOW\_INFORMATION
- 13 PS\_TO\_CS\_HANDOVER
- 14 TDF\_APPLICATION\_IDENTIFIER\_ERROR
- 15 NO\_BEARER\_BOUND
- 17 AN\_GW\_FAILED
- 18 MISSING\_REDIRECT\_SERVER\_ADDRESS

**AVP Flag** M

## Rule-Reason-Code

This AVP contains the rule reason code.

**Vendor ID** 5535

**VSA Type** 814

**AVP Type** ENUM

Supported enumerated value(s):

- 0 UNKNOWN\_FLOW\_IDENTIFIER

1 UNKNOWN\_RULE\_NAME  
2 RATING\_GROUP\_ERROR  
3 SERVICE\_IDENTIFIER\_ERROR  
4 AGW\_MALFUNCTION  
5 RESOURCES\_LIMITATION  
**AVP Flag** M

## S1AP-Cause

S1AP-Cause  
**Vendor ID** 10415  
**VSA Type** 4302  
**AVP Type** UINT32  
**AVP Flag** M

## SC-Address

SC-Address  
**Vendor ID** 10415  
**VSA Type** 3300  
**AVP Type** OCTETSTRING  
**AVP Flag** M

## SCEF-ID

SCEF-ID  
**Vendor ID** 10415  
**VSA Type** 3125  
**AVP Type** DIAMIDENT  
**AVP Flag** M

## SCEF-Realm

SCEF-Realm  
**Vendor ID** 10415  
**VSA Type** 1684  
**AVP Type** DIAMIDENT  
**AVP Flag** N/A

## SCEF-Reference-ID

SCEF-Reference-ID

**Vendor ID** 10415

**VSA Type** 3124

**AVP Type** UINT32

**AVP Flag** M

## SCEF-Reference-ID-for-Deletion

SCEF-Reference-ID-for-Deletion

**Vendor ID** 10415

**VSA Type** 3126

**AVP Type** UINT32

**AVP Flag** M

## SCEF-Wait-Time

SCEF-Wait-Time

**Vendor ID** 10415

**VSA Type** 4316

**AVP Type** TIME

**AVP Flag** M

## SCSCF-Restoration-Info

This AVP contains the information required for an S-CSCF to handle the requests for a user.

**Vendor ID** 10415

**VSA Type** 639

**AVP Type** GROUPED

Supported group value(s):

[ USER\_NAME ]

[ RESTORATION\_INFO ]

[ SIP\_AUTHENTICATION\_SCHEME ]

**AVP Flag** N/A

## SD-Action

SD-Action

**Vendor ID** 9**VSA Type** 132042**AVP Type** ENUM

Supported enumerated value(s):

0 QUERY

1 QUERY\_AND\_RECOVER

**AVP Flag** N/A

## SDP-Answer-Timestamp

This AVP specifies the time in UTC format of the response to the SDP offer.

**Vendor ID** 0**VSA Type** 1275**AVP Type** TIME**AVP Flag** M

## SDP-Media-Component

This AVP contains the interface representing the SDP-Media-Component grouped AVP type.

**Vendor ID** 10415**VSA Type** 843**AVP Type** GROUPED

Supported group value(s):

[ SDP\_MEDIA\_NAME ]

[ SDP\_MEDIA\_DESCRIPTION ]

[ MEDIA\_INITIATOR\_FLAG ]

[ AUTHORISED\_QOS ]

[ 3GPP\_CHARGING\_ID ]

**AVP Flag** M

## SDP-Media-Description

This AVP contains the content of an attribute-line" (i=, c=, b=, k=, a=) related to a media component. The attributes are specifying the media described in the SDP-Media-Name AVP.

**Vendor ID** 10415**VSA Type** 845**AVP Type** UTF8STRING



**AVP Flag** M

## SDP-Media-Name

This AVP holds the content of a "m=" line in the SDP data.

**Vendor ID** 10415

**VSA Type** 844

**AVP Type** UTF8STRING

**AVP Flag** M

## SDP-Offer-Timestamp

This AVP specifies the time in UTC format of the SDP offer.

**Vendor ID** 0

**VSA Type** 1274

**AVP Type** TIME

**AVP Flag** M

## SDP-Session-Description

This AVP holds the content of an "attribute-line" (i=, c=, b=, k=, a=) related to a session.

**Vendor ID** 10415

**VSA Type** 842

**AVP Type** UTF8STRING

**AVP Flag** M

## SDP-TimeStamps

This AVP specifies the time of the SDP offer and the SDP answer.

**Vendor ID** 0

**VSA Type** 1273

**AVP Type** GROUPED

Supported group value(s):

[ SDP\_OFFER\_TIMESTAMP ]

[ SDP\_ANSWER\_TIMESTAMP ]

**AVP Flag** M

## SDP-Type

This AVP indicates whether the SDP media component is of type SDP offer or SDP answer.

**Vendor ID** 10415

**VSA Type** 2036

**AVP Type** ENUM

Supported enumerated value(s):

0 SDP\_OFFER

1 SDP\_ANSWER

**AVP Flag** M

## SGSN-Address

This AVP contains the IP address of the SGSN that was used during a report.

**Vendor ID** 10415

**VSA Type** 1228

**AVP Type** ADDRESS

**AVP Flag** M

## SGSN-Location-Information

This AVP contains the location information of the SGSN user.

**Vendor ID** 10415

**VSA Type** 1601

**AVP Type** GROUPED

Supported group value(s):

[ CELL\_GLOBAL\_IDENTITY ]

[ LOCATION\_AREA\_IDENTITY ]

[ SERVICE\_AREA\_IDENTITY ]

[ ROUTING\_AREA\_IDENTITY ]

[ GEOGRAPHICAL\_INFORMATION ]

[ GEODETIC\_INFORMATION ]

[ CURRENT\_LOCATION\_RETRIEVED ]

[ AGE\_OF\_LOCATION\_INFORMATION ]

**AVP Flag** M

## SGSN-Number

This AVP contains the ISDN number of the SGSN.

**Vendor ID** 10415

**VSA Type** 1489

**AVP Type** OCTETSTRING

**AVP Flag** M

## SGSN-SM-Delivery-Outcome

SGSN-SM-Delivery-Outcome

**Vendor ID** 10415

**VSA Type** 3319

**AVP Type** GROUPED

Supported group value(s):

[ SM\_DELIVERY\_CAUSE ]

[ ABSENT\_USER\_DIAGNOSTIC\_SM ]

**AVP Flag** M

## SGSN-User-State

This AVP indicates the current state of the SGSN user.

**Vendor ID** 10415

**VSA Type** 1498

**AVP Type** GROUPED

Supported group value(s):

[ USER\_STATE ]

**AVP Flag** M

## SGW-Change

This AVP indicates that this is the first Accounting Request (ACR) due to S-GW change.

**Vendor ID** 10415

**VSA Type** 2065

**AVP Type** ENUM

Supported enumerated value(s):

0 ACR\_START\_NOT\_DUE\_TO\_SGW\_CHANGE

1 ACR\_START\_DUE\_TO\_SGW\_CHANGE

**AVP Flag** M

## SGW-Type

This AVP specifies the type of SGW of current flow.

**Vendor ID** 10415

**VSA Type** 7001

**AVP Type** UINT32

**AVP Flag** M

## SIP-AOR

SIP-AOR

**Vendor ID** 0

**VSA Type** 122

**AVP Type** UTF8STRING

**AVP Flag** M

## SIP-Auth-Data-Item

This AVP contains the authentication and/or authorization information for the Diameter client.

**Vendor ID** 10415

**VSA Type** 612

**AVP Type** GROUPED

Supported group value(s):

[ SIP\_ITEM\_NUMBER ]

[ SIP\_AUTHENTICATION\_SCHEME ]

[ SIP\_AUTHENTICATE ]

[ SIP\_DIGEST\_AUTHENTICATE ]

[ SIP\_AUTHORIZATION ]

[ SIP\_AUTHENTICATION\_CONTEXT ]

[ CONFIDENTIALITY\_KEY ]

[ INTEGRITY\_KEY ]

[ LINE\_IDENTIFIER ]

**AVP Flag** M

## SIP-Authenticate

This AVP contains specific parts of the data portion of the WWW-Authenticate or Proxy-Authenticate SIP headers that are to be present in a SIP response.

**Vendor ID** 10415

**VSA Type** 609

**AVP Type** OCTETSTRING

**AVP Flag** M

## SIP-Authentication-Context

This AVP contains authentication-related information relevant for performing the authentication but that is not part of the SIP authentication headers.

**Vendor ID** 10415

**VSA Type** 611

**AVP Type** OCTETSTRING

**AVP Flag** M

## SIP-Authentication-Scheme

This AVP contains the authentication scheme used in the authentication of SIP messages.

**Vendor ID** 10415

**VSA Type** 608

**AVP Type** UTF8STRING

**AVP Flag** M

## SIP-Authorization

This AVP contains specific parts of the data portion of the Authorization or Proxy-Authorization SIP headers suitable for inclusion in a SIP request.

**Vendor ID** 10415

**VSA Type** 610

**AVP Type** OCTETSTRING

**AVP Flag** M

## SIP-Digest-Authenticate

This AVP contains a reconstruction of either the SIP WWW-Authenticate or Proxy-Authentication header fields specified in IETF RFC 2617.

**Vendor ID** 10415

**VSA Type** 635

**AVP Type** GROUPED

Supported group value(s):

[ DIGEST\_REALM ]

[ DIGEST\_DOMAIN ]

[ DIGEST\_ALGORITHM ]

[ DIGEST\_QOP ]

[ DIGEST\_HA1 ]

[ DIGEST\_AUTH\_PARAM ]

**AVP Flag** M

## SIP-Forking-Indication

This AVP indicates if several SIP dialogues are related to one Diameter session.

**Vendor ID** 10415

**VSA Type** 523

**AVP Type** ENUM

Supported enumerated value(s):

0 SINGLE\_DIALOGUE

1 SEVERAL\_DIALOGUES

**AVP Flag** M

## SIP-Item-Number

This AVP contains the order number of the SIP-Auth-Data-Item AVP.

**Vendor ID** 10415

**VSA Type** 613

**AVP Type** UINT32

**AVP Flag** M

## SIP-Message

This AVP hold the entire SIP message or messages received by the IAP.

**Vendor ID** 4491

**VSA Type** 229

**AVP Type** OCTETSTRING

**AVP Flag** M

## SIP-Method

This AVP holds the name of the SIP Method (INVITE, UPDATE, etc.) causing an accounting request to be sent to the AAA.

**Vendor ID** 10415

**VSA Type** 824

**AVP Type** UTF8STRING

**AVP Flag** M

## SIP-Number-Auth-Items

This AVP contains the number of authentication vectors asked/provided.

**Vendor ID** 10415

**VSA Type** 607

**AVP Type** UINT32

**AVP Flag** M

## SIP-Request-Timestamp

This AVP holds the time in UTC format of the initial SIP request (for example, Invite).

**Vendor ID** 0

**VSA Type** 834

**AVP Type** TIME

**AVP Flag** M

## SIP-Request-Timestamp-Fraction

SIP-Request-Timestamp-Fraction

**Vendor ID** 0

**VSA Type** 2301

**AVP Type** UINT32

**AVP Flag** M

## SIP-Response-Timestamp

This AVP holds the time in UTC format of the response to the initial SIP request (for example, 200 OK).

**Vendor ID** 0

**VSA Type** 835

**AVP Type** TIME

AVP Flag M

## SIP-Response-Timestamp-Fraction

SIP-Response-Timestamp-Fraction

**Vendor ID** 0

**VSA Type** 2302

**AVP Type** UINT32

AVP Flag M

## SIPTO-Permission

SIPTO-Permission

**Vendor ID** 10415

**VSA Type** 1613

**AVP Type** ENUM

Supported enumerated value(s):

0 SIPTO\_ALLOWED

1 SIPTO\_NOTALLOWED

AVP Flag M

## SM-Cause

SM-Cause

**Vendor ID** 10415

**VSA Type** 4305

**AVP Type** UINT32

AVP Flag M

## SM-Delivery-Cause

SM-Delivery-Cause

**Vendor ID** 10415

**VSA Type** 3321

**AVP Type** ENUM

Supported enumerated value(s):

0 UE\_MEMORY\_CAPACITY\_EXCEEDED

1 ABSENT\_USER



2 SUCCESSFUL\_TRANSFER

AVP Flag M

## SM-Delivery-Failure-Cause

SM-Delivery-Failure-Cause

Vendor ID 10415

VSA Type 3303

AVP Type GROUPED

Supported group value(s):

[ SM\_ENUMERATED\_DELIVERY\_FAILURE\_CAUSE ]

[ SM\_DIAGNOSTIC\_INFO ]

AVP Flag M

## SM-Delivery-Outcome

SM-Delivery-Outcome

Vendor ID 10415

VSA Type 3316

AVP Type GROUPED

Supported group value(s):

[ SM\_DELIVERY\_CAUSE ]

[ ABSENT\_USER\_DIAGNOSTIC\_SM ]

AVP Flag M

## SM-Delivery-Start-Time

SM-Delivery-Start-Time

Vendor ID 10415

VSA Type 3307

AVP Type TIME

AVP Flag M

## SM-Delivery-Timer

SM-Delivery-Timer

Vendor ID 10415

VSA Type 3306

**AVP Type** UINT32

**AVP Flag** M

## SM-Diagnostic-Info

SM-Diagnostic-Info

**Vendor ID** 10415

**VSA Type** 3305

**AVP Type** OCTETSTRING

**AVP Flag** M

## SM-Enumerated-Delivery-Failure-Cause

SM-Enumerated-Delivery-Failure-Cause

**Vendor ID** 10415

**VSA Type** 3304

**AVP Type** ENUM

Supported enumerated value(s):

0 MEMORY\_CAPACITY\_EXCEEDED

1 EQUIPMENT\_PROTOCOL\_ERROR

2 EQUIPMENT\_NOT\_SM-EQUIPPED

3 UNKNOWN\_SERVICE\_CENTRE

4 SC-CONGESTION

5 INVALID\_SME-ADDRESS

6 USER\_NOT\_SC-USER

**AVP Flag** M

## SM-RP-UI

SM-RP-UI

**Vendor ID** 10415

**VSA Type** 3301

**AVP Type** OCTETSTRING

**AVP Flag** M

## SMS-GMSC-Address

SMS-GMSC-Address

**Vendor ID** 10415  
**VSA Type** 3332  
**AVP Type** OCTETSTRING  
**AVP Flag** N/A

## SMS-GMSC-Alert-Event

SMS-GMSC-Alert-Event  
**Vendor ID** 10415  
**VSA Type** 3333  
**AVP Type** UINT32  
**AVP Flag** N/A

## SMS-Register-Request

SMS-Register-Request  
**Vendor ID** 10415  
**VSA Type** 1648  
**AVP Type** ENUM  
Supported enumerated value(s):  
0 SMS\_REGISTRATION\_REQUIRED  
1 SMS\_REGISTRATION\_NOT\_PREFERRED  
2 NO\_PREFERENCE  
**AVP Flag** N/A

## SMSMI-Correlation-ID

SMSMI-Correlation-ID  
**Vendor ID** 10415  
**VSA Type** 3324  
**AVP Type** GROUPED  
Supported group value(s):  
[ HSS\_ID ]  
[ ORIGINATING\_SIP\_URI ]  
[ DESTINATION\_SIP\_URI ]  
**AVP Flag** N/A

## SN-Absolute-Validity-Time

This AVP contains the validity time of the granted service units.

**Vendor ID** 8164

**VSA Type** 505

**AVP Type** TIME

**AVP Flag** N/A

## SN-Bandwidth-Control

This AVP contains the value to control bandwidth usage.

**Vendor ID** 8164

**VSA Type** 512

**AVP Type** ENUM

Supported enumerated value(s):

0 HIGH

1 LOW

**AVP Flag** M

## SN-CF-Policy-ID

SN-CF-Policy-ID

**Vendor ID** 8164

**VSA Type** 529

**AVP Type** UINT32

**AVP Flag** M

## SN-Charging-Collection-Function-Name

SN-Charging-Collection-Function-Name

**Vendor ID** 8164

**VSA Type** 530

**AVP Type** UTF8STRING

**AVP Flag** N/A

## SN-Charging-Id

This AVP contains the charging identifier.

**Vendor ID** 8164

**VSA Type** 525  
**AVP Type** OCTETSTRING  
**AVP Flag** N/A

## SN-Fast-Reauth-Username

This AVP is used for fast re-authentication of subscriber.

**Vendor ID** 8164  
**VSA Type** 11010  
**AVP Type** OCTETSTRING  
**AVP Flag** M

## SN-Firewall-Policy

This AVP contains the name of the Firewall policy to be enabled.

**Vendor ID** 8164  
**VSA Type** 515  
**AVP Type** UTF8STRING  
**AVP Flag** N/A

## SN-Monitoring-Key

It is an identifier to a usage monitoring control instance.

**Vendor ID** 8164  
**VSA Type** 518  
**AVP Type** UINT32  
**AVP Flag** N/A

## SN-Phase0-PSAPName

This AVP contains name of the County to be used for a subscriber.

**Vendor ID** 8164  
**VSA Type** 523  
**AVP Type** UTF8STRING  
**AVP Flag** N/A

## SN-Pseudonym-Username

This AVP is used for reauthentication of subscriber.

**Vendor ID** 8164

**VSA Type** 11011

**AVP Type** OCTETSTRING

**AVP Flag** M

## SN-Remaining-Service-Unit

SN-Remaining-Service-Unit

**Vendor ID** 8164

**VSA Type** 526

**AVP Type** GROUPED

Supported group value(s):

[ TARIFF\_CHANGE\_USAGE ]

[ CC\_TIME ]

[ CC\_TOTAL\_OCTETS ]

[ CC\_INPUT\_OCTETS ]

[ CC\_OUTPUT\_OCTETS ]

[ CC\_SERVICE\_SPECIFIC\_UNITS ]

[ 3GPP\_REPORTING\_REASON ]

**AVP Flag** N/A

## SN-Rulebase-Id

SN-Rulebase-Id

**Vendor ID** 8164

**VSA Type** 528

**AVP Type** UTF8STRING

**AVP Flag** M

## SN-Service-Flow-Detection

This AVP defines whether the PCEF should notify the PCRF when it detects traffic matching rules included within Charging-Rule-Install AVP.

**Vendor ID** 8164

**VSA Type** 520

**AVP Type** ENUM

Supported enumerated value(s):

0 ENABLE\_DETECTION

**AVP Flag** N/A

## SN-Service-Start-Timestamp

SN-Service-Start-Timestamp

**Vendor ID** 8164

**VSA Type** 527

**AVP Type** TIME

**AVP Flag** N/A

## SN-Time-Quota-Threshold

This AVP contains a quota threshold for time in percent value. This is vendor specific AVP.

**Vendor ID** 8164

**VSA Type** 503

**AVP Type** UINT32

**AVP Flag** M

## SN-Total-Used-Service-Unit

This is a vendor-specific AVP. This AVP contains the total consumed service units.

**Vendor ID** 8164

**VSA Type** 504

**AVP Type** GROUPED

Supported group value(s):

[ TARIFF\_CHANGE\_USAGE ]

[ CC\_TIME ]

[ CC\_TOTAL\_OCTETS ]

[ CC\_INPUT\_OCTETS ]

[ CC\_OUTPUT\_OCTETS ]

[ CC\_SERVICE\_SPECIFIC\_UNITS ]

[ 3GPP\_REPORTING\_REASON ]

**AVP Flag** N/A

## SN-Traffic-Policy

This AVP contains name of the Traffic Policing Policy.

**Vendor ID** 8164

**VSA Type** 514

**AVP Type** UTF8STRING

**AVP Flag** N/A

## SN-Transparent-Data

This is a vendor-specific AVP. This AVP contains current PDP session information. This AVP provides information obtained from the RADIUS server during Access-Accept that can be put into vendor-specific extension towards the CGF and Prepaid server for billing purposes. This AVP is optional in the Access-Accept message.

**Vendor ID** 8164

**VSA Type** 513

**AVP Type** OCTETSTRING

**AVP Flag** N/A

## SN-Unit-Quota-Threshold

This is a vendor-specific AVP. This AVP contains quota threshold for service specific units of quota in the CLCI-C in percent value.

**Vendor ID** 8164

**VSA Type** 502

**AVP Type** UINT32

**AVP Flag** M

## SN-Usage-Monitoring

This AVP is used by PCRF to indicate if usage-monitoring and reporting is enabled or disabled.

**Vendor ID** 8164

**VSA Type** 521

**AVP Type** ENUM

Supported enumerated value(s):

0 USAGE\_MONITORING\_DISABLED

1 USAGE\_MONITORING\_ENABLED

**AVP Flag** N/A

## SN-Usage-Monitoring-Control

This AVP is used for provisioning and reporting of usage information.



**Vendor ID** 8164

**VSA Type** 517

**AVP Type** GROUPED

Supported group value(s):

[ SN\_MONITORING\_KEY ]

[ SN\_USAGE\_MONITORING ]

[ SN\_USAGE\_VOLUME ]

**AVP Flag** N/A

## SN-Usage-Volume

This AVP indicates total uplink and downlink usage volume in octets.

**Vendor ID** 8164

**VSA Type** 519

**AVP Type** UINT64

**AVP Flag** N/A

## SN-Volume-Quota-Threshold

This AVP contains a volume threshold value in percentage value.

**Vendor ID** 8164

**VSA Type** 501

**AVP Type** UINT32

**AVP Flag** M

## SN1-IPv6-Primary-DNS

SN1-IPv6-Primary-DNS

**Vendor ID** 8164

**VSA Type** 101

**AVP Type** ADDRESS

**AVP Flag** M

## SN1-IPv6-Secondary-DNS

SN1-IPv6-Secondary-DNS

**Vendor ID** 8164

**VSA Type** 102

**AVP Type** ADDRESS

**AVP Flag** M

## SN1-Primary-DNS-Server

SN1-Primary-DNS-Server

**Vendor ID** 8164

**VSA Type** 5

**AVP Type** ADDRESS

**AVP Flag** M

## SN1-Rulebase

SN1-Rulebase

**Vendor ID** 8164

**VSA Type** 250

**AVP Type** UTF8STRING

**AVP Flag** M

## SN1-Secondary-DNS-Server

SN1-Secondary-DNS-Server

**Vendor ID** 8164

**VSA Type** 6

**AVP Type** ADDRESS

**AVP Flag** M

## SN1-VPN-Name

SN1-VPN-Name

**Vendor ID** 8164

**VSA Type** 2

**AVP Type** UTF8STRING

**AVP Flag** M

## SRES

This AVP contains the SRES.

**Vendor ID** 10415

**VSA Type** 1454  
**AVP Type** OCTETSTRING  
**AVP Flag** M

## SS-Action

SS-Action  
**Vendor ID** 9  
**VSA Type** 132072  
**AVP Type** ENUM  
Supported enumerated value(s):  
0 QUERY  
1 QUERY\_AND\_RECOVER  
**AVP Flag** N/A

## SS-Code

This AVP contains the supplementary service codes that are to be deleted from the subscription.  
**Vendor ID** 10415  
**VSA Type** 1476  
**AVP Type** OCTETSTRING  
**AVP Flag** M

## SS-Status

This AVP refers to the state information of individual supplementary services as defined in 3GPP TS 23.011.  
**Vendor ID** 10415  
**VSA Type** 1477  
**AVP Type** OCTETSTRING  
**AVP Flag** M

## SSID

SSID  
**Vendor ID** 10415  
**VSA Type** 1524  
**AVP Type** UTF8STRING  
**AVP Flag** N/A

## STN-SR

This AVP contains the session transfer number for SRVCC.

**Vendor ID** 10415

**VSA Type** 1433

**AVP Type** UTF8STRING

**AVP Flag** M

## Secondary-Charging-Collection-Function-Name

Defines the address of the secondary offline charging system for the bearer.

**Vendor ID** 10415

**VSA Type** 622

**AVP Type** DIAMURI

**AVP Flag** M

## Secondary-Event-Charging-Function-Name

Defines the address of the secondary online charging system for the bearer.

**Vendor ID** 10415

**VSA Type** 620

**AVP Type** DIAMURI

**AVP Flag** M

## Secondary-RAT-Type

It holds the value of Secondary RAT Type, as provided by the RAN.

**Vendor ID** 10415

**VSA Type** 1304

**AVP Type** OCTETSTRING

**AVP Flag** N/A

## Sector-Id

The identifier of sector that MS exists.

**Vendor ID** 0

**VSA Type** 10002

**AVP Type** UIN32

**AVP Flag** M

## Security-Parameter-Index

This AVP contains the security parameter index of the IPSec packet.

**Vendor ID** 10415

**VSA Type** 1056

**AVP Type** OCTETSTRING

**AVP Flag** M

## Send-Data-Indication

This AVP indicates that sender requests user data in SNR.

**Vendor ID** 0

**VSA Type** 710

**AVP Type** ENUM

Supported enumerated value(s): none

**AVP Flag** M

## Served-Party-IP-Address

This AVP holds the IP address of either the calling or called party, depending on whether the P-CSCF is in touch with the calling or the called party. This AVP is only provided by the P-CSCF and S-CSCF.

**Vendor ID** 10415

**VSA Type** 848

**AVP Type** ADDRESS

**AVP Flag** M

## Server-Assignment-Type

This AVP contains the type of server update being performed in a Server-Assignment-Request operation.

**Vendor ID** 10415

**VSA Type** 614

**AVP Type** ENUM

Supported enumerated value(s):

0 NO\_ASSIGNMENT

1 REGISTRATION

2 RE\_REGISTRATION

3 UNREGISTERED\_USER

4 TIMEOUT\_DEREGISTRATION

5 USER\_DEREGISTRATION  
 6 TIMEOUT\_DEREGISTRATION\_STORE\_SERVER\_NAME  
 7 USER\_DEREGISTRATION\_STORE\_SERVER\_NAME  
 8 ADMINISTRATIVE\_DEREGISTRATION  
 9 AUTHENTICATION\_FAILURE  
 10 AUTHENTICATION\_TIMEOUT  
 11 DEREGISTRATION\_TOO\_MUCH\_DATA  
**AVP Flag M**

## Server-Capabilities

This grouped AVP contains information/capabilities of an S-CSCF server.

**Vendor ID** 10415

**VSA Type** 603

**AVP Type** GROUPED

Supported group value(s):

[ MANDATORY\_CAPABILITY ]

[ OPTIONAL\_CAPABILITY ]

[ SERVER\_NAME ]

**AVP Flag M**

## Server-Name

This AVP contains a SIP-URL used to identify a SIP server.

**Vendor ID** 10415

**VSA Type** 602

**AVP Type** UTF8STRING

**AVP Flag M**

## Service-Feature-Rule-Definition

Service-Feature.

**Vendor ID** 9

**VSA Type** 132087

**AVP Type** GROUPED

Supported group value(s):

[ TRIGGER\_ACTION\_NAME ]

[ SERVICE\_FEATURE\_RULE\_STATUS ]

[ PROFILE\_NAME ]

**AVP Flag** N/A

## Service-Feature-Rule-Install

Service-Feature-Rule-Install.

**Vendor ID** 9

**VSA Type** 132086

**AVP Type** GROUPED

Supported group value(s):

[ SERVICE\_FEATURE\_RULE\_DEFINITION ]

**AVP Flag** N/A

## Service-Feature-Rule-Remove

Service-Feature-Rule-Remove.

**Vendor ID** 9

**VSA Type** 132091

**AVP Type** GROUPED

Supported group value(s):

[ TRIGGER\_ACTION\_NAME ]

**AVP Flag** N/A

## Service-Feature-Rule-Status

Service-Feature-Rule-Status

**Vendor ID** 9

**VSA Type** 132089

**AVP Type** ENUM

Supported enumerated value(s):

0 DISABLE

1 ENABLE

**AVP Flag** N/A

## Service-Feature-Status

Service-Feature-Status

**Vendor ID** 9**VSA Type** 132085**AVP Type** ENUM

Supported enumerated value(s):

0 DISABLE

1 ENABLE

**AVP Flag** N/A

## Service-Feature-Type

Service-Feature-Type

**Vendor ID** 9**VSA Type** 132084**AVP Type** ENUM

Supported enumerated value(s):

0 INVALID

1 CUSP

2 CUTO

3 UIDH

**AVP Flag** N/A

## Service-Feature

Service-Feature.

**Vendor ID** 9**VSA Type** 132083**AVP Type** GROUPED

Supported group value(s):

[ SERVICE\_FEATURE\_TYPE ]

[ SERVICE\_FEATURE\_STATUS ]

[ SERVICE\_FEATURE\_RULE\_INSTALL ]

[ SERVICE\_FEATURE\_RULE\_REMOVE ]

**AVP Flag** N/A

## Service-Activation

Service-Activation



**Vendor ID** 9

**VSA Type** 131094

**AVP Type** ENUM

Supported enumerated value(s):

0 USER\_PROFILE

1 AUTOMATIC

**AVP Flag** M

## Service-Area-Identity

This AVP contains the service area identifier of the user.

**Vendor ID** 10415

**VSA Type** 1607

**AVP Type** OCTETSTRING

**AVP Flag** M

## Service-CDR-Threshold

Service-CDR-Threshold

**Vendor ID** 9

**VSA Type** 131129

**AVP Type** GROUPED

Supported group value(s):

[ CDR\_VOLUME\_THRESHOLD ]

[ CDR\_TIME\_THRESHOLD ]

**AVP Flag** M

## Service-Class

This AVP contains the service class requested by the AF.

**Vendor ID** 13019

**VSA Type** 459

**AVP Type** UTF8STRING

**AVP Flag** N/A

## Service-Class-Type

Service-Class-Type

**Vendor ID** 9

**VSA Type** 131100

**AVP Type** UINT32

**AVP Flag** N/A

## Service-Context-Id

This AVP contains a unique identifier of the Diameter Credit Control service specific document that applies to the request. This is an identifier allocated by the service provider/operator, by the service element manufacturer or by a standardization body and MUST uniquely identify a given Diameter Credit Control service specific document. For offline charging, this identifies the service specific document ('middle tier' TS) on which associated CDRs should be based. The format of the Service-Context-Id is:  
 "extensions".MNC.MCC."Release"."service-context" "@" "domain"

**Vendor ID** 0

**VSA Type** 461

**AVP Type** UTF8STRING

**AVP Flag** M

## Service-Data-Container

This AVP enables the transmission of the container to be reported for Flow-based Charging. On encountering change on charging condition, this container identifies the volume count (separated for uplink and downlink), elapsed time or number of events, per service data flow identified per rating group or combination of the rating group and service id within an IP-CAN bearer.

**Vendor ID** 10415

**VSA Type** 2040

**AVP Type** GROUPED

Supported group value(s):

[ AF\_CORRELATION\_INFORMATION ]

[ CHARGING\_RULE\_BASE\_NAME ]

[ ACCOUNTING\_INPUT\_OCTETS ]

[ ACCOUNTING\_OUTPUT\_OCTETS ]

[ ACCOUNTING\_INPUT\_PACKETS ]

[ ACCOUNTING\_OUTPUT\_PACKETS ]

[ LOCAL\_SEQUENCE\_NUMBER ]

[ QOS\_INFORMATION ]

[ RATING\_GROUP ]

[ CHANGE\_TIME ]

[ SERVICE\_IDENTIFIER ]

[ SERVICE\_SPECIFIC\_INFO ]  
[ SGSN\_ADDRESS ]  
[ TIME\_FIRST\_USAGE ]  
[ TIME\_LAST\_USAGE ]  
[ TIME\_USAGE ]  
[ CHANGE\_CONDITION ]  
[ 3GPP\_USER\_LOCATION\_INFO ]  
[ FLOW\_DESCRIPTION ]  
[ CHARGING\_RULE\_NAME ]  
[ FIRST\_PACKET\_DIRECTION ]  
[ 3GPP2\_BSID ]  
**AVP Flag M**

## Service-Definition

Service-Definition

**Vendor ID 9**

**VSA Type 131076**

**AVP Type GROUPED**

Supported group value(s):

[ SERVICE\_NAME ]  
[ ONLINE\_BILLING\_BASIS ]  
[ DUAL\_BILLING\_BASIS ]  
[ SERVICE\_REPORTING\_LEVEL ]  
[ SERVICE\_CDR\_THRESHOLD ]  
[ SERVICE\_ACTIVATION ]  
[ ADVICE\_OF\_CHARGE ]  
[ SERVICE\_CLASS\_TYPE ]  
[ SERVICE\_IDLE\_TIME ]  
[ OWNER\_ID ]  
[ OWNER\_NAME ]  
[ ONLINE\_PASSTHROUGH\_QUOTA ]  
[ DUAL\_PASSTHROUGH\_QUOTA ]  
[ ONLINE\_REAUTHORIZATION\_THRESHOLD ]  
[ DUAL\_REAUTHORIZATION\_THRESHOLD ]

[ ONLINE\_REAUTHORIZATION\_TIMEOUT ]  
 [ REFUND\_POLICY ]  
 [ METER\_EXCLUDE ]  
 [ METER\_INCLUDE\_IMAP ]  
 [ METERING\_GRANULARITY ]  
 [ VERIFY ]  
 [ CISCO\_QUOTA\_CONSUMPTION\_TIME ]  
 [ SERVICE\_RATING\_GROUP ]  
 [ CISCO\_QOS\_PROFILE\_UPLINK ]  
 [ CISCO\_QOS\_PROFILE\_DOWNLINK ]  
 [ HEADER\_GROUP\_NAME ]  
 [ CONTENT\_POLICY\_MAP ]  
 [ SERVICE\_LIFE\_TIME ]

**AVP Flag M**

## Service-Group-Definition

Service-Group-Definition

**Vendor ID 9**

**VSA Type 131244**

**AVP Type GROUPED**

Supported group value(s):

[ SERVICE\_GROUP\_NAME ]  
 [ CISCO\_EVENT\_TRIGGER ]  
 [ CISCO\_QOS ]  
 [ CISCO\_FLOW\_STATUS ]  
 [ REDIRECT\_SERVER ]

**AVP Flag M**

## Service-Group-Event

Service-Group-Event

**Vendor ID 9**

**VSA Type 131247**

**AVP Type GROUPED**

Supported group value(s):

[ SERVICE\_GROUP\_NAME ]

[ CISCO\_EVENT ]

**AVP Flag** M

## Service-Group-Install

Service-Group-Install

**Vendor ID** 9

**VSA Type** 131245

**AVP Type** GROUPED

Supported group value(s):

[ SERVICE\_GROUP\_DEFINITION ]

**AVP Flag** M

## Service-Group-Name

Service-Group-Name

**Vendor ID** 9

**VSA Type** 131243

**AVP Type** OCTETSTRING

**AVP Flag** M

## Service-Group-Remove

Service-Group-Remove

**Vendor ID** 9

**VSA Type** 131246

**AVP Type** GROUPED

Supported group value(s):

[ SERVICE\_GROUP\_NAME ]

**AVP Flag** M

## Service-Identifier

Specifies the identity of the service or service component the service data flow in a charging rule relates to.

**Vendor ID** 0

**VSA Type** 439

**AVP Type** UINT32

AVP Flag M

## Service-Idle-Time

Service-Idle-Time

**Vendor ID** 9

**VSA Type** 131101

**AVP Type** UINT32

**AVP Flag** N/A

## Service-Indication

This AVP contains the Service Indication that identifies a service in AS.

**Vendor ID** 0

**VSA Type** 704

**AVP Type** OCTETSTRING

**AVP Flag** M

## Service-Info

Service-Info

**Vendor ID** 9

**VSA Type** 131078

**AVP Type** GROUPED

Supported group value(s):

[ SERVICE\_NAME ]

[ ONLINE ]

[ VIRTUAL\_ONLINE ]

**AVP Flag** M

## Service-Info-Status

This AVP indicates the status of the service information that the AF is providing to the PCRF.

**Vendor ID** 10415

**VSA Type** 527

**AVP Type** ENUM

Supported enumerated value(s):

0 FINAL\_SERVICE\_INFORMATION

1 PRELIMINARY\_SERVICE\_INFORMATION

**AVP Flag** M

## Service-Information

The purpose of this AVP is to allow the transmission of additional 3GPP service-specific information elements.

**Vendor ID** 10415

**VSA Type** 873

**AVP Type** GROUPED

Supported group value(s):

[ IMS\_INFORMATION ]

**AVP Flag** M

## Service-Install

Service-Install

**Vendor ID** 9

**VSA Type** 131185

**AVP Type** GROUPED

Supported group value(s):

[ SERVICE\_DEFINITION ]

**AVP Flag** M

## Service-Life-Time

Service-Life-Time

**Vendor ID** 9

**VSA Type** 131257

**AVP Type** UINT32

**AVP Flag** N/A

## Service-Name

Service-Name

**Vendor ID** 9

**VSA Type** 131087

**AVP Type** OCTETSTRING

**AVP Flag** M

## Service-Parameter-Info

Service-specific information used for rating.

**Vendor ID** 0

**VSA Type** 440

**AVP Type** GROUPED

Supported group value(s):

[ SERVICE\_PARAMETER\_TYPE ]

[ SERVICE\_PARAMETER\_VALUE ]

**AVP Flag** M

## Service-Parameter-Type

Service event specific parameter (for example, end-user location or service name).

**Vendor ID** 0

**VSA Type** 441

**AVP Type** UINT32

**AVP Flag** M

## Service-Parameter-Value

Value of the service parameter type.

**Vendor ID** 0

**VSA Type** 442

**AVP Type** OCTETSTRING

**AVP Flag** M

## Service-Rating-Group

Service-Rating-Group

**Vendor ID** 9

**VSA Type** 131162

**AVP Type** UINT32

**AVP Flag** N/A

## Service-Remove

Service-Remove

**Vendor ID** 9



**VSA Type** 131186  
**AVP Type** GROUPED  
Supported group value(s):  
[ SERVICE\_NAME ]  
**AVP Flag** M

## Service-Report

Service-Report  
**Vendor ID** 10415  
**VSA Type** 3161  
**AVP Type** GROUPED  
Supported group value(s):  
[ SERVICE\_RESULT ]  
[ NODE\_TYPE ]  
**AVP Flag** M

## Service-Reporting-Level

Service-Reporting-Level  
**Vendor ID** 9  
**VSA Type** 131125  
**AVP Type** ENUM  
Supported enumerated value(s):  
0 TRANSACTION  
1 SERVICE  
**AVP Flag** M

## Service-Result

Service-Result  
**Vendor ID** 10415  
**VSA Type** 3146  
**AVP Type** GROUPED  
Supported group value(s):  
[ VENDOR\_ID ]  
[ SERVICE\_RESULT\_CODE ]

AVP Flag M

## Service-Result-Code

Service-Result-Code

**Vendor ID** 10415

**VSA Type** 3147

**AVP Type** UINT32

AVP Flag M

## Service-Selection

This AVP contains the name of the service or the external network with which the mobility service should be associated.

**Vendor ID** 0

**VSA Type** 493

**AVP Type** OCTETSTRING

AVP Flag M

## Service-Specific-Data

This AVP holds service specific data if and as provided by an Application Server.

**Vendor ID** 0

**VSA Type** 1249

**AVP Type** GROUPED

Supported group value(s):

[ SERVICE\_SPECIFIC\_TYPE ]

[ SERVICE\_SPECIFIC\_VALUE ]

AVP Flag M

## Service-Specific-Info

This AVP holds service specific data if and as provided by an Application Server or a PCEF only for pre-defined PCC rules.

**Vendor ID** 10415

**VSA Type** 1249

**AVP Type** GROUPED

Supported group value(s):

[ SERVICE\_SPECIFIC\_DATA ]

[ SERVICE\_SPECIFIC\_TYPE ]

**AVP Flag** M

## Service-Specific-Type

This AVP holds the type of the Service-Specific-Data.

**Vendor ID** 0

**VSA Type** 1248

**AVP Type** UINT32

**AVP Flag** M

## Service-Specific-Value

This AVP holds service specific value.

**Vendor ID** 0

**VSA Type** 863

**AVP Type** UTF8STRING

**AVP Flag** M

## Service-Status

Service-Status

**Vendor ID** 9

**VSA Type** 131086

**AVP Type** GROUPED

Supported group value(s):

[ SERVICE\_NAME ]

[ CISCO\_FLOW\_STATUS ]

[ SERVICE\_RATING\_GROUP ]

[ CISCO\_QOS ]

[ REDIRECT\_SERVER ]

[ SERVICE\_GROUP\_NAME ]

**AVP Flag** M

## Service-Type

This AVP contains the type of service the user has requested or the type of service to be provided.

**Vendor ID** 0

**VSA Type 6****AVP Type ENUM**

Supported enumerated value(s):

- 1 Login
- 2 Framed
- 3 Callback-Login
- 4 Callback-Framed
- 5 Outbound
- 6 Administrative
- 7 NAS-Prompt
- 8 Authenticate-Only
- 9 Callback-NAS-Prompt
- 10 Call-Check
- 11 Callback-Administrative
- 12 Voice
- 13 Fax
- 14 Modem-Relay
- 15 IAPP-Register\_IEEE-802\_11f
- 16 IAPP-AP-Check\_IEEE-802\_11f
- 17 Authorize-Only-RADDynAuth

**AVP Flag M**

## Service-URN

This AVP indicates that an AF session is used for emergency traffic. It contains values of the service URN including sub-services, as registered at IANA.

**Vendor ID 10415**

**VSA Type 525**

**AVP Type OCTETSTRING**

**AVP Flag M**

## Services

Services

**Vendor ID 9**

**VSA Type 132082**

**AVP Type GROUPED**

Supported group value(s):

[ SERVICE\_FEATURE ]

**AVP Flag** N/A

## ServiceTypeIdentity

This AVP contains the LCS service type identity.

**Vendor ID** 10415

**VSA Type** 1484

**AVP Type** UINT32

**AVP Flag** M

## Serving-Node

This AVP contains information about the network node serving the targeted user.

**Vendor ID** 10415

**VSA Type** 2401

**AVP Type** GROUPED

Supported group value(s):

[ SGSN\_NUMBER ]

[ MME\_NAME ]

[ MME\_REALM ]

[ MSC\_NUMBER ]

[ 3GPP\_AAA\_SERVER\_NAME ]

[ LCS\_CAPABILITIES\_SETS ]

**AVP Flag** M

## Serving-Node-Type

This AVP contains type of the Serving Node.

**Vendor ID** 10415

**VSA Type** 2047

**AVP Type** ENUM

Supported enumerated value(s):

0 SGSN

1 PMIPSGW

2 GTPSGW

3 ePDG  
 4 hSGW  
 5 MME  
 6 TWAN  
**AVP Flag** M

## Serving-PLMN-Rate-Control

Serving-PLMN-Rate-Control

**Vendor ID** 10415

**VSA Type** 4310

**AVP Type** GROUPED

Supported group value(s):

[ UPLINK\_RATE\_LIMIT ]

[ DOWNLINK\_RATE\_LIMIT ]

**AVP Flag** M

## Session-Bundle-Id

Used to identify the group of sessions to which session of the AA-Answer belongs.

**Vendor ID** 13019

**VSA Type** 400

**AVP Type** UINT32

**AVP Flag** M

## Session-Id

Specifies the specific session with an identifier.

**Vendor ID** 0

**VSA Type** 263

**AVP Type** UTF8STRING

**AVP Flag** M

## Session-Linking-Indicator

This AVP indicates whether the session linking between the Gateway Control Session and the Gx session must be deferred.

**Vendor ID** 10415

**VSA Type** 1064

**AVP Type** ENUM

Supported enumerated value(s):

0 SESSION\_LINKING\_IMMEDIATE

1 SESSION\_LINKING\_DEFERRED

**AVP Flag** M

## Session-Priority

This AVP indicates to the HSS or accounting server the session's priority. PRIORITY-0 is the highest priority.

**Vendor ID** 10415

**VSA Type** 650

**AVP Type** ENUM

Supported enumerated value(s):

0 PRIORITY-0

1 PRIORITY-1

2 PRIORITY-2

3 PRIORITY-3

4 PRIORITY-4

**AVP Flag** N/A

## Session-Release-Cause

This AVP contains the release cause of the IP-CAN session.

**Vendor ID** 10415

**VSA Type** 1045

**AVP Type** ENUM

Supported enumerated value(s):

0 UNSPECIFIED\_REASON

1 UE\_SUBSCRIPTION\_REASON

2 INSUFFICIENT\_SERVER\_RESOURCES

**AVP Flag** M

## Session-Request-Type

This AVP indicates the action that the PDG is asking to the 3GPP AAA server to perform.

**Vendor ID** 10415

**VSA Type** 311

**AVP Type** ENUM

Supported enumerated value(s): none

**AVP Flag** M

## Session-Start-Indicator

This AVP contains the SFR Session Start Indication. Flags Primary PDP Context. Value is always 0xFF".

**Vendor ID** 8164

**VSA Type** 522

**AVP Type** OCTETSTRING

**AVP Flag** M

## Session-Sync-Requested

Session-Sync-Requested

**Vendor ID** 9

**VSA Type** 132041

**AVP Type** ENUM

Supported enumerated value(s):

1 STATE\_INFORMATION\_REQUIRED

**AVP Flag** N/A

## Session-Timeout

This AVP contains the maximum number of seconds of service to be provided to the user before termination of the session.

**Vendor ID** 0

**VSA Type** 27

**AVP Type** UINT32

**AVP Flag** M

## Software-Version

This AVP contains the Software Version of the International Mobile Equipment Identity.

**Vendor ID** 10415

**VSA Type** 6004

**AVP Type** UTF8STRING



**AVP Flag** M

## Specific-APN-Info

This AVP contains the APN which is not present in the subscription context but the UE is authorized to connect to and the identity of the registered PDN-GW.

**Vendor ID** 10415

**VSA Type** 1472

**AVP Type** GROUPED

Supported group value(s):

[ SERVICE\_SELECTION ]

[ MIP6\_AGENT\_INFO ]

[ VISITED\_NETWORK\_IDENTIFIER ]

**AVP Flag** M

## Specific-Action

Within an E-PDF initiated Re-Authorization Request; the Specific-Action AVP determines the type of the action.

**Vendor ID** 10415

**VSA Type** 513

**AVP Type** ENUM

Supported enumerated value(s):

1 CHARGING\_CORRELATION\_EXCHANGE

2 INDICATION\_OF\_LOSS\_OF\_BEARER

3 INDICATION\_OF\_RECOVERY\_OF\_BEARER

4 INDICATION\_OF\_RELEASE\_OF\_BEARER

5 INDICATION\_OF\_ESTABLISHMENT\_OF\_BEARER

6 IP\_CAN\_CHANGE

**AVP Flag** M

## Sponsor-Identity

Sponsor-Identity

**Vendor ID** 10415

**VSA Type** 531

**AVP Type** UTF8STRING

**AVP Flag** N/A

## Sponsored-Connectivity-Data

Sponsored-Connectivity-Data

**Vendor ID** 10415

**VSA Type** 530

**AVP Type** GROUPED

Supported group value(s):

[ SPONSOR\_IDENTITY ]

[ APPLICATION\_SERVICE\_PROVIDER\_IDENTITY ]

[ GRANTED\_SERVICE\_UNIT ]

[ USED\_SERVICE\_UNIT ]

**AVP Flag** N/A

## Starent-Subscriber-Permission

This AVP is used to control the Network Mobility (NEMO) permission on a per Enterprise/PDN connection basis.

**Vendor ID** 8164

**VSA Type** 20

**AVP Type** ENUM

Supported enumerated value(s):

0 None

1 Simple-IP

2 Mobile-IP

3 Simple-IP-Mobile-IP

4 HA-Mobile-IP

5 Simple-IP-HA-Mobile-IP

6 Mobile-IP-HA-Mobile-IP

7 SIP-MIP-HA-MIP

8 GGSN-PDP-TYPE-IP

16 GGSN-PDP-TYPE-PPP

32 Network-Mobility

38 FA-HA-NEMO

64 PMIPv6

127 All

**AVP Flag** M

## Start-Time

This AVP contains a time-stamp (in UTC format) which represents the start of a service flow at the BM.

**Vendor ID** 10415

**VSA Type** 2041

**AVP Type** TIME

**AVP Flag** M

## Start-of-Port-Range

Start-of-Port-Range

**Vendor ID** 9

**VSA Type** 131149

**AVP Type** UINT32

**AVP Flag** N/A

## State

Sent by Diameter server to the NAS in an AA Response command that contains either a Result-Code of "DIAMETER\_MULTI\_ROUND\_AUTH" or a "Termination-Action" AVP with the value of "AA-REQUEST".

**Vendor ID** 0

**VSA Type** 24

**AVP Type** OCTETSTRING

**AVP Flag** M

## Stop-Time

This AVP contains a time-stamp (in UTC format) which represents the termination of a service flow at the BM. This AVP is only included in an accounting request with Accounting-Record-Type indicating STOP\_RECORD.

**Vendor ID** 10415

**VSA Type** 2042

**AVP Type** TIME

**AVP Flag** M

## Subs-Req-Type

This AVP indicates the type of subscription to notifications request in SNR.Subs-Req-Type.

**Vendor ID** 0

**VSA Type** 705

**AVP Type** ENUM

Supported enumerated value(s): none

**AVP Flag** M

## Subscribed-Periodic-RAU-TAU-Timer

Subscribed-Periodic-RAU-TAU-Timer

**Vendor ID** 10415

**VSA Type** 1619

**AVP Type** UINT32

**AVP Flag** N/A

## Subscriber-IP-Source

Subscriber-IP-Source

**Vendor ID** 9

**VSA Type** 131136

**AVP Type** ENUM

Supported enumerated value(s):

0 DEFAULT

1 HTTP\_X\_FORWARDED\_FOR

**AVP Flag** M

## Subscriber-Priority

Subscriber-Priority

**Vendor ID** 5535

**VSA Type** 6078

**AVP Type** GROUPED

Supported group value(s):

[ 3GPP2\_MAX\_AUTH\_AGGR\_BW\_BET ]

[ 3GPP2\_MAX\_PER\_FLOW\_PRIORITY\_USER ]

[ 3GPP2\_INTER\_USER\_PRIORITY ]

[ 3GPP2\_ALLOWED\_PERSISTENT\_TFTS ]

[ 3GPP2\_MAX\_SVC\_INST\_LINK\_FLOW\_TOTAL ]

[ 3GPP2\_SERVICE\_OPTION\_PROFILE ]

**AVP Flag** M

## Subscriber-Profile

Subscriber-Profile

**Vendor ID** 9

**VSA Type** 132081

**AVP Type** OCTETSTRING

**AVP Flag** N/A

## Subscriber-Status

This AVP indicates if the service is barred or granted.

**Vendor ID** 10415

**VSA Type** 1424

**AVP Type** ENUM

Supported enumerated value(s):

0 SERVICEGRANTED

1 OPERATORDETERMINEDBARRING

**AVP Flag** M

## Subscription-Data

This AVP contains the information related to the user profile relevant for EPS and GERAN/UTRAN.

**Vendor ID** 10415

**VSA Type** 6001

**AVP Type** GROUPED

Supported group value(s):

[ SUBSCRIBER\_STATUS ]

[ MSISDN ]

[ STN\_SR ]

[ ICS\_INDICATOR ]

[ NETWORK\_ACCESS\_MODE ]

[ OPERATOR\_DETERMINED\_BARRING ]

[ HPLMN\_ODB ]

[ REGIONAL\_SUBSCRIPTION\_ZONE\_CODE ]

[ ACCESS\_RESTRICTION\_DATA ]

[ APN\_OI\_REPLACEMENT ]

[ 3GPP\_CHARGING\_CHARACTERISTICS ]

[ AMBR ]  
 [ APN\_CONFIGURATION\_PROFILE ]  
 [ RAT\_FREQUENCY\_SELECTION\_PRIORITY ]  
 [ SUBSCRIBED\_PERIODIC\_RAU\_TAU\_TIMER ]  
 [ DL\_BUFFERING\_SUGGESTED\_PACKET\_COUNT ]  
**AVP Flag** M

## Subscription-Id

Identifier for the end-users subscription (IMSI, MSISDN, etc.).

**Vendor ID** 0

**VSA Type** 443

**AVP Type** GROUPED

Supported group value(s):

[ SUBSCRIPTION\_ID\_TYPE ]  
 [ SUBSCRIPTION\_ID\_DATA ]

**AVP Flag** M

## Subscription-Id-Data

Used to identify the end user information.

**Vendor ID** 0

**VSA Type** 444

**AVP Type** UTF8STRING

**AVP Flag** M

## Subscription-Id-Type

Determines the type of identifier carried by the Subscription-Id AVP.

**Vendor ID** 0

**VSA Type** 450

**AVP Type** ENUM

Supported enumerated value(s):

0 END\_USER\_E164  
 1 END\_USER\_IMSI  
 2 END\_USER\_SIP\_URI  
 3 END\_USER\_NAI

4 END\_USER\_PRIVATE

**AVP Flag** M

## Subscription-Info

This AVP contains the UE's subscription information.

**Vendor ID** 10415

**VSA Type** 642

**AVP Type** GROUPED

Supported group value(s):

[ CALL\_ID\_SIP\_HEADER ]

[ FROM\_SIP\_HEADER ]

[ TO\_SIP\_HEADER ]

[ RECORD\_ROUTE ]

[ CONTACT ]

**AVP Flag** N/A

## Supported-Applications

This AVP contains supported application identifiers of a Diameter node.

**Vendor ID** 10415

**VSA Type** 631

**AVP Type** GROUPED

Supported group value(s):

[ AUTH\_APPLICATION\_ID ]

[ ACCT\_APPLICATION\_ID ]

[ VENDOR\_SPECIFIC\_APPLICATION\_ID ]

**AVP Flag** M

## Supported-Features

This AVP informs the destination host about the features supported by the origin host.

**Vendor ID** 10415

**VSA Type** 628

**AVP Type** GROUPED

Supported group value(s):

[ VENDOR\_ID ]

[ FEATURE\_LIST\_ID ]

[ FEATURE\_LIST ]

**AVP Flag** M

## Supported-Features-Resp

This AVP contains a list of supported features of the origin host (Answer message without M bit set).

**Vendor ID** 10415

**VSA Type** 628

**AVP Type** GROUPED

Supported group value(s):

[ VENDOR\_ID\_RESP ]

[ FEATURE\_LIST\_ID\_RESP ]

[ FEATURE\_LIST\_RESP ]

**AVP Flag** N/A

## Supported-Features-without-M-bit

Supported-Features-without-M-bit

**Vendor ID** 10415

**VSA Type** 628

**AVP Type** GROUPED

Supported group value(s):

[ VENDOR\_ID ]

[ FEATURE\_LIST\_ID ]

[ FEATURE\_LIST ]

**AVP Flag** N/A

## Supported-GAD-Shapes

This AVP contains a bitmask. A node shall mark in the BIT STRING all shapes defined in 3GPP TS 23.032. Bits 6-0 indicate the supported shapes defined in 3GPP TS 23.032. Bits 7 to 31 can be ignored.

**Vendor ID** 10415

**VSA Type** 2510

**AVP Type** UINT32

**AVP Flag** M



## Supported-RAT-Type

This AVP contains one of E-UTRAN, UTRAN, GERAN, GAN, I-HSPA-EVOLUTION.

**Vendor ID** 10415

**VSA Type** 6005

**AVP Type** UTF8STRING

**AVP Flag** M

## Supported-Vendor-Id

Specifies the vendor ID other than the device vendor.

**Vendor ID** 0

**VSA Type** 265

**AVP Type** UINT32

**AVP Flag** M

## TCP-SYN

TCP-SYN

**Vendor ID** 9

**VSA Type** 131194

**AVP Type** UTF8STRING

**AVP Flag** M

## TDF-Application-Identifier

It references the application detection filter (e.g. its value may represent an application such as a list of URLs, etc.) which the PCC rule for Application Detection and Control in the PCEF applies. The TDF-Application-Identifier AVP also references the application in the reporting to the PCRF.

**Vendor ID** 10415

**VSA Type** 1088

**AVP Type** OCTETSTRING

**AVP Flag** N/A

## TDF-Application-Instance-Identifier

This AVP will be dynamically assigned by the PCEF supporting ADC feature in order to allow correlation of application Start and Stop events to the specific service data flow description, if service data flow descriptions are deducible and will be reported from the PCEF to the PCRF when the flow description is deducible along with the corresponding Event Trigger.

**Vendor ID** 10415  
**VSA Type** 2802  
**AVP Type** OCTETSTRING  
**AVP Flag** N/A

## TFR-Flags

TFR-Flags  
**Vendor ID** 10415  
**VSA Type** 3302  
**AVP Type** UINT32  
**AVP Flag** M

## TFT-Filter

This AVP contains the flow filter for one Traffic Flow Template (TFT) packet filter.

**Vendor ID** 10415  
**VSA Type** 1012  
**AVP Type** IPFILTERRULE  
**AVP Flag** M

## TFT-Packet-Filter-Information

This AVP contains the information from a single TFT packet filter including the evaluation precedence, the filter and the Type-of-Service/Traffic Class sent from the TPF to the CRE.

**Vendor ID** 10415  
**VSA Type** 1013  
**AVP Type** GROUPED  
Supported group value(s):  
[ PRECEDENCE ]  
[ TFT\_FILTER ]  
[ TOS\_TRAFFIC\_CLASS ]  
[ FLOW\_DIRECTION ]  
**AVP Flag** M

## TMGI

This AVP contains the Temporary Mobile Group Identity (TMGI) allocated to a particular MBMS bearer service.

**Vendor ID** 10415  
**VSA Type** 900  
**AVP Type** OCTETSTRING  
**AVP Flag** M

## TMO-Clientless-Optimisation-Rule

TMO-Clientless-Optimisation-Rule  
**Vendor ID** 29168  
**VSA Type** 1004  
**AVP Type** UINT32  
**AVP Flag** N/A

## TMO-Virtual-Gi-ID

TMO-Virtual-Gi-ID  
**Vendor ID** 29168  
**VSA Type** 120  
**AVP Type** UINT32  
**AVP Flag** N/A

## TS-Code

This AVP contains the code identifying a single teleservice, a group of teleservices, or all teleservices.

**Vendor ID** 10415  
**VSA Type** 1487  
**AVP Type** OCTETSTRING  
**AVP Flag** M

## TWAN-Identifier

TWAN-Identifier  
**Vendor ID** 10415  
**VSA Type** 29  
**AVP Type** OCTETSTRING  
**AVP Flag** N/A

## TWAN-User-Location-Info

This AVP indicates the UE location in a Trusted WLAN Access Network (TWAN). This grouped AVP contains BSSID and SSID of the access point.

**Vendor ID** 10415

**VSA Type** 2714

**AVP Type** GROUPED

Supported group value(s):

[ SSID ]

[ BSSID ]

**AVP Flag** M

## Tap-Id

This AVP holds the Tap ID as provisioned by the DF.

**Vendor ID** 4491

**VSA Type** 231

**AVP Type** UTF8STRING

**AVP Flag** M

## Tariff-Change-Usage

Defines whether units are used before or after a tariff change.

**Vendor ID** 0

**VSA Type** 452

**AVP Type** ENUM

Supported enumerated value(s):

0 UNIT\_BEFORE\_TARIFF\_CHANGE

1 UNIT\_AFTER\_TARIFF\_CHANGE

2 UNIT\_INDETERMINATE

**AVP Flag** M

## Tariff-Time-Change

It is sent from the server to the client and includes the time in seconds since January 1, 1900, 00:00 UTC, when the tariff of the service is changed.

**Vendor ID** 0

**VSA Type** 451

**AVP Type** TIME

**AVP Flag** M

## Tariff-XML

Tariff-XML

**Vendor ID** 10415

**VSA Type** 2306

**AVP Type** UTF8STRING

**AVP Flag** M

## Teleservice-List

This AVP contains the service codes for the short message related teleservice for a subscriber.

**Vendor ID** 10415

**VSA Type** 1486

**AVP Type** GROUPED

Supported group value(s):

[ TS\_CODE ]

**AVP Flag** M

## Terminal-Information

This AVP contains the information about the user's mobile equipment.

**Vendor ID** 10415

**VSA Type** 6002

**AVP Type** GROUPED

Supported group value(s):

[ ESN ]

[ MEID ]

[ IMEI ]

[ SOFTWARE\_VERSION ]

**AVP Flag** M

## Terminal-Type

This AVP contains a value of the User Class DHCP Option.

**Vendor ID** 13019

**VSA Type** 352

**AVP Type** OCTETSTRING

**AVP Flag** M

## Terminate-Bearer

Terminate-Bearer

**Vendor ID** 10415

**VSA Type** 131161

**AVP Type** GROUPED

Supported group value(s):

[ BEARER\_IDENTIFIER ]

**AVP Flag** M

## Terminating-IOI

This AVP holds the Inter Operator Identifier for the originating network as generated by the S-CSCF in the home network of the terminating end user.

**Vendor ID** 0

**VSA Type** 840

**AVP Type** UTF8STRING

**AVP Flag** M

## Termination-Cause

This AVP indicates the reason why a session was terminated on the access device.

**Vendor ID** 0

**VSA Type** 295

**AVP Type** ENUM

Supported enumerated value(s):

1 DIAMETER\_LOGOUT

2 DIAMETER\_SERVICE\_NOT\_PROVIDED

3 DIAMETER\_BAD\_ANSWER

4 DIAMETER\_ADMINISTRATIVE

5 DIAMETER\_LINK\_BROKEN

6 DIAMETER\_AUTH\_EXPIRED

7 DIAMETER\_USER\_MOVED

8 DIAMETER\_SESSION\_TIMEOUT

**AVP Flag** M

## Time-First-Usage

This AVP specifies the time in UTC format for the first IP packet to be transmitted and mapped to the current service data container.

**Vendor ID** 10415

**VSA Type** 2043

**AVP Type** TIME

**AVP Flag** M

## Time-Last-Usage

This AVP specifies the time in UTC format for the last IP packet to be transmitted and mapped to the current service data container.

**Vendor ID** 10415

**VSA Type** 2044

**AVP Type** TIME

**AVP Flag** M

## Time-Stamps

This grouped AVP holds the time of the initial SIP request and the time of the response to the initial SIP Request.

**Vendor ID** 0

**VSA Type** 833

**AVP Type** GROUPED

Supported group value(s):

[ SIP\_REQUEST\_TIMESTAMP ]

[ SIP\_RESPONSE\_TIMESTAMP ]

[ SIP\_REQUEST\_TIMESTAMP\_FRACTION ]

[ SIP\_RESPONSE\_TIMESTAMP\_FRACTION ]

**AVP Flag** M

## Time-Threshold

Time-Threshold

**Vendor ID** 9

**VSA Type** 131081

**AVP Type** UINT32

**AVP Flag** N/A

## Time-Usage

This AVP indicates the length of the current flow in seconds.

**Vendor ID** 10415

**VSA Type** 2045

**AVP Type** UINT32

**AVP Flag** M

## To-SIP-Header

This AVP contains the information in the To header.

**Vendor ID** 10415

**VSA Type** 645

**AVP Type** OCTETSTRING

**AVP Flag** N/A

## ToS-Traffic-Class

This AVP contains the Type-of-Service/Traffic-Class of a TFT packet filter.

**Vendor ID** 10415

**VSA Type** 1014

**AVP Type** OCTETSTRING

**AVP Flag** M

## Trace-Collection-Entity

This AVP contains the IPv4 or IPv6 address of the Trace Collection Entity.

**Vendor ID** 10415

**VSA Type** 1452

**AVP Type** ADDRESS

**AVP Flag** M

## Trace-Data

This AVP contains the information related to trace function.



**Vendor ID** 10415

**VSA Type** 1458

**AVP Type** GROUPED

Supported group value(s):

[ TRACE\_REFERENCE ]

[ TRACE\_DEPTH\_LIST ]

[ TRACE\_NE\_TYPE\_LIST ]

[ TRACE\_INTERFACE\_LIST ]

[ TRACE\_EVENT\_LIST ]

[ OMC\_ID ]

[ TRACE\_COLLECTION\_ENTITY ]

**AVP Flag** M

## Trace-Depth

This AVP indicates whether entire signaling messages or just some IEs need to be recorded.

**Vendor ID** 10415

**VSA Type** 1462

**AVP Type** ENUM

Supported enumerated value(s):

0 Minimum

1 Medium

2 Maximum

3 MinimumWithoutVendorSpecificExtension

4 MediumWithoutVendorSpecificExtension

5 MaximumWithoutVendorSpecificExtension

**AVP Flag** M

## Trace-Depth-List

This AVP contains the list of Trade Depths per NE Type.

**Vendor ID** 10415

**VSA Type** 1460

**AVP Type** GROUPED

Supported group value(s):

[ TRACE\_DEPTH\_PER\_NE\_TYPE ]

AVP Flag M

## Trace-Depth-Per-NE-Type

This AVP contains the Network-Element-Type that is involved in a session trace, and the corresponding depth of trace for the specified Network-Element-Type.

**Vendor ID** 10415

**VSA Type** 1451

**AVP Type** GROUPED

Supported group value(s):

[ NETWORK\_ELEMENT\_TYPE ]

[ TRACE\_DEPTH ]

AVP Flag M

## Trace-Event-List

Trace-Event-List

**Vendor ID** 10415

**VSA Type** 1465

**AVP Type** OCTETSTRING

AVP Flag M

## Trace-Interface-List

Trace-Interface-List

**Vendor ID** 10415

**VSA Type** 1464

**AVP Type** OCTETSTRING

AVP Flag M

## Trace-NE-Type-List

This AVP contains the concatenation of MCC MNC.

**Vendor ID** 10415

**VSA Type** 1463

**AVP Type** OCTETSTRING

AVP Flag M

## Trace-Reference

This AVP contains the concatenation of MCC MNC.

**Vendor ID** 10415

**VSA Type** 1459

**AVP Type** OCTETSTRING

**AVP Flag** M

## Tracking-Area-Identity

This AVP contains the tracking area identifier of the user.

**Vendor ID** 10415

**VSA Type** 1603

**AVP Type** OCTETSTRING

**AVP Flag** M

## Traffic-Data-Volumes

This AVP is used to allow the transmission of the IPCAN bearer container on encountering change on charging condition for this IP-CAN bearer. The Rf interface supports AMBR reporting for non-guaranteed bit rate (non-GBR) bearers in a TDV AVP group.

**Vendor ID** 10415

**VSA Type** 2046

**AVP Type** GROUPED

Supported group value(s):

[ QOS\_INFORMATION ]

[ ACCOUNTING\_INPUT\_OCTETS ]

[ ACCOUNTING\_INPUT\_PACKETS ]

[ ACCOUNTING\_OUTPUT\_OCTETS ]

[ ACCOUNTING\_OUTPUT\_PACKETS ]

[ CHANGE\_CONDITION ]

[ CHANGE\_TIME ]

[ 3GPP\_USER\_LOCATION\_INFO ]

**AVP Flag** M

## Transcoder-Inserted-Indication

Transcoder-Inserted-Indication

**Vendor ID** 10415

**VSA Type** 2605

**AVP Type** ENUM

Supported enumerated value(s): none

**AVP Flag** M

## Transport-Class

This AVP contains an integer used as an index pointing to a class of transport services to be applied.

**Vendor ID** 13019

**VSA Type** 311

**AVP Type** UINT32

**AVP Flag** N/A

## Trigger-Action-Name

Trigger-Action-Name

**Vendor ID** 9

**VSA Type** 132088

**AVP Type** OCTETSTRING

**AVP Flag** N/A

## Trunk-Group-ID

This grouped AVP identifies the incoming and outgoing PSTN legs.

**Vendor ID** 10415

**VSA Type** 851

**AVP Type** GROUPED

Supported group value(s):

[ INCOMING\_TRUNK\_GROUP\_ID ]

[ OUTGOING\_TRUNK\_GROUP\_ID ]

**AVP Flag** M

## Tunnel-Assignment-Id

Used to indicate to the tunnel initiator the particular tunnel to which a session is to be assigned.

**Vendor ID** 0

**VSA Type** 82

**AVP Type** OCTETSTRING

**AVP Flag** M

## Tunnel-Client-Auth-Id

Specifies the name used by the tunnel initiator during the authentication phase of tunnel establishment.

**Vendor ID** 0

**VSA Type** 90

**AVP Type** UTF8STRING

**AVP Flag** M

## Tunnel-Client-Endpoint

This AVP contains the address of the initiator end of the tunnel.

**Vendor ID** 0

**VSA Type** 66

**AVP Type** UTF8STRING

**AVP Flag** M

## Tunnel-Header-Filter

Tunnel-Header-Filter

**Vendor ID** 10415

**VSA Type** 1036

**AVP Type** IPFILTERRULE

**AVP Flag** M

## Tunnel-Header-Length

This AVP indicates the length of the tunnel header in octets.

**Vendor ID** 10415

**VSA Type** 1037

**AVP Type** UINT32

**AVP Flag** M

## Tunnel-Information

This AVP contains the tunnel (outer) header information from a single IP flow.

**Vendor ID** 10415

**VSA Type** 1038

**AVP Type** GROUPED

Supported group value(s):

[ TUNNEL\_HEADER\_LENGTH ]

[ TUNNEL\_HEADER\_FILTER ]

**AVP Flag** M

## Tunnel-Medium-Type

This AVP contains the transport medium to use when creating a tunnel for protocols (such as L2TP) that can operate over multiple transports.

**Vendor ID** 0

**VSA Type** 65

**AVP Type** ENUM

Supported enumerated value(s):

1 IPv4\_IPversion4

2 IPv6\_IPversion6

3 NSAP

4 HDLC-8-bit\_multidrop

5 BBN-1822

6 802-includes-all-802-media-plus-Ethernet-canonical\_format

7 E163\_POTS

8 E164\_SMDS\_Frame-Relay\_ATM

9 F69\_Telex

10 X121\_X25\_Frame-Relay

11 IPX

12 Appletalk

13 Decnet\_IV

14 Banyan\_Vines

15 E164-with-NSAP-format-subaddress

**AVP Flag** M

## Tunnel-Password

This AVP contains a password to be used to authenticate to a remote server.

**Vendor ID** 0

**VSA Type** 69

**AVP Type** OCTETSTRING

**AVP Flag** M

## Tunnel-Preference

Used to identify the relative preference assigned to each tunnel when more than one set of tunneling AVPs is returned within separate Grouped-AVPs.

**Vendor ID** 0

**VSA Type** 83

**AVP Type** UINT32

**AVP Flag** M

## Tunnel-Private-Group-Id

This AVP contains the group ID for a particular tunneled session.

**Vendor ID** 0

**VSA Type** 81

**AVP Type** OCTETSTRING

**AVP Flag** M

## Tunnel-Server-Auth-Id

This AVP contains the name used by the tunnel terminator during the authentication phase of tunnel establishment.

**Vendor ID** 0

**VSA Type** 91

**AVP Type** UTF8STRING

**AVP Flag** M

## Tunnel-Server-Endpoint

This AVP contains the address of the server end of the tunnel.

**Vendor ID** 0

**VSA Type** 67

**AVP Type** UTF8STRING

**AVP Flag** M

## Tunnel-Type

This AVP contains the tunneling protocol(s) to be used (in the case of a tunnel initiator) or in use (in the case of a tunnel terminator).

**Vendor ID** 0

**VSA Type** 64

**AVP Type** ENUM

Supported enumerated value(s):

- 1 Point-to-Point\_Tunneling\_Protocol-PPTP
- 2 Layer-Two-Forwarding\_L2F
- 3 Layer-Two-Tunneling\_Protocol-L2TP
- 4 Ascend-Tunnel-Management-Protocol-ATMP
- 5 Virtual-Tunneling-Protocol-VTP
- 6 IP-Authentication-Header-in-the-Tunnel-mode\_AH
- 7 IP-in-IP\_Encapsulation\_IP-IP
- 8 Minimal\_IP-in-IP\_Encapsulation\_MIN-IP-IP
- 9 IP\_Encapsulating\_Security\_Payload\_in\_the\_Tunnel-mode\_ESP
- 10 Generic\_Route\_Encapsulation\_GRE
- 11 Bay\_Dial\_Virtual\_Services-DVS
- 12 IP-in-IP-Tunneling
- 13 Virtual-LANs-VLAN

**AVP Flag** M

## Tunneling

Used to describe a compulsory tunnel service.

**Vendor ID** 0

**VSA Type** 401

**AVP Type** GROUPED

Supported group value(s):

- [ TUNNEL\_TYPE ]
- [ TUNNEL\_MEDIUM\_TYPE ]
- [ TUNNEL\_CLIENT\_ENDPOINT ]
- [ TUNNEL\_SERVER\_ENDPOINT ]
- [ TUNNEL\_PREFERENCE ]
- [ TUNNEL\_CLIENT\_AUTH\_ID ]



[ TUNNEL\_SERVER\_AUTH\_ID ]  
[ TUNNEL\_ASSIGNMENT\_ID ]  
[ TUNNEL\_PASSWORD ]  
[ TUNNEL\_PRIVATE\_GROUP\_ID ]  
**AVP Flag M**

## UAR-Flags

This AVP contains a bit mask, if the bit 0 is set, it indicates that the request corresponds to an IMS Emergency Registration.

**Vendor ID 0**

**VSA Type 637**

**AVP Type UINT32**

**AVP Flag M**

## UDP-Source-Port

This AVP contains the UDP source port number. This AVP is included on S2b interface if NAT is detected and UE Local IP Address is present for Fixed Broadband access network.

**Vendor ID 10415**

**VSA Type 2806**

**AVP Type UINT32**

**AVP Flag N/A**

## UE-Count

UE-Count

**Vendor ID 10415**

**VSA Type 4308**

**AVP Type UINT32**

**AVP Flag M**

## UE-Local-IP-Address

UE-Local-IP-Address

**Vendor ID 10415**

**VSA Type 2805**

**AVP Type ADDRESS**

**AVP Flag N/A**

## UE-Reachability-Configuration

UE-Reachability-Configuration

**Vendor ID** 10415

**VSA Type** 3129

**AVP Type** GROUPED

Supported group value(s):

[ REACHABILITY\_TYPE ]

[ MAXIMUM\_LATENCY ]

[ MAXIMUM\_RESPONSE\_TIME ]

**AVP Flag** M

## UE-SRVCC-Capability

UE-SRVCC-Capability

**Vendor ID** 10415

**VSA Type** 1615

**AVP Type** ENUM

Supported enumerated value(s):

0 UE-SRVCC-NOT-SUPPORTED

1 UE-SRVCC-SUPPORTED

**AVP Flag** M

## UE-Usage-Type

This AVP is a subscription information parameter that is stored in the HSS, used by the serving network to select the Dedicated Core Network (DCN) that must serve the UE. Multiple UE Usage Types can be served by the same DCN.




---

**Note** A single UE subscription can be associated only with a single UE Usage Type, which describes its characteristics and functions.

---

**Vendor ID** 10415

**VSA Type** 1680

**AVP Type** UINT32

**AVP Flag** M

## ULA-Flags

The ULR-Flags AVP is of type Unsigned32 and it contains a bit mask.

**Vendor ID** 10415

**VSA Type** 6007

**AVP Type** UINT32

**AVP Flag** M

## ULR-Flags

The ULR-Flags AVP is of type Unsigned32 and it contains a bit mask.

**Vendor ID** 10415

**VSA Type** 6006

**AVP Type** UINT32

**AVP Flag** M

## UMTS-Vector

This AVP contains Authentication Information for UMTS.

**Vendor ID** 10415

**VSA Type** 6018

**AVP Type** GROUPED

Supported group value(s):

[ ITEM\_NUMBER ]

[ RAND ]

[ XRES ]

[ AUTN ]

[ CONFIDENTIALITY\_KEY ]

[ INTEGRITY\_KEY ]

**AVP Flag** M

## UTRAN-Vector

This AVP contains Authentication Information for UTRAN.

**Vendor ID** 10415

**VSA Type** 1415

**AVP Type** GROUPED

Supported group value(s):

[ ITEM\_NUMBER ]  
 [ RAND ]  
 [ XRES ]  
 [ AUTN ]  
 [ CONFIDENTIALITY\_KEY ]  
 [ INTEGRITY\_KEY ]  
**AVP Flag M**

## UWAN-User-Location-Info

UWAN-User-Location-Info

**Vendor ID** 10415

**VSA Type** 3918

**AVP Type** GROUPED

Supported group value(s):

[ UE\_LOCAL\_IP\_ADDRESS ]

[ UDP\_SOURCE\_PORT ]

[ SSID ]

[ BSSID ]

**AVP Flag M**

## Unit-Value

This AVP contains cost estimate (type of money) of the service.

**Vendor ID** 0

**VSA Type** 445

**AVP Type** GROUPED

Supported group value(s):

[ VALUE\_DIGITS ]

[ EXPONENT ]

**AVP Flag M**

## Uplink-Rate-Limit

Uplink-Rate-Limit

**Vendor ID** 10415

**VSA Type** 4311

**AVP Type** UINT32

**AVP Flag** M

## Usage-Monitoring-Information

This AVP contains the usage monitoring control information.

**Vendor ID** 10415

**VSA Type** 1067

**AVP Type** GROUPED

Supported group value(s):

[ MONITORING\_KEY ]

[ GRANTED\_SERVICE\_UNIT ]

[ USED\_SERVICE\_UNIT ]

[ USAGE\_MONITORING\_LEVEL ]

[ USAGE\_MONITORING\_REPORT ]

[ USAGE\_MONITORING\_SUPPORT ]

**AVP Flag** N/A

## Usage-Monitoring-Level

This AVP is used by the PCRF to indicate whether the usage monitoring instance applies to the IP-CAN session or to one or more PCC rules.

**Vendor ID** 10415

**VSA Type** 1068

**AVP Type** ENUM

Supported enumerated value(s):

0 SESSION\_LEVEL

1 PCC\_RULE\_LEVEL

**AVP Flag** N/A

## Usage-Monitoring-Report

This AVP is used by the PCRF to indicate that accumulated usage is to be reported by the PCEF regardless of whether a usage threshold is reached for certain usage monitoring key.

**Vendor ID** 10415

**VSA Type** 1069

**AVP Type** ENUM

Supported enumerated value(s):

0 USAGE\_MONITORING\_REPORT\_REQUIRED

**AVP Flag** N/A

## Usage-Monitoring-Support

This AVP is used by the PCRF to indicate whether usage monitoring should be disabled for certain Monitoring Key.

**Vendor ID** 10415

**VSA Type** 1070

**AVP Type** ENUM

Supported enumerated value(s):

0 USAGE\_MONITORING\_DISABLED

**AVP Flag** N/A

## Used-Service-Unit

The used service unit measured from the point when service is active.

**Vendor ID** 0

**VSA Type** 446

**AVP Type** GROUPED

Supported group value(s):

[ TARIFF\_TIME\_CHANGE ]

[ TARIFF\_CHANGE\_USAGE ]

[ CC\_TIME ]

[ CC\_MONEY ]

[ CC\_TOTAL\_OCTETS ]

[ CC\_INPUT\_OCTETS ]

[ CC\_OUTPUT\_OCTETS ]

[ CC\_SERVICE\_SPECIFIC\_UNITS ]

**AVP Flag** M

## User-Authorization-Type

This AVP contains the type of user authorization being performed in a User Authorization operation.

**Vendor ID** 10415

**VSA Type** 623

**AVP Type** ENUM

Supported enumerated value(s):

0 REGISTRATION

1 DE\_REGISTRATION

2 REGISTRATION\_AND\_CAPABILITIES

**AVP Flag** M

## User-CSG-Information

User-CSG-Information

**Vendor ID** 10415

**VSA Type** 2319

**AVP Type** GROUPED

Supported group value(s):

[ CSG\_ID ]

[ CSG\_ACCESS\_MODE ]

[ CSG\_MEMBERSHIP\_INDICATION ]

**AVP Flag** M

## User-Data

This AVP contains the user data requested in the PUR and SNR operations and the data to be modified in the UPR operations.

**Vendor ID** 0

**VSA Type** 702

**AVP Type** OCTETSTRING

**AVP Flag** M

## User-Data-Already-Available

This AVP indicates whether S-CSCF is already storing the user data or not.

**Vendor ID** 10415

**VSA Type** 624

**AVP Type** ENUM

Supported enumerated value(s):

0 USER\_DATA\_NOT\_AVAILABLE

1 USER\_DATA\_ALREADY\_AVAILABLE

**AVP Flag** M

## User-Default

User-Default

**Vendor ID** 9

**VSA Type** 131200

**AVP Type** ENUM

Supported enumerated value(s):

0 DISABLED

1 ENABLED

**AVP Flag** M

## User-Equipment-Info

This AVP indicates the identification and capabilities of the terminal.

**Vendor ID** 0

**VSA Type** 458

**AVP Type** GROUPED

Supported group value(s):

[ USER\_EQUIPMENT\_INFO\_TYPE ]

[ USER\_EQUIPMENT\_INFO\_VALUE ]

**AVP Flag** M

## User-Equipment-Info-Type

Defines the type of information present in User-Equipment-Info-Value AVP.

**Vendor ID** 0

**VSA Type** 459

**AVP Type** ENUM

Supported enumerated value(s):

0 IMEISV

1 MAC

2 EUI64

3 MODIFIED\_EUI64

4 ESN

5 MEID

**AVP Flag** M



## User-Equipment-Info-Value

Defines the type of identifier used.

**Vendor ID** 0

**VSA Type** 460

**AVP Type** OCTETSTRING

**AVP Flag** M

## User-Id

User-Id

**Vendor ID** 10415

**VSA Type** 1444

**AVP Type** UTF8STRING

**AVP Flag** M

## User-Identifier

User-Identifier

**Vendor ID** 10415

**VSA Type** 3102

**AVP Type** GROUPED

Supported group value(s):

[ USER\_NAME ]

**AVP Flag** M

## User-Identity

This grouped AVP contains either a Public-Identity AVP or an MSISDN AVP.

**Vendor ID** 10415

**VSA Type** 700

**AVP Type** GROUPED

Supported group value(s):

[ PUBLIC\_IDENTITY ]

[ MSISDN ]

**AVP Flag** M

## User-Idle-Pod

User-Idle-Pod

**Vendor ID** 9

**VSA Type** 131234

**AVP Type** ENUM

Supported enumerated value(s):

0 DISABLED

1 ENABLED

**AVP Flag** M

## User-Idle-Timer

User-Idle-Timer

**Vendor ID** 9

**VSA Type** 131119

**AVP Type** UINT32

**AVP Flag** N/A

## User-Location-Info-Time

User-Location-Info-Time

**Vendor ID** 10415

**VSA Type** 2812

**AVP Type** UINT32

**AVP Flag** N/A

## User-Name

This AVP contains identification of the service user in a format consistent with the Network Access Identifier (NAI) specification.

**Vendor ID** 0

**VSA Type** 1

**AVP Type** UTF8STRING

**AVP Flag** M

## User-Password

This AVP indicates PAP for multiauth in PDG.

**Vendor ID** 0  
**VSA Type** 2  
**AVP Type** OCTETSTRING  
**AVP Flag** M

## User-Session-Id

This AVP holds the session identifier.

**Vendor ID** 10415  
**VSA Type** 830  
**AVP Type** UTF8STRING  
**AVP Flag** M

## User-State

User-State  
**Vendor ID** 10415  
**VSA Type** 1499  
**AVP Type** ENUM  
Supported enumerated value(s):  
0 DETACHED  
1 ATTACHED\_NOT\_REACHABLE\_FOR\_PAGING  
2 ATTACHED\_REACHABLE\_FOR\_PAGING  
3 CONNECTED\_NOT\_REACHABLE\_FOR\_PAGING  
4 CONNECTED\_REACHABLE\_FOR\_PAGING  
5 NETWORK\_DETERMINED\_NOT\_REACHABLE  
**AVP Flag** M

## V4-Transport-Address

This AVP contains a single IPv4 address and a single port number.

**Vendor ID** 13019  
**VSA Type** 454  
**AVP Type** GROUPED  
Supported group value(s):  
[ FRAMED\_IP\_ADDRESS ]  
[ PORT\_NUMBER ]

**AVP Flag** N/A

## V6-Transport-Address

This AVP contains a single IPv6 address and a single port number.

**Vendor ID** 13019

**VSA Type** 453

**AVP Type** GROUPED

Supported group value(s):

[ FRAMED\_IPV6\_PREFIX ]

[ PORT\_NUMBER ]

**AVP Flag** N/A

## VLAN-Id

VLAN-Id

**Vendor ID** 9

**VSA Type** 131154

**AVP Type** UINT32

**AVP Flag** N/A

## VPLMN-Dynamic-Address-Allowed

This AVP indicates whether for this APN, the UE is allowed to use the PDN GW in the domain of the HPLMN only, or additionally, the PDN GW in the domain of the VPLMN.

**Vendor ID** 10415

**VSA Type** 1432

**AVP Type** ENUM

Supported enumerated value(s):

0 NOTALLOWED

1 ALLOWED

**AVP Flag** M

## VRF-Name

VRF-Name

**Vendor ID** 9

**VSA Type** 131153

**AVP Type** OCTETSTRING

**AVP Flag** M

## Validity-Time

Validity time of the granted service units. Measurement starts upon receipt of the Credit-Control-Answer Message containing this AVP.

**Vendor ID** 0

**VSA Type** 448

**AVP Type** UINT32

**AVP Flag** M

## Value-Digits

This AVP contains the significant digits of the number. If decimal values are needed to present the units, the scaling **MUST** be indicated with the related Exponent AVP.

**Vendor ID** 0

**VSA Type** 447

**AVP Type** INT64

**AVP Flag** M

## Velocity-Estimate

This attribute is composed of 4 or more octets with an internal structure defined according to 3GPP TS 23.032.

**Vendor ID** 10415

**VSA Type** 2515

**AVP Type** OCTETSTRING

**AVP Flag** M

## Velocity-Requested

Velocity-Requested

**Vendor ID** 10415

**VSA Type** 2508

**AVP Type** ENUM

Supported enumerated value(s):

0 VELOCITY\_IS\_NOT\_REQUESTED

1 VELOCITY\_IS\_REQUESTED

**AVP Flag** M

## Vendor-Id

Unique Identifier of the Vendor and contains the IANA "SMI Network Management Private Enterprise Codes" value assigned to the vendor of the Diameter application.

**Vendor ID** 0

**VSA Type** 266

**AVP Type** UINT32

**AVP Flag** M

## Vendor-Id-Resp

Unique identifier of the vendor.

**Vendor ID** 10415

**VSA Type** 266

**AVP Type** UINT32

**AVP Flag** N/A

## Vendor-Specific-Application-Id

Specifies the Vendor Specific Application ID and is used to advertise support of a vendor-specific Diameter Application.

**Vendor ID** 0

**VSA Type** 260

**AVP Type** GROUPED

Supported group value(s):

[ VENDOR\_ID ]

[ AUTH\_APPLICATION\_ID ]

[ ACCT\_APPLICATION\_ID ]

**AVP Flag** M

## Vendor-Specific-QoS-Profile-Template

This AVP defines the namespace of the QoS profile (indicated in the Vendor-ID AVP) followed by the specific value for the profile.

**Vendor ID** 0

**VSA Type** 6064

**AVP Type** GROUPED

Supported group value(s):

[ VENDOR\_ID ]

[ QOS\_PROFILE\_TEMPLATE ]

**AVP Flag** M

## Verify

Verify

**Vendor ID** 9

**VSA Type** 131116

**AVP Type** GROUPED

Supported group value(s):

[ CONFIRM\_TOKEN ]

**AVP Flag** M

## Vertical-Accuracy

This AVP is of type Unsigned32. Bits 6-0 correspond to Uncertainty Code defined in 3GPP TS 23.032. The vertical location error should be less than the error indicated by the uncertainty code with 67% confidence. Bits 7 to 31 are ignored.

**Vendor ID** 10415

**VSA Type** 2506

**AVP Type** ENUM

Supported enumerated value(s):

1 VERTICAL\_COORDINATE\_IS\_REQUESTED

**AVP Flag** M

## Vertical-Requested

Vertical-Requested

**Vendor ID** 10415

**VSA Type** 2507

**AVP Type** ENUM

Supported enumerated value(s):

1 VERTICAL\_COORDINATE\_IS\_REQUESTED

**AVP Flag** M

## Virtual-Online

Virtual-Online

**Vendor ID** 9

**VSA Type** 131210

**AVP Type** ENUM

Supported enumerated value(s):

0 DISABLED

1 ENABLED

**AVP Flag** M

## Visited-Network-Identifier

This AVP contains an identifier that helps the home network to identify the visited network (for example, the visited network domain name).

**Vendor ID** 10415

**VSA Type** 600

**AVP Type** OCTETSTRING

**AVP Flag** M

## Visited-PLMN-Id

This AVP contains the concatenation of MCC and MNC.

**Vendor ID** 10415

**VSA Type** 6008

**AVP Type** UTF8STRING

**AVP Flag** M

## Volume-Threshold

Volume-Threshold

**Vendor ID** 9

**VSA Type** 131080

**AVP Type** UINT32

**AVP Flag** N/A

## Volume-Threshold-64

Volume-Threshold-64

**Vendor ID** 9

**VSA Type** 131258

**AVP Type** UINT32



**AVP Flag** N/A

## WLAN-Session-Id

This AVP contains the WLAN Session ID that is used to correlate PDG and WLAN AN charging data.

**Vendor ID** 0

**VSA Type** 11009

**AVP Type** UINT32

**AVP Flag** M

## Weight

Weight

**Vendor ID** 9

**VSA Type** 131118

**AVP Type** UINT32

**AVP Flag** N/A

## WiMAX-A-PCEF-Address

This AVP indicates the IP address of the A-PCEF to the PDF.

**Vendor ID** 24757

**VSA Type** 411

**AVP Type** ADDRESS

**AVP Flag** M

## WiMAX-PCC-R3-P-Capability

This AVP contains in a CCR message the WiMAX capabilities supported by the ASN. In a CCA it identifies the options selected by the PCRF.

**Vendor ID** 24757

**VSA Type** 404

**AVP Type** GROUPED

Supported group value(s):

[ WIMAX\_RELEASE ]

[ ACCOUNTING\_PCC\_R3\_P\_CAPABILITY ]

**AVP Flag** M

## WiMAX-QoS-Information

This AVP contains the WiMAX QoS information for ASN GW.

**Vendor ID** 24757

**VSA Type** 407

**AVP Type** GROUPED

Supported group value(s):

[ QOS\_CLASS\_IDENTIFIER ]

[ MAX\_REQUESTED\_BANDWIDTH\_UL ]

[ MAX\_REQUESTED\_BANDWIDTH\_DL ]

[ GUARANTEED\_BITRATE\_UL ]

[ GUARANTEED\_BITRATE\_DL ]

[ PACKET\_INTERVAL ]

[ PACKET\_SIZE ]

**AVP Flag** M

## WiMAX-Release

This AVP indicates a WiMAX release formatted as major/minor.

**Vendor ID** 24757

**VSA Type** 301

**AVP Type** OCTETSTRING

**AVP Flag** M

## Wildcarded-IMPU

This AVP contains a wild-carded Public User Identity stored in the HSS.

**Vendor ID** 10415

**VSA Type** 636

**AVP Type** UTF8STRING

**AVP Flag** N/A

## Wildcarded-PSI

This AVP contains a wild-carded PSI stored in the HSS.

**Vendor ID** 10415

**VSA Type** 634

**AVP Type** UTF8STRING

**AVP Flag** M

## Wildcarded-Public-Identity

This AVP contains a Wildcarded PSI or Wildcarded Public User Identity stored in the HSS.

**Vendor ID** 10415

**VSA Type** 634

**AVP Type** UTF8STRING

**AVP Flag** N/A

## XRES

This AVP contains the XRES (Expected Response USIM).

**Vendor ID** 10415

**VSA Type** 1448

**AVP Type** OCTETSTRING

**AVP Flag** M





# CHAPTER 14

## RADIUS Dictionaries and Attribute Definitions

This chapter presents information on RADIUS dictionary types and attribute definitions.

- [RADIUS Dictionaries](#), on page 439
- [RADIUS Attribute Notes](#), on page 441
- [RADIUS AVP Definitions](#), on page 441

### RADIUS Dictionaries

This section presents information on RADIUS dictionary types.

#### Dictionary Types

The CLI command to specify the RADIUS dictionary is:

```
radius dictionary [ 3gpp | 3gpp2 | 3gpp2-835 | custom XX | standard |  
starent | starent-835 | starent-vs1 | starent-vs1-835 ]
```

Keyword	Description
<code>customXX</code>	<p>These dictionaries can be customized. Customization information can be obtained by contacting your local service representative.</p> <p>XX is the integer value of the custom dictionary.</p> <p><b>Note</b> RADIUS dictionary custom23 should be used in conjunction with Enhanced Charging Service (ECS).</p>
<code>standard</code>	<p>This dictionary consists only of the attributes specified in RFC 2865, RFC 2866, and RFC 2869. It also supports 3GPP release 4 and 3GPP Release 5 - extended QoS format.</p>
<code>3gpp</code>	<p>This dictionary consists not only of all of the attributes in the standard dictionary, but also all of the attributes specified in 3GPP 32.015.</p>

Keyword	Description
<b>3gpp2</b>	This dictionary consists of all of the attributes in the standard dictionary, and all of the attributes specified in IS-835-A.
<b>3gpp2-835</b>	This dictionary consists of all of the attributes in the standard dictionary, and all of the attributes specified in IS-835.
<b>starent-vs1</b>	<p>This dictionary consists of the 3GPP2 dictionary, and includes the vendor-specific attributes (VSAs) as well. The VSAs in this dictionary support a one-byte wide VSA Type field in order to support certain RADIUS applications. The one-byte limit allows support for only 256 VSAs (0 - 255) as shown in the following figure. This is the default dictionary.</p> <p><b>Note</b> In 12.0 and later releases, no new RADIUS/Diameter attributes can be added to the <b>starent-vs1</b> dictionary. If there are any new attributes to be added, these can be added to the <b>starent</b> dictionary.</p>
<b>starent-vs1-835</b>	This dictionary consists of the 3GPP2-835 dictionary, and includes the vendor-specific attributes (VSAs) as well. The VSAs in this dictionary support a one-byte wide VSA Type field in order to support certain RADIUS applications. The one-byte limit allows support for only 256 VSAs (0 - 255) as shown in the following figure.
<b>starent</b>	This dictionary consists of all of the attributes in the starent-vs1 dictionary and incorporates additional VSAs by using a two-byte VSA Type field as shown in the following figure. This dictionary is the master-set of all of the attributes in all of the dictionaries supported by the system.
<b>starent-835</b>	This dictionary consists of all of the attributes in the starent-vs1-835 dictionary and incorporates additional VSAs by using a two-byte VSA Type field. This dictionary is the master-set of all of the attributes in all of the -835 dictionaries supported by the system.

Figure 3: Difference in VSA Value Lengths per Dictionary

Starent Dictionary													Starent VSA1 Dictionary																						
0				1				2				3				0				1				2				3							
0	1	2	3	4	5	6	7	8	9	0	1	2	3	4	5	6	7	8	9	0	1	2	3	4	5	6	7	8	9	0	1				
Type	26	<len> 3-255		<Vendor ID...>				0				Type	26	<len> 3-255		<Vendor ID...>				0				Type	26	<len> 3-255		<Vendor ID...>				0			
<Vendor ID>				<VSA Type>				<VSA Length>				<Vendor ID>				<VSA Type>				<VSA Length>				<Vendor ID>				<VSA Type>				<VSA Length>			
8164				0-65535				5-249				8164				0-255				3-249				8164				0-255				3-249			
<VSA Value>													<VSA Value>																						

335395



**Note** Customer-specific attributes are not documented in this reference. For information on customer-specific attributes, contact your Cisco account representative.



**Note** The length documented for each attribute is the length of the attribute's Value field (data portion) and not length of the attribute (Type + Length + Value fields).

## RADIUS Attribute Notes

This section contains notes that apply to groups of attributes that have been included in support of specific features and/or functionality.

## RFC 2868 Tunneling Attributes

Tunnel attributes may be tagged, which means the leading byte in the value field may be used to group attributes together. This is used to return a number of different tunnel configurations that are available to the subscriber. The tagged group with the highest tunnel preference (the lowest value of the Tunnel-Preference attribute) has precedence over other tunnel configurations.

Tags can be a value from 1 through 31. Any value outside of this range for the leading byte means the attribute is not tagged, and the leading byte is then interpreted as part of the attribute value. Integer attributes that are tagged are three bytes in length (the leading byte is ignored), but are four bytes in length when not tagged (the leading byte is incorporated).

If Tunnel attributes appear more than once in the RADIUS Accept-Accept but are not tagged, then the system treats the attributes as having an implicit tag. The first instance of the attribute has a tag value of 32, the second instance has a tag value of 33, etc.

## RADIUS AVP Definitions

This section presents RADIUS attribute definitions.



---

**Important** RADIUS attributes received by the system from the RADIUS server always take precedence over local-subscriber attributes and parameters configured on the system.

---

## 3GPP2-835-Release-Indicator

3GPP2 835 Standard Release Indicator, reason/cause for session release.

**Syntax** Enumerated Integer. Supports the following value(s):

- Unknown = 0
- PPP-Timeout = 1
- Handoff = 2
- PPP-Termination = 3
- Mobile-IP-Registration-Failure = 4
- Active-To-Dormant = 5

**Length** 4

**Type** 26

**Vendor ID** 5535

**VSA Type** 24

## 3GPP2-Acct-Session-Time

The total amount of time spent in the Active state, in seconds. This attribute has the same type as Acct-Session-Time, and thus conforms to IS-835.

**Syntax** Unsigned Integer

**Length** 4

**Type** 46

**Vendor ID** N/A

**VSA Type** N/A

## 3GPP2-Active-Time-Corrected

3GPP2 Active session time value.

**Syntax** Unsigned Integer

**Length** 4

**Type** 26

**Vendor ID** 5535



VSA Type 49

## 3GPP2-Active-Time

The total period of time spent in the Active state, in seconds.

**Syntax** Unsigned Integer

**Length** 4

**Type** 26

**Vendor ID** 5535

VSA Type 49

## 3GPP2-Airlink-Record-Type

This attribute indicates the most recent type of Airlink Record to be received for this subscriber's connection.

**Syntax** Enumerated Integer. Supports the following value(s):

- Connection-Setup = 1
- Active-Start = 2
- Active-Stop = 3
- SDB = 4 BCMCS-Connection-Setup = 5
- BCMCS-Active-Start = 6
- BCMCS-Active-Stop = 7

**Length** 4

**Type** 26

**Vendor ID** 5535

VSA Type 40

## 3GPP2-Airlink-Sequence-Number

This represents the sequence number of an Airlink Record and is incremented (modulo 256) by the PCF for each Airlink Record. The sequence number is unique for a given RP Session ID, PCF ID, and MSID.

**Syntax** Unsigned Integer

**Length** 4

**Type** 26

**Vendor ID** 5535

VSA Type 42

## 3GPP2-Air-QOS

This attribute identifies airlink QOS associated with the user data. The least significant 4 bits hold the QOS priority as defined in C.S0001-A in the subscriber profile.

**Syntax** Unsigned Integer

**Length** 4

**Type** 26

**Vendor ID** 5535

**VSA Type** 39

## 3GPP2-Allowed-Diffserv

This attribute specifies if the user is able to mark packets with AF and/or EF. The Max Class specifies that the user may mark packets with a Class Selector Code Point that is less then or equal to Max Class.

**Type** 26

**Vendor ID** 5535

**VSA Type** 73

**Syntax** Compound. Contains the following sub-attribute(s).

### Flags

Allowed DSCP flag.

**Syntax** Enumerated Integer. Supports the following value(s):

- Allow\_AF\_EF\_Exp = 0xE000
- Allow\_AF\_EF = 0xC000
- Allow\_AF\_Exp = 0xA000
- Allow\_EF\_Exp = 0x6000
- Allow\_AF = 0x8000
- Allow\_EF = 0x4000
- Allow\_Exp = 0x2000
- Allow\_None = 0x0

**Length** 2

**Type** 1

### Max-Class

Allowed max dscp.

**Syntax** Enumerated Integer. Supports the following value(s):

- Best-Effort = 0x0
- AF11 = 0x2800
- AF12 = 0x3000
- AF13 = 0x3800
- AF21 = 0x4800
- AF22 = 0x5000
- AF23 = 0x5800
- AF31 = 0x6800
- AF32 = 0x7000
- AF33 = 0x7800
- AF41 = 0x8800
- AF42 = 0x9000
- AF43 = 0x9800
- EF = 0xb800
- Class1 = 0x2000
- Class2 = 0x4000
- Class3 = 0x6000
- Class4 = 0x8000
- Class5 = 0xa000
- Class6 = 0xc000
- Class7 = 0xe000

**Length 2**

**Type 2**

## RT-Marking

Allowed max dscp rev. tun.

**Syntax** Enumerated Integer. Supports the following value(s):

- Best-Effort = 0x0
- AF11 = 0x2800
- AF12 = 0x3000
- AF13 = 0x3800
- AF21 = 0x4800

- AF22 = 0x5000
- AF23 = 0x5800
- AF31 = 0x6800
- AF32 = 0x7000
- AF33 = 0x7800
- AF41 = 0x8800
- AF42 = 0x9000
- AF43 = 0x9800
- EF = 0xb800
- Class1 = 0x2000
- Class2 = 0x4000
- Class3 = 0x6000
- Class4 = 0x8000
- Class5 = 0xa000
- Class6 = 0xc000
- Class7 = 0xe000

**Length** 2

**Type** 3

## 3GPP2-Allowed-Persistent-TFTs

3GPP2 Allowed Persistent Traffic Flow Templates.

**Syntax** Unsigned Integer

**Length** 4

**Type** 26

**Vendor ID** 5535

**VSA Type** 89

## 3GPP2-Alternate-Billing-ID

This attribute is currently not supported.

**Syntax** Unsigned Integer

**Length** 4

**Type** 26

**Vendor ID** 5535

VSA Type 35

## 3GPP2-Always-On

This attribute, when set to Active, indicates that the subscriber's session should be kept up regardless of the idle time as long as the subscriber is reachable. Reachability is ascertained using LCP keepalive messages.

**Syntax** Enumerated Integer. Supports the following value(s):

- Inactive = 0
- Active = 1

**Length** 4

**Type** 26

**Vendor ID** 5535

VSA Type 78

## 3GPP2-Auth-Flow-Profile-Id

This compound attribute is a list of flow profile IDs.

**Type** 26

**Vendor ID** 5535

VSA Type 131

**Syntax** Compound. Contains the following sub-attribute(s).

## Profile-Id-Forward

This attribute specifies a list of Forward Flow Profile IDs that the user is allowed to specify/request in a QoS Sub Blob.

**Syntax** Unsigned Integer

**Length** 2

**Type** 1

## Profile-Id-Reverse

This attribute specifies a list of Reverse Flow Profile IDs that the user is allowed to specify/request in a QoS Sub Blob.

**Syntax** Unsigned Integer

**Length** 2

**Type** 2

## Profile-Id-Bi-Direction

This attribute specifies the list of Bi-Direction Flow Profile IDs that the user is allowed to specify/request in a QoS Sub Blob.

**Syntax** Unsigned Integer

**Length** 2

**Type** 3

## 3GPP2-Bad-PPP-Frame-Count

The total number of PPP frames from the MS dropped by the PDSN due to uncorrectable errors.

**Syntax** Unsigned Integer

**Length** 4

**Type** 26

**Vendor ID** 5535

**VSA Type** 25

## 3GPP2-BCMCS-Auth-Parameters

This is a grouped attribute with Authentication signature, Sequence number, and timestamp required to validate each flow in a BCMCS flow registration request. Each flow is validated using the procedure described in 3GPP2 standard C.S0054-0\_v1.0. This information is configured on a per subscriber basis.

**Type** 26

**Vendor ID** 5535

**VSA Type** 99

**Syntax** Compound. Contains the following sub-attribute(s).

## BAK-Sequence-Number

BAK-Sequence-Number

**Syntax** Opaque Value

**Length** 1

**Type** 1

## Timestamp

Timestamp

**Syntax** Opaque Value

**Length** 33

**Type** 2

## Auth-Signature

Auth-Signature

**Syntax** Unsigned Integer

**Length** 4

**Type** 3

## 3GPP2-BCMCS-BSN-Session-Info

This is a grouped attribute containing information about the established flows. This includes the multicast address, port, compression status of the flow, and the content server address.

**Type** 26

**Vendor ID** 5535

**VSA Type** 103

**Syntax** Compound. Contains the following sub-attribute(s).

## Flow-Id

This attribute specifies the Granted QoS parameters received from the RAN for the flow identified by FLOW\_ID.

**Syntax** Unsigned Integer

**Length** 2

**Type** 2

## Mcast-IP-Addr

Mcast-IP-Addr

**Syntax** IPv4 Address

**Length** 4

**Type** 2

## Mcast-Port

Mcast-Port

**Syntax** Unsigned Integer

**Length** 2

**Type** 3

## Header-Compression-Algorithm

Header-Compression-Algorithm

**Syntax** Enumerated Integer. Supports the following value(s):

- No\_header\_compression = 0
- ROHC\_U\_Mode = 1

**Length** 2

**Type** 4

## CID-Type-Attribute

CID-Type-Attribute

**Syntax** Unsigned Integer

**Length** 1

**Type** 5

## MAX-CID

MAX-CID

**Syntax** Unsigned Integer

**Length** 2

**Type** 6

## Compression-Profile

Compression-Profile

**Syntax** Unsigned Integer

**Length** 2

**Type** 7

## MAX-Header-Size

MAX-Header-Size

**Syntax** Unsigned Integer

**Length** 2

**Type** 8

## MRRU

MRRU

**Syntax** Unsigned Integer

**Length** 2

**Type** 9

## Content-Server-Source-IP-Address

Content-Server-Source-IP-Address



**Syntax** IPv4 Address

**Length** 4

**Type** 10

## Content-Server-Source-IPv6-Address

Content-Server-Source-IPv6-Address

**Syntax** Opaque Value

**Length** 16

**Type** 11

## 3GPP2-BCMCS-Capability

This attribute defines the specific BCMCS protocol revision the PDSN supports.

**Type** 26

**Vendor ID** 5535

**VSA Type** 101

**Syntax** Compound. Contains the following sub-attribute(s).

## BCMCS-Protocol-Revision

BCMCS-Protocol-Revision

**Syntax** Enumerated Integer. Supports the following value(s):

- Release\_0 = 1

**Length** 2

**Type** 1

## 3GPP2-BCMCS-Common-Session-Info

This compound attribute specifies the program start time, end time, and the allowed registration time on a per flow basis.

**Type** 26

**Vendor ID** 5535

**VSA Type** 102

**Syntax** Compound. Contains the following sub-attribute(s).

## Flow-ID

Flow-ID

**Syntax** Opaque Value

**Length** 2-4

**Type** 1

## Program-Start-Time

Program-Start-Time

**Syntax** Unsigned Integer

**Length** 4

**Type** 2

## Program-End-Time

Program-End-Time

**Syntax** Unsigned Integer

**Length** 4

**Type** 3

## Program-Allowed-Registration-Time

Program-Allowed-Registration-Time

**Syntax** Unsigned Integer

**Length** 4

**Type** 4

## Auth-Required-Flag

Auth-Required-Flag

**Syntax** Enumerated Integer. Supports the following value(s):

- Authorization\_not\_required = 0
- Authorization\_required = 1

**Length** 2

**Type** 5

## 3GPP2-BCMCS-Flow-ID

This attribute specifies the BCMCS Flow ID.

**Syntax** Opaque Value

**Length** 2-4

**Type** 26

**Vendor ID** 5535

**VSA Type** 100

## 3GPP2-BCMCS-Flow-Transmit-Time

The total BCMCS flow transmission time in seconds.

**Syntax** Unsigned Integer

**Length** 4

**Type** 26

**Vendor ID** 5535

**VSA Type** 107

## 3GPP2-BCMCS-Mcast-IP-Addr

This attribute contains the multicast IP address of the BCMCS flow as it would appear in the source or destination field of an IP header.

**Syntax** IPv4 Address

**Length** 4

**Type** 26

**Vendor ID** 5535

**VSA Type** 109

## 3GPP2-BCMCS-Mcast-Port

The multicast port for the BCMCS flow.

**Syntax** Unsigned Integer

**Length** 2

**Type** 26

**Vendor ID** 5535

**VSA Type** 110

## 3GPP2-BCMCS-Reason-Code

This attribute specifies the reason to send the RADIUS Access-Accept message.

**Syntax** Opaque Value

**Length** 1

**Type** 26

**Vendor ID** 5535

**VSA Type** 105

## 3GPP2-BCMCS-RN-Session-Info

This is a grouped attribute which contains the encryption mechanism, BAK (Broadcast access key), BAK\_ID, BAK expire time and authorization required flag. This attribute specifies the session information that needs to be known only by the RN.

**Type** 26

**Vendor ID** 5535

**VSA Type** 104

**Syntax** Compound. Contains the following sub-attribute(s).

### Flow-ID

Flow-ID

**Syntax** Opaque Value

**Length** 2-4

**Type** 1

### BCMCS-Encryption-Mechanism-Attribute

BCMCS-Encryption-Mechanism-Attribute

**Syntax** Enumerated Integer. Supports the following value(s):

- High\_layer\_encryption\_in\_CS = 0
- Link\_layer\_encryption\_in\_RN = 1

**Length** 2

**Type** 2

### BCMCS-BAK-ID-Attribute

BCMCS-BAK-ID-Attribute

**Syntax** Unsigned Integer

**Length** 1

**Type** 3

### BCMCS-BAK

BCMCS-BAK

**Syntax** Opaque Value

**Length** 16

**Type** 4

## BCMCS-BAK-Expire-Time

BCMCS-BAK-Expire-Time

**Syntax** Unsigned Integer

**Length** 4

**Type** 5

## BCMCS-Session-Bandwidth-attribute

BCMCS-Session-Bandwidth-attribute

**Syntax** Unsigned Integer

**Length** 2

**Type** 6

## 3GPP2-Beginning-Session

3GPP2 Beginning Session will be TRUE or FALSE depending on if this is a new session.

**Syntax** Enumerated Integer. Supports the following value(s):

- False = 0
- True = 1

**Length** 4

**Type** 26

**Vendor ID** 5535

**VSA Type** 51

## 3GPP2-BSID

The base station ID.

**Syntax** Opaque Value

**Length** 6-12

**Type** 26

**Vendor ID** 5535

**VSA Type** 10

## 3GPP2-Carrier-ID

A 5 or 6-byte identifier of the visited PDSN comprising of a 3 byte Mobile Country Code (MCC) followed by a 2 or 3 byte Mobile Network Code (MNC) of the visited carrier. This value is configured locally in the visited carrier's PDSN.

**Syntax** Opaque Value

**Length** 5-6**Type** 26**Vendor ID** 5535**VSA Type** 142

## 3GPP2-Comp-Tunnel-Indicator

This attribute indicates the invocation of a compulsory tunnel established on behalf of the MS for providing private network and/or ISP access during a single packet data connection. Normal PPP sessions will show No Tunnel. L2TP, IPinIP, and IP-GRE tunnels will show Non-Secure-Tunnel. IPSEC support will show Secure-Tunnel.

**Syntax** Enumerated Integer. Supports the following value(s):

- No-Tunnel = 0
- Non-Secure-Tunnel = 1
- Secure-Tunnel = 2

**Length** 4**Type** 26**Vendor ID** 5535**VSA Type** 23

## 3GPP2-Container

A compound attribute that encapsulates the User Data Record for an Airlink Event.

**Type** 26**Vendor ID** 8164**VSA Type** 240

**Syntax** Compound. Contains the following sub-attribute(s). enum16 reason { Tarrif-Boundary = 1, Parameter-Change = 2, Handoff = 3, Active-To-Dormant = 4 } uint32 timestamp attribute ThreeGPP2-BSID attribute ThreeGPP2-MEID attribute ThreeGPP2-FEID reason Parameter-Change { attribute ThreeGPP2-User-Zone attribute ThreeGPP2-Forward-Mux-Option attribute ThreeGPP2-Reverse-Mux-Option attribute ThreeGPP2-Service-Option attribute ThreeGPP2-Fwd-Pdch-Rc attribute ThreeGPP2-Fwd-Dcch-Mux-Option attribute ThreeGPP2-Rev-Dcch-Mux-Option attribute ThreeGPP2-Air-QOS } reason Handoff { attribute NAS-IP-Address attribute ThreeGPP2-Serving-PCF } attribute Acct-Output-Octets attribute Acct-Input-Octets attribute ThreeGPP2-Bad-PPP-Frame-Count attribute ThreeGPP2-Active-Time attribute ThreeGPP2-Number-Active-Transitions attribute ThreeGPP2-SDB-Input-Octets attribute ThreeGPP2-SDB-Output-Octets attribute ThreeGPP2-Num-SDB-Input attribute ThreeGPP2-Num-SDB-Output attribute ThreeGPP2-Num-Bytes-Received-Total attribute ThreeGPP2-MIP-Signaling-Octet-Count-Input attribute ThreeGPP2-MIP-Signaling-Octet-Count-Output attribute ThreeGPP2-Last-Activity attribute Starent-Acct-PPP-Unfr-data-In-Oct attribute Starent-Acct-PPP-Unfr-data-Out-Oct }

**Type** 26**Vendor ID** 5535

VSA Type 6

## 3GPP2-Correlation-Id-Long

**Syntax** Opaque Value

**Length** 1-251

**Type** 26

**Vendor ID** 5535

**VSA Type** 44

## 3GPP2-Correlation-Id-Old

Custom-11 style correlation ID.

**Syntax** Opaque Value

**Length** 1-251

**Type** 26

**Vendor ID** 5535

**VSA Type** 40

## 3GPP2-Correlation-Id

This attribute contains an ID that correlates all accounting sessions authorized for this NAI by this access request.

**Syntax** Opaque Value

**Length** 1-251

**Type** 26

**Vendor ID** 5535

**VSA Type** 44

## 3GPP2-DCCH-Frame-Size

Specifies the DCCH frame size.

**Syntax** Enumerated Integer. Supports the following value(s):

- None = 0
- 5ms = 1
- 20ms = 2

**Length** 4

**Type** 26

**Vendor ID** 5535

**VSA Type** 50

## 3GPP2-Diff-Service-Class-Option

This is the DSCP (Differentiated Service Code Point) value as defined in the 3GPP2 standard. The DSCP values are assigned for different classes of traffic so that each traffic class can be given different priorities (QoS).

**Syntax** Unsigned Integer

**Length** 4

**Type** 26

**Vendor ID** 5535

**VSA Type** 5

## 3GPP2-Disconnect-Reason

This attribute indicates the reason for disconnecting the user. This attribute may be present in the RADIUS Disconnect-request Message from Home RADIUS server to the PDSN.

**Syntax** Enumerated Integer. Supports the following value(s):

- MS\_Mobility\_Detection = 1;

**Length** 4

**Type** 26

**Vendor ID** 5535

**VSA Type** 96

## 3GPP2-DNS-Server-IP-Address

DNS server IP address. Used in custom dictionary.

**Type** 26

**Vendor ID** 5535

**VSA Type** 117

**Syntax** Compound. Contains the following sub-attribute(s).

### Primary-DNS-Server-IP

IP address of the primary DNS server.

**Syntax** IPv4 Address

**Length** 4

**Type** 1



## Secondary-DNS-Server-IP

IP address of the secondary DNS server.

**Syntax** IPv4 Address

**Length** 4

**Type** 2

## Flag

M bit set to 1 indicates to the PDSN that primary and secondary IP addresses provided by the Home RADIUS server should override the primary and secondary IP addresses provided also by the visited RADIUS server.

**Syntax** Unsigned Integer

**Length** 1

**Type** 3

## Entity-Type

Network Entity inserted in the DNS server ID address. Currently the following types are defined. HAAA = 1, VAAA = 1.

**Syntax** Unsigned Integer

**Length** 1

**Type** 4

## 3GPP2-DNS-Server-IPV6-Addr

DNS server IPv6 address.

**Type** 26

**Vendor ID** 5535

**VSA Type** 214

**Syntax** Compound. Contains the following sub-attribute(s).

## Primary-DNS-Server-IPV6

Primary DNS server IPv6 address.

**Syntax** Opaque Value

**Length** 16

**Type** 1

## Secondary-DNS-Server-IPV6

Secondary IPv6 DNS server IP address.

**Syntax** Opaque Value

**Length** 16

**Type** 2

## Flag-IPv6

M bit set to 1 indicates to the PDSN that Primary and Secondary IPv6 addresses provided by the Home RADIUS server should override the Primary and Secondary IPv6 addresses provided also by the visited RADIUS server.

**Syntax** Unsigned Integer

**Length** 1

**Type** 3

## Entity-Type-IPv6

Network Entity that inserted in the DNS server ID address. Either HAAA = 1, VAAA = 1.

**Syntax** Unsigned Integer

**Length** 1

**Type** 4

## 3GPP2-DNS-Update-Required

This attribute indicates whether the HA needs to send the DNS update to the DNS server.

**Syntax** Enumerated Integer. Supports the following value(s):

- No = 0
- Yes = 1

**Length** 4

**Type** 26

**Vendor ID** 5535

**VSA Type** 75

## 3GPP2-ESN

This attribute contains the Electronic Serial Number (ESN) of the Mobile Station.

**Syntax** Opaque Value

**Length** 1-15

**Type** 26

**Vendor ID** 5535

**VSA Type** 52

## 3GPP2-FA-Address

This attribute indicates if compulsory tunneling is to be employed on behalf of a subscriber. Usually compulsory tunneling is employed when a subscriber cannot initiate a tunnel itself, usually because the subscriber's device does not support tunneling. Contains an IP address as it would appear in the IP header.

**Syntax** IPv4 Address

**Length** 4

**Type** 26

**Vendor ID** 5535

**VSA Type** 79

## 3GPP2-FEID

This attribute specifies the FEID value.

**Syntax** Opaque Value

**Length** 0-16

**Type** 26

**Vendor ID** 5535

**VSA Type** 216

## 3GPP2-Flow-Id

This attribute specifies the 3GPP2-Flow-Id-parameter.

**Type** 26

**Vendor ID** 5535

**VSA Type** 144

**Syntax** Compound. Contains the following sub-attribute(s).

## Direction

Direction of the PDF.

**Syntax** Enumerated Integer. Supports the following value(s):

- Forward = 0
- Reverse = 1
- Both = 2

**Length** 2

**Type** 1

## Flow-Id

This attribute specifies the Granted QoS parameters received from the RAN for the flow identified by FLOW\_ID.

**Syntax** Unsigned Integer

**Length** 2

**Type** 2

## 3GPP2-Flow-Status

This attribute specifies the 3GPP2 Flow Status.

**Syntax** Enumerated Integer. Supports the following value(s):

- Active = 0
- Inactive = 1

**Length** 4

**Type** 26

**Vendor ID** 5535

**VSA Type** 145

## 3GPP2-Forward-Fundamental-Rate

As defined in "Wireless IP Network Standard - 3GPP2.P.S0001-A-1".

**Syntax** Unsigned Integer

**Length** 4

**Type** 26

**Vendor ID** 5535

**VSA Type** 14

## 3GPP2-Forward-Fundamental-RC

The format and structure of the RADIUS channel in the forward direction. A set of forward transmission formats that are characterized by data rates, modulation characterized, and spreading rates.

**Syntax** Unsigned Integer

**Length** 4

**Type** 26

**Vendor ID** 5535

**VSA Type** 20

## 3GPP2-Forward-Mux-Option

Forward direction multiplexer option.

**Syntax** Unsigned Integer

**Length** 4

**Type** 26

**Vendor ID** 5535

**VSA Type** 12

## 3GPP2-Forward-Traffic-Type

Specifies the forward traffic type.

**Syntax** Enumerated Integer. Supports the following value(s):

- Primary = 0
- Secondary = 1

**Length** 4

**Type** 26

**Vendor ID** 5535

**VSA Type** 17

## 3GPP2-Fundamental-Frame-Size

This attribute indicates the fundamental frame size. The fundamental channel has the choice of 5 or 20 ms size. The 5 ms frame size allows fast response for short signaling messages (short frame can be decoded quickly). However, depending on configuration, the fundamental may not be present.

**Syntax** Enumerated Integer. Supports the following value(s):

- None = 0
- 5ms = 1
- 20ms = 2

**Length** 4

**Type** 26

**Vendor ID** 5535

**VSA Type** 19

## 3GPP2-Fwd-Dcch-Mux-Option

This attribute specifies Forward DCCH Mux option.

**Syntax** Unsigned Integer

**Length** 4

**Type** 26

**Vendor ID** 5535

**VSA Type** 84

## 3GPP2-Fwd-Dcch-Rc

This attribute specifies Radio Configuration of the Forward Packet Data Channel.

**Syntax** Unsigned Integer

**Length** 4

**Type** 26

**Vendor ID** 5535

**VSA Type** 86

## 3GPP2-Fwd-Pdch-Rc

This attribute specifies Radio Configuration of the Forward Packet Data Channel.

**Syntax** Unsigned Integer

**Length** 4

**Type** 26

**Vendor ID** 5535

**VSA Type** 83

## 3GPP2-GMT-Timezone-Offset

GMT-Time-Zone-Offset is 4-octet string that is interpreted as a 4-byte signed integer that indicates the current offset in seconds from GMT at the visited carrier's PDSN. The offset should be adjusted to reflect standard time or daylight saving time.

**Syntax** Integer

**Length** 4

**Type** 26

**Vendor ID** 5535

**VSA Type** 143

## 3GPP2-Granted-QoS

This attribute specifies the 3GPP2-Granted-QoS-Parameter.

**Type** 26

**Vendor ID** 5535

**VSA Type** 132

**Syntax** Compound. Contains the following sub-attribute(s).

## Direction

Direction of the PDF.

**Syntax** Enumerated Integer. Supports the following value(s):

- Forward = 0
- Reverse = 1
- Both = 2

**Length** 2

**Type** 1

## Flow-Id

This attribute specifies the Granted QoS parameters received from the RAN for the flow identified by FLOW\_ID.

**Syntax** Unsigned Integer

**Length** 2

**Type** 2

## Attribute-Set-Id

This attribute specifies the Granted QoS parameters received from the RAN for flow verbose or non-verbose.

**Syntax** Unsigned Integer

**Length** 2

**Type** 3

## Flow-Profile-Id

This attribute specifies the Granted QoS parameters received from the RAN for the flow profile ID.

**Syntax** Unsigned Integer

**Length** 2

**Type** 4

## Traffic-Class

This attribute specifies the Granted QoS parameters received from the RAN for the flow traffic class.

**Syntax** Enumerated Integer. Supports the following value(s):

- Unknown = 0

- Conversational = 1
- Streaming = 2
- Interactive = 3
- Background = 4

**Length** 2

**Type** 5

## Peak-Rate

This attribute specifies the Granted QoS parameters received from the RAN for the flow Peak Rate.

**Syntax** Unsigned Integer

**Length** 2

**Type** 6

## Bucket-Rate

This attribute specifies the Granted QoS parameters received from the RAN for the flow Bucket Rate.

**Syntax** Unsigned Integer

**Length** 2

**Type** 7

## Token-Rate

This attribute specifies the Granted QoS parameters received from the RAN for the flow Token Rate.

**Syntax** Unsigned Integer

**Length** 2

**Type** 8

## Max-Latency

This attribute specifies the Granted QoS parameters received from the RAN for the flow Max Latency.

**Syntax** Unsigned Integer

**Length** 2

**Type** 9

## Max-IP-Packet-Loss-Rate

This attribute specifies the Granted QoS parameters received from the RAN for the flow Packet Loss Rate.

**Syntax** Unsigned Integer

**Length** 2

**Type** 10



## Packet-Size

This attribute specifies the Granted QoS parameters received from the RAN for the flow Packet Size.

**Syntax** Unsigned Integer

**Length** 2

**Type** 11

## Delay-Var-Sensitive

This attribute specifies the Granted QoS parameters received from the RAN for the flow Delay Var Sensitive.

**Syntax** Enumerated Integer. Supports the following value(s):

- Not-Specified = 0
- Sensitive = 1

**Length** 2

**Type** 12

## 3GPP2-IKE-Secret-Request

This attribute indicates if the IKE secret for the FA/HA pair is to be returned for the subscriber.

**Syntax** Enumerated Integer. Supports the following value(s):

- No = 0
- Yes = 1

**Length** 4

**Type** 26

**Vendor ID** 5535

**VSA Type** 1

## 3GPP2-IKE-Secret

This attribute contains the FA/HA shared secret for the IKE protocol. This attribute is salt-encrypted.

**Syntax** Opaque Value

**Length** 1-247

**Type** 26

**Vendor ID** 5535

**VSA Type** 3

## 3GPP2-IKE-Secret-Unencrypted

IKE Secret key from RADIUS server in Access-Accept message

**Syntax** Opaque Value

**Length** 1-247

**Type** 26

**Vendor ID** 5535

**VSA Type** 3

## 3GPP2-IMSI

This is the calling Station-ID attribute. IMSI value of the mobile is being filled in. This is sent when Custom11 dictionary is selected.

**Syntax** Opaque Value

**Length** 1-253

**Type** 26

**Vendor ID** 5535

**VSA Type** 1

## 3GPP2-Interconnect-IP

This attribute is currently not supported.

**Syntax** IPv4 Address

**Length** 4

**Type** 26

**Vendor ID** 5535

**VSA Type** 37

## 3GPP2-Interconnect-QOS

This attribute is currently not supported.

**Syntax** Unsigned Integer

**Length** 4

**Type** 26

**Vendor ID** 5535

**VSA Type** 38

## 3GPP2-Inter-User-Priority

This attribute specifies the 3GPP2-Inter-User-Priority.

**Syntax** Unsigned Integer

**Length** 4

**Type** 26

**Vendor ID** 5535

**VSA Type** 139

## 3GPP2-IP-QOS

This attribute defines the differentiated Services code points associated with the user data.

**Syntax** Enumerated Integer. Supports the following value(s):

- Best-Effort = 0
- CS1 = 8
- AF11 = 10
- AF12 = 12
- AF13 = 14
- CS2 = 16
- AF21 = 18
- AF22 = 20
- AF23 = 22
- CS3 = 24
- AF31 = 26
- AF32 = 28
- AF33 = 30
- CS4 = 32
- AF41 = 34
- AF42 = 36
- AF43 = 38
- CS5 = 40
- EF = 46
- CS6 = 48
- CS7 = 56

**Length** 4

**Type** 26

**Vendor ID** 5535

**VSA Type** 36

## 3GPP2-IP-Services-Authorized

This attribute specifies the type of IP services (IPv4/CMIPv4/IPv6/CMIPv6/PMIPv4/PMIPv6..etc) authorized.

**Syntax** Enumerated Integer. Supports the following value(s):

- SIP4 = 1
- SIP6 = 2
- MIP4 = 4
- MIP6 = 8
- IP4\_PMIP4 = 16
- IP6\_PMIP4 = 32
- IP4\_PMIP6 = 64
- IP6\_PMIP6 = 128

**Length** 4

**Type** 26

**Vendor ID** 5535

**VSA Type** 185

## 3GPP2-IP-Technology

This attribute identifies whether we are using Simple IP, Mobile IP, or another technology.

**Syntax** Enumerated Integer. Supports the following value(s):

- Simple-IP = 1
- Mobile-IP = 2

**Length** 4

**Type** 26

**Vendor ID** 5535

**VSA Type** 22

## 3GPP2-KeyID

This attribute contains the opaque IKE Key Identifier for the FA/HA shared IKE secret. The first eight bytes is the network-order FA IP address in hexadecimal characters. The next eight bytes is the network-order HA IP address in hexadecimal characters. The final four bytes is a timestamp in network order, indicating when the key was created, and is the number of seconds since January 1, 1970, UTC.

**Syntax** Opaque Value

**Length** 20

**Type** 26

**Vendor ID** 5535

**VSA Type** 8

## 3GPP2-Last-Activity

This attribute contains timestamp of the last user activity. This attribute is same as the 3GPP2-Last-User-Activity-Time standard attribute.

**Syntax** Unsigned Integer

**Length** 4

**Type** 26

**Vendor ID** 5535

**VSA Type** 80

## 3GPP2-Max-Auth-Aggr-Bw-BET

This attribute contains the maximum authorized aggregate bandwidth for Best Effort Traffic.

**Syntax** Unsigned Integer

**Length** 4

**Type** 26

**Vendor ID** 5535

**VSA Type** 130

## 3GPP2-Max-Per-Fl-Pri-ForTheUser

The maximum per flow priority for the user.

**Syntax** Unsigned Integer

**Length** 4

**Type** 26

**Vendor ID** 5535

**VSA Type** 133

## 3GPP2-MEID

Mobile Equipment Identifier (MEID) uniquely identifies the mobile equipment.

**Syntax** Opaque Value

**Length** 0-14

**Type** 26

**Vendor ID** 5535

**VSA Type** 116

## 3GPP2-MIP6-Authenticator

The MN-AAA authenticator obtained from the MN-AAA authentication mobility option in the BU.

**Syntax** Opaque Value

**Length** 12

**Type** 26

**Vendor ID** 5535

**VSA Type** 134

## 3GPP2-MIP6-CoA

MIPv6 CoA received in binding update.

**Syntax** Opaque Value

**Length** 16

**Type** 26

**Vendor ID** 5535

**VSA Type** 119

## 3GPP2-MIP6-HA

MIPv6 Home Agent address received in binding update.

**Syntax** Opaque Value

**Length** 16

**Type** 26

**Vendor ID** 5535

**VSA Type** 118

## 3GPP2-MIP6-HoA-Not-Authorized

Value of 1 indicates to the HA that the HoA is not authorized to be used by HA.

**Syntax** Enumerated Integer. Supports the following value(s):

- Unauthorized = 1

**Length** 4

**Type** 26

**Vendor ID** 5535

**VSA Type** 120

## 3GPP2-MIP6-HoA

MIPv6 HoA received in binding update.

**Syntax** Opaque Value

**Length** 16

**Type** 26

**Vendor ID** 5535

**VSA Type** 141

## 3GPP2-MIP6-Home-Address

Carries the assigned Home Address during MIPv6 bootstrapping.

**Syntax** Opaque Value

**Length** 18

**Type** 26

**Vendor ID** 5535

**VSA Type** 129

## 3GPP2-MIP6-Home-Agent

Carries the assigned MIPv6 Home Agent address received during MIPv6 bootstrapping.

**Syntax** Opaque Value

**Length** 18

**Type** 26

**Vendor ID** 5535

**VSA Type** 140

## 3GPP2-MIP6-Home-Link-Prefix

Carries the assigned Home Link Prefix during MIPv6 bootstrapping.

**Syntax** Opaque Value

**Length** 2-18

**Type** 26

**Vendor ID** 5535

**VSA Type** 128

## 3GPP2-MIP6-MAC-Mobility-Data

The hashed Mobility Data from the HA to the Home RADIUS server so that the Home RADIUS server can validate the MN-AAA authenticator.

**Syntax** Opaque Value

**Length** 20

**Type** 26

**Vendor ID** 5535

**VSA Type** 138

## 3GPP2-MIP6-Mesg-ID

Value of Message ID from Mobility message replay protection option in Binding Update.

**Syntax** Opaque Value

**Length** 8

**Type** 26

**Vendor ID** 5535

**VSA Type** 123

## 3GPP2-MIP6-Session-Key

This VSA carries the Integrity Key (IK) in its encrypted form, from the Home RADIUS server to the HA.

**Syntax** Opaque Value

**Length** 16-64

**Type** 26

**Vendor ID** 5535

**VSA Type** 121

## 3GPP2-MIP-HA-Address

The IP address of the MIP Home Agent.

**Syntax** IPv4 Address

**Length** 4



**Type** 26

**Vendor ID** 5535

**VSA Type** 7

## 3GPP2-MIP-Lifetime

This VSA should be included in the RADIUS Access-Request message from the HA to the Home RADIUS/PPS if the HA is PrePaid capable. It may be included in the RADIUS Access-Accept message from the Home RADIUS/PPS to HA, in which case, the HA should include the received value in the MIP RRP sent to the PDSN.

**Type** 26

**Vendor ID** 5535

**VSA Type** 92

**Syntax** Compound. Contains the following sub-attribute(s).

## RRQ-Lifetime

Should be included in the initial RADIUS Access-Request message and subsequent on-line RADIUS Access-Request if duration based PrePaid is provided for the session. It contains the MIP RRQ integer value lifetime received in the MIP RRQ message. In the RADIUS Access-Accept message, it contains the MIP RRQ integer value lifetime that should be used in the MIP RRP.

**Syntax** Unsigned Integer

**Length** 4

**Type** 1

## Used-Lifetime

Should be included in the RADIUS Access-Request message at re-registration and updated RRQ (new CoA) if duration based PrePaid is provided for the session, it contains the used MIP RRQ lifetime value from an existing MIP session with the same NAI and Home Address.

**Syntax** Unsigned Integer

**Length** 4

**Type** 2

## 3GPP2-MIP-Rev-Tunnel-Required

Indicates to the PDSN if MIP Reverse Tunneling is required.

**Syntax** Enumerated Integer. Supports the following value(s):

- NotRequired = 0
- Required = 1

**Length** 4

**Type** 26

**Vendor ID** 5535

**VSA Type** 4

## 3GPP2-MIP-Sig-Octet-Count-In

The total number of octets in registration requests and solicitations sent by the mobile.

**Syntax** Unsigned Integer

**Length** 4

**Type** 26

**Vendor ID** 5535

**VSA Type** 46

## 3GPP2-MIP-Sig-Octet-Count-Out

The total number of octets in registration replies and agent advertisements, sent to the mobile.

**Syntax** Unsigned Integer

**Length** 4

**Type** 26

**Vendor ID** 5535

**VSA Type** 47

## 3GPP2-MN-AAA-Removal-Indication

This attribute, when set to "Not Required", indicates that the system, when acting as a Mobile-IP Foreign Agent, should remove the MN-FA challenge and the MN-AAA Authentication Extensions, when present, from the RRQ before relaying the RRQ to the Mobile-IP Home Agent.

**Syntax** Enumerated Integer. Supports the following value(s):

- Allowed = 0
- Not-Required = 1

**Length** 4

**Type** 26

**Vendor ID** 5535

**VSA Type** 81

## 3GPP2-MN-HA-Shared-Key-No-Enc

This attribute contains the MN-HA shared key in plain format.

**Syntax** Opaque Value

**Length** 1-251

**Type** 26

**Vendor ID** 5535

**VSA Type** 58

## 3GPP2-MN-HA-Shared-Key

A shared key for MN-HA authentication. The MN-HA shared key is encrypted using a method based on MD5.

**Syntax** Opaque Value

**Length** 1-251

**Type** 26

**Vendor ID** 5535

**VSA Type** 58

## 3GPP2-MN-HA-SPI

The SPI for the MN-HA authentication shared key.

**Syntax** Unsigned Integer

**Length** 4

**Type** 26

**Vendor ID** 5535

**VSA Type** 57

## 3GPP2-Mobile-Term-Orig-Ind

Tells whether the call is mobile originated (Call initiated from mobile side) or mobile terminated (Call initiated from external towards mobile).

**Syntax** Enumerated Integer. Supports the following value(s):

- Mobile-Originated = 0
- Mobile-Terminated = 1

**Length** 4

**Type** 26

**Vendor ID** 5535

**VSA Type** 45

## 3GPP2-Number-Active-Transitions

This attribute counts the total number of non-active to active transitions by the user.

**Syntax** Unsigned Integer

**Length** 4

**Type** 26

**Vendor ID** 5535

**VSA Type** 30

## 3GPP2-Num-Bytes-Received-Total

This attribute counts all bytes received in the reverse direction by the HDLC layer in the PDSN.

**Syntax** Unsigned Integer

**Length** 4

**Type** 26

**Vendor ID** 5535

**VSA Type** 43

## 3GPP2-Num-SDB-Input

This attribute counts the total number of Short Data Burst transactions to the user.

**Syntax** Unsigned Integer

**Length** 4

**Type** 26

**Vendor ID** 5535

**VSA Type** 33

## 3GPP2-Num-SDB-Output

This attribute counts the total number of Short Data Burst transactions from the user.

**Syntax** Unsigned Integer

**Length** 4

**Type** 26

**Vendor ID** 5535

**VSA Type** 34

## 3GPP2-PMIP-Capability

This attribute specifies the AGW's PMIP capability.

**Syntax** Enumerated Integer. Supports the following value(s):

- PMIPv4\_ONLY = 1
- PMIPv6\_ONLY = 2
- PMIPv4\_PMIPv6 = 3

**Length** 4

**Type** 26

**Vendor ID** 5535

**VSA Type** 193

## 3GPP2-PMIP-IPv4Session-Info

This attribute specifies PMIP information for IPv4 session.

**Type** 26

**Vendor ID** 5535

**VSA Type** 194

**Syntax** Compound. Contains the following sub-attribute(s).

**Length** 0-160

## VAAA-IPv4Session-HA-Addr

An IPv4 address or IPv6 Address of the local HA assigned by the AGW/VAAA for AT's IPv4 Address assignment.

**Syntax** Opaque Value

**Length** 0-16

**Type** 1

## HAAA-IPv4Session-HA-Addr

An IPv4 address or IPv6 Address of the home or local HA assigned by the HAAA for AT's IPv4 Address assignment.

**Syntax** Opaque Value

**Length** 0-16

**Type** 2

## PMN-HA-KEY

PMN-HA-KEY

**Syntax** Opaque Value

**Length** 0-32

**Type** 3

## PMN-HA-SPI

PMN-HA-SPI

**Syntax** Unsigned Integer

**Length** 4

**Type** 4

## VAAA-IPv4Session-LMA-Addr

An IPv4 address or IPv6 Address of the local LMA assigned by the AGW/VAAA for AT's IPv4 Address assignment

**Syntax** Opaque Value

**Length** 0-16

**Type** 5

## HAAA-IPv4Session-LMA-Addr

An IPv4 address or IPv6 Address of the home or local LMA assigned by the HAAA for AT's IPv4 Address assignment.

**Syntax** Opaque Value

**Length** 0-16

**Type** 6

## PMN-LMA-KEY

PMN-LMA-KEY

**Syntax** Opaque Value

**Length** 0-32

**Type** 7

## PMN-LMA-SPI

PMN-LMA-SPI

**Syntax** Unsigned Integer

**Length** 4

**Type** 8

## 3GPP2-PMIP-IPv6Session-Info

This attribute specifies the PMIP information for IPv6 session.

**Type** 26

**Vendor ID** 5535

**VSA Type** 195

**Syntax** Compound. Contains the following sub-attribute(s).

**Length** 0-160

### **VAAA-IPv6Session-HA-Addr**

VAAA-IPv6Session-HA-Addr

**Syntax** Opaque Value

**Length** 0-16

**Type** 1

### **HAAA-IPv6Session-HA-Addr**

HAAA-IPv6Session-HA-Addr

**Syntax** Opaque Value

**Length** 0-16

**Type** 2

### **PMN-HA-KEY**

PMN-HA-KEY

**Syntax** Opaque Value

**Length** 0-32

**Type** 3

### **PMN-HA-SPI**

PMN-HA-SPI

**Syntax** Unsigned Integer

**Length** 4

**Type** 4

### **VAAA-IPv6Session-LMA-Addr**

An IPv4 address or IPv6 Address of the local LMA assigned by the AGW/VAAA for AT's IPv6 Address assignment.

**Syntax** Opaque Value

**Length** 0-16

**Type** 5

### **HAAA-IPv6Session-LMA-Addr**

An IPv4 address or IPv6 Address of the home or local LMA assigned by the HAAA for AT's IPv6 Address assignment.

**Syntax** Opaque Value

**Length** 0-16

**Type** 6

## PMN-LMA-KEY

PMN-LMA-KEY

**Syntax** Opaque Value

**Length** 0-32

**Type** 7

## PMN-LMA-SPI

PMN-LMA-SPI

**Syntax** Unsigned Integer

**Length** 4

**Type** 8

## 3GPP2-PMIP-NAI

This attribute specifies the PMIP NAI provided by AAA.

**Syntax** Opaque Value

**Length** 1-128

**Type** 26

**Vendor ID** 5535

**VSA Type** 192

## 3GPP2-Pre-Paid-Accounting-Quota

This attribute specifies the characteristics for PrePaid accounting of the volume and/or duration of a packet data session. It should be present in all on-line RADIUS Access-Request and on-line RADIUS Access-Accept messages and may be included in other RADIUS Access-Accept messages. Non-used Sub-Types by the PPC and PPS should be omitted.

**Type** 26

**Vendor ID** 5535

**VSA Type** 90

**Syntax** Compound. Contains the following sub-attribute(s).

## Quota-Identifier

It is generated by the PPS together with the allocation of new quota.



**Syntax** Unsigned Integer

**Length** 4

**Type** 1

## Volume-Quota

Indicates the volume in octets excluding control data.

**Syntax** Unsigned Integer

**Length** 4

**Type** 2

## Volume-Quota-Overflow

The optional Volume-Quota-Overflow Sub-Type is used to indicate how many times the VolumeQuota counter has wrapped around  $2^{32}$  over the course of the service being provided.

**Syntax** Unsigned Integer

**Length** 2

**Type** 3

## Volume-Threshold

Is generated by the PPS and indicates the volume (in octets) that be consumed before a new quota should be requested.

**Syntax** Unsigned Integer

**Length** 4

**Type** 4

## Volume-Threshold-Overflow

The optional Volume-Threshold-Overflow Sub-Type is used to indicate how many times the VolumeThreshold counter has wrapped around  $2^{32}$  over the course of the service being provided.

**Syntax** Unsigned Integer

**Length** 2

**Type** 5

## Duration-Quota

3GPP2 PrePaid Duration Quota. This is optionally present if duration-based charging is used. In RADIUS Access-Accept message, it indicates the duration (in seconds) allocated for the session by the PPS. In an on-line RADIUS Access-Accept message, it indicates the total duration (in seconds) since the start of the accounting session related to the QuotaID of the PPAQ in which it occurs.

**Syntax** Unsigned Integer

**Length** 4

**Type 6**

## Duration-Threshold

3GPP2 PrePaid Duration Quota Threshold. This is optionally present if Duration-Quota is present in a RADIUS Access-Accept message. It is generated by the PPS and indicates the duration (in seconds) that should be consumed before a new quota should be requested. This threshold should not be larger than the Duration-Quota.

**Syntax** Unsigned Integer

**Length** 4

**Type 7**

## Update-Reason

Reason for initiating online quota update operation. This should be present in the Authorize-Only RADIUS Access-Request message. It indicates the reason for initiating the on-line quota update operation. Update reasons 6, 7, 8, and 9 indicate that the associated resources are released at the client side, and that therefore the PPS should not allocate a new quota in the RADIUS Access-Accept message.

**Syntax** Enumerated Integer. Supports the following value(s):

- Pre-Initialization = 1
- Initial-Request = 2
- Threshold-Reached = 3
- Quota-Reached = 4
- Remote-Forced-Disconnect = 5
- Client-Service-Termination = 6
- Main-SI-Released = 7
- Service-Instance-Not-Established = 8
- Tariff-Switch-Update = 9
- Incorrect-Quota-Type-Received = 10
- Poorly-Formed-Quota-Attribute = 11

**Length** 2

**Type 8**

## Pre-Paid-Server

PrePaid server IP address. This optional subtype indicates the address IPv4 of the serving PPS. If present, the Home RADIUS server uses this address to route the message to the serving PPS. The attribute may be sent by the Home RADIUS server. Multiple instances of this subtype may be present in a single PPAQ. If present in the incoming RADIUS Access-Accept message, the ASNGW should send this attribute back without modifying it in the subsequent RADIUS Access-Request message.

**Syntax** IPv4 Address

**Length** 4

**Type** 9

## 3GPP2-Pre-Paid-Acct-Capability

This attribute specifies the capability for PrePaid accounting for a packet data session. It contains the possible capabilities of the PrePaid client and the selected (by the PrePaid server) capability for the session. The absence of this VSA indicates that the client is not capable of PrePaid Accounting and the session should not use PrePaid accounting.

**Type** 26

**Vendor ID** 5535

**VSA Type** 91

**Syntax** Compound. Contains the following sub-attribute(s).

### Available-In-Client

The optional Available-In-Client subtype, generated by the PPC, indicates the metering capabilities of the NAS and is be bitmap encoded.

**Syntax** Enumerated Integer. Supports the following value(s):

- Supported\_None = 0
- Supported\_Volume = 1
- Supported\_Duration = 2
- Supported\_Volume\_And\_Duration = 3
- Supported\_Tariff\_Switch = 64
- Supported\_Volume\_And\_Duration\_And\_Tariff\_Switch = 67

**Length** 4

**Type** 1

### Selected-For-Session

The optional Selected-For-Session Sub-Type, generated by the PrePaid server, indicates the PrePaid Accounting capability to be used for a given session.

**Syntax** Enumerated Integer. Supports the following value(s):

- Usage\_None = 0
- Usage\_Volume = 1
- Usage\_Duration = 2
- Usage\_Volume\_And\_Duration = 3

**Length** 4

Type 2

## 3GPP2-Pre-Paid-TariffSwitch

3GPP2-Pre-Paid-TariffSwitch

Type 26

Vendor ID 5535

VSA Type 98

Syntax Compound. Contains the following sub-attribute(s).

### Quota-Identifier

It is generated by the PPS together with the allocation of new quota.

Syntax Unsigned Integer

Length 4

Type 1

### Volume-Used-After-Tariff-Switch

Volume quota used after tariff switch happened.

Syntax Unsigned Integer

Length 4

Type 2

### Volume-Used-ATS-Overflow

Indicates how many times the VUATS counter has wrapped around  $2^{32}$  over the course of the service being provided.

Syntax Unsigned Integer

Length 2

Type 3

### Tariff-Switch-Interval

Tariff switch interval in seconds.

Syntax Unsigned Integer

Length 4

Type 4

### Time-Interval-After-Tariff-Switch-Update

Duration after TSI where an on-line RADIUS Access-Request is sent by PrePaid client to report VUATS before the next TS condition is triggered

**Syntax** Unsigned Integer

**Length** 4

**Type** 5

## 3GPP2-QoS-Service-Opt-Profile

The attribute specifies the unauthorized packet data service options, the maximum number of simultaneous service instances of the given service option number and the total maximum number of simultaneous service instances.

**Syntax** Opaque Value

**Length** 8-247

**Type** 26

**Vendor ID** 5535

**VSA Type** 74

## 3GPP2-Release-Indicator-custom9

3GPP2 Release Indicator for custom9, reason/cause for session release.

**Syntax** Enumerated Integer. Supports the following value(s):

- Unknown = 0
- PPP-Timeout = 1
- Handoff = 2
- PPP-Termination = 3
- Mobile-IP-Registration-Failure = 4
- PPP-Renegotiation = 5
- MIP-Registration-Revocation = 6
- VolumeQuota-Reached = 8
- DurationQuota-Reached = 9
- Incompatible-Prepaid = 10

**Length** 4

**Type** 26

**Vendor ID** 5535

**VSA Type** 24

## 3GPP2-Release-Indicator-Old

3GPP2 old Standard Release Indicator, reason/cause for session release.

**Syntax** Enumerated Integer. Supports the following value(s):

- Unknown = 0
- PPP-Timeout = 1
- Handoff = 2
- PPP-Protocol-Failure = 3
- PPP-Abnormal-Release = 4
- PPP-Termination = 5
- Mobile-IP-Registration-Failure = 6
- Active-To-Dormant = 7

**Length** 4

**Type** 26

**Vendor ID** 5535

**VSA Type** 24

## 3GPP2-Release-Indicator-Prepaid

**Syntax** Enumerated Integer. Supports the following value(s):

- TOPUP = 0
- AOC = 1
- OHHOLD = 2
- Session\_Term\_or\_OFFLINE = 3
- CATALOG = 4
- BLOCK = 5
- Volume-Quota-Reached = 8
- Duration-Quota-Reached = 9

**Length** 4

**Type** 26

**Vendor ID** 5535

**VSA Type** 24

## 3GPP2-Release-Indicator

This attribute specifies reasons for sending a stop record. The enumeration of this attribute conforms to IS-835-1.

**Syntax** Enumerated Integer. Supports the following value(s):

- Unknown = 0
- PPP-Timeout = 1
- Handoff = 2
- PPP-Termination = 3
- Mobile-IP-Registration-Failure = 4
- Abnormal-Terminations = 5
- Termination-Dueto-Resource-Mgmt = 6
- Service-Instance-Released = 7
- VolumeQuota-Reached = 8
- DurationQuota-Reached = 9
- Incompatible-Prepaid = 10
- Airlink-Parameter-Change = 11
- TOD-Timer-Expiry = 12
- Active-To-Dormant = 13
- Flow-Deactivated = 15
- PPP-Renegotiation = 1001
- MIP-Lifetime-Expired = 1002
- A11-Lifetime-Expired = 1003
- MIP-Remote-Dereg = 1004
- Tarrif-Boundary = 1006
- PPP-Renegotiation-Handoff = 1007
- MIP-Registration-Revocation = 1008

**Length** 4

**Type** 26

**Vendor ID** 5535

**VSA Type** 24

## 3GPP2-Remote-Addr-Table-Idx-Old

**Syntax** Unsigned Integer

**Length** 4

**Type** 26

**Vendor ID** 5535

VSA Type 71

## 3GPP2-Remote-Addr-Table-Index

This attribute contains the Remote Address Table Index used to generate remote address accounting records. Supported range is 1-65535. Only one 3GPP2-Remote-Addr-Table-Index can be associated with a session.

**Type** 26

**Vendor ID** 5535

**VSA Type** 71

**Syntax** Compound. Contains the following sub-attribute(s).

### Table-Index

Table-Index

**Syntax** Unsigned Integer

**Length** 2

**Type** 1

### Qualifier

Qualifier

**Syntax** Enumerated Integer. Supports the following value(s):

- Exempt-From-Prepaid = 1
- Summarize-Octet-Count = 2
- Both = 3

**Length** 2

**Type** 2

## 3GPP2-Remote-IPv4-Address

This attribute allows the HA or PDSN to identify any IP address to be used for remote address-based accounting for the user. Up to 20 instances of the attribute are supported in the access response.

**Type** 26

**Vendor ID** 5535

**VSA Type** 59

**Syntax** Compound. Contains the following sub-attribute(s).

### Address

This attribute contains an IPv4 address to be used for remote address based accounting for the user. The address is used in conjunction with the Netmask subattribute to define the range of addresses to be monitored.



**Syntax** IPv4 Address

**Length** 4

**Type** 1

## Netmask

This attribute contains an IPv4 address mask that defines the set of remote addresses to be used for remote address based accounting.

**Syntax** IPv4 Address

**Length** 4

**Type** 2

## Qualifier

Qualifier

**Syntax** Enumerated Integer. Supports the following value(s):

- Exempt-From-Prepaid = 1
- Summarize-Octet-Count = 2
- Both = 3

**Length** 2

**Type** 3

## 3GPP2-Remote-IPv4-Addr-Octets

This attribute allows the HA or PDSN to identify any IP address to be used for remote address based accounting for the user. Up to 10 instances of the attribute are supported.

**Type** 26

**Vendor ID** 5535

**VSA Type** 72

**Syntax** Compound. Contains the following sub-attribute(s).

## Address

This attribute contains an IPv4 address to be used for remote address based accounting for the user. The address is used in conjunction with the Netmask subattribute to define the range of addresses to be monitored.

**Syntax** IPv4 Address

**Length** 4

**Type** 1

## Netmask

This attribute contains an IPv4 address mask that defines the set of remote addresses to be used for remote address based accounting.

**Syntax** IPv4 Address

**Length** 4

**Type** 2

## Octets-Out

Indicates how many bytes have been sent to the remote address specification (corresponds to forward traffic direction).

**Syntax** Unsigned Integer

**Length** 4

**Type** 3

## Octets-In

Indicates how many bytes have been received from the remote address specification (corresponds to reverse traffic direction).

**Syntax** Unsigned Integer

**Length** 4

**Type** 4

## Table-Index

Table-Index

**Syntax** Unsigned Integer

**Length** 2

**Type** 5

## Octets-Overflow-Out

Indicates how many times the forward octet overflow counter has wrapped around  $2^{32}$  over the course of the service being provided.

**Syntax** Unsigned Integer

**Length** 2

**Type** 6

## Octets-Overflow-In

Indicates how many times the reverse octets overflow counter has wrapped around  $2^{32}$  over the course of the service being provided.

**Syntax** Unsigned Integer

**Length** 2

**Type** 7

## 3GPP2-Rev-Dcch-Mux-Option

This attribute specifies Reverse DCCH Mux option.

**Syntax** Unsigned Integer

**Length** 4

**Type** 26

**Vendor ID** 5535

**VSA Type** 85

## 3GPP2-Rev-Dcch-Rc

This attribute specifies the Radio Configuration of the Reverse Packet Data Channel.

**Syntax** Unsigned Integer

**Length** 4

**Type** 26

**Vendor ID** 5535

**VSA Type** 87

## 3GPP2-Reverse-Fundamental-Rate

As defined in "Wireless IP Network Standard - 3GPP2.P.S0001-A-1".

**Syntax** Unsigned Integer

**Length** 4

**Type** 26

**Vendor ID** 5535

**VSA Type** 15

## 3GPP2-Reverse-Fundamental-RC

The format and structure of the RADIUS channel in the reverse direction. A set of forward transmission formats that are characterized by data rates, modulation characterized, and spreading rates.

**Syntax** Unsigned Integer

**Length** 4

**Type** 26

**Vendor ID** 5535

VSA Type 21

## 3GPP2-Reverse-Mux-Option

Forward direction multiplexer option.

**Syntax** Unsigned Integer

**Length** 4

**Type** 26

**Vendor ID** 5535

**VSA Type** 13

## 3GPP2-Reverse-Traffic-Type

Specifies the reverse traffic type.

**Syntax** Enumerated Integer. Supports the following value(s):

- Primary = 0
- Secondary = 1

**Length** 4

**Type** 26

**Vendor ID** 5535

**VSA Type** 18

## 3GPP2-Rev-Pdch-Rc

This attribute specifies the 3GPP2-Rev-Pdch-Rc.

**Syntax** Unsigned Integer

**Length** 4

**Type** 26

**Vendor ID** 5535

**VSA Type** 114

## 3GPP2-RP-Session-ID

This represents the GRE key selected by the PCF that identifies the A10 traffic for a user session.

**Syntax** Unsigned Integer

**Length** 4

**Type** 26

**Vendor ID** 5535

VSA Type 41

## 3GPP2-Rsvp-Signal-In-Count

This attribute specifies the RSVP signaling octets sent by the MS.

**Syntax** Unsigned Integer

**Length** 4

**Type** 26

**Vendor ID** 5535

**VSA Type** 162

## 3GPP2-Rsvp-Signal-In-Packets

This attribute specifies the Number of RSVP signaling packets sent by the MS.

**Syntax** Unsigned Integer

**Length** 4

**Type** 26

**Vendor ID** 5535

**VSA Type** 164

## 3GPP2-Rsvp-Signal-Out-Count

This attribute specifies the RSVP signaling octets sent to the MS.

**Syntax** Unsigned Integer

**Length** 4

**Type** 26

**Vendor ID** 5535

**VSA Type** 163

## 3GPP2-Rsvp-Signal-Out-Packets

This attribute specifies the Number of RSVP signaling packets sent to the MS.

**Syntax** Unsigned Integer

**Length** 4

**Type** 26

**Vendor ID** 5535

**VSA Type** 165

## 3GPP2-SDB-Input-Octets

This attribute counts the total number of octets sent to the user via Short Data Bursts.

**Syntax** Unsigned Integer

**Length** 4

**Type** 26

**Vendor ID** 5535

**VSA Type** 31

## 3GPP2-SDB-Output-Octets

This attribute counts the total number of octets sent by the user via Short Data Bursts.

**Syntax** Unsigned Integer

**Length** 4

**Type** 26

**Vendor ID** 5535

**VSA Type** 32

## 3GPP2-Security-Level

This attribute indicates the type of security that the home network mandates on the visited network.

**Syntax** Enumerated Integer. Supports the following value(s):

- IPSec = 3
- None = 4

**Length** 4

**Type** 26

**Vendor ID** 5535

**VSA Type** 2

## 3GPP2-Service-Option-Profile

This attribute specifies the authorized packet data service options, the maximum number of simultaneous service instances of the given service option number (n), and the total maximum number of simultaneous service instances. This attribute may appear in a RADIUS Access-Accept message.

**Syntax** Unsigned Integer

**Length** 4

**Type** 26

**Vendor ID** 5535

VSA Type 74

## 3GPP2-Service-Option

This attribute indicates the service option used for CDMA air interface.

**Syntax** Enumerated Integer. Supports the following value(s):

- HSPD = 0x21
- HRPD = 0x3b
- LLAROHC = 0x3d
- HRPD-AUX = 0x40
- HRPD-AUX-IP = 0x43
- eHRPD = 0x252
- LTE = 0x253
- UTRAN = 0x254
- GERAN = 0x255 WIFI = 0x806c

**Length** 4

**Type** 26

**Vendor ID** 5535

VSA Type 16

## 3GPP2-Service-Reference-ID

Specifies the reference ID of the service instance as received in the A11 Registration Request. If the service instance is the main service instance, the main SI Indicator Sub-Type should be included.

**Type** 26

**Vendor ID** 5535

VSA Type 94

**Syntax** Compound. Contains the following sub-attribute(s).

### SR-ID

The SR\_ID value received in the A11 Registration-Request message.

**Syntax** Unsigned Integer

**Length** 2

**Type** 1

## Main-SI-Indicator

Only included for the main service instance.

**Syntax** Enumerated Integer. Supports the following value(s):

- Main-SI = 1

**Length** 2

**Type** 2

## 3GPP2-Serving-PCF

IP address of the serving PCF.

**Syntax** IPv4 Address

**Length** 4

**Type** 26

**Vendor ID** 5535

**VSA Type** 9

## 3GPP2-Session-Continue

This attribute when set to True means it is not the end of a session, and an Accounting Stop is immediately followed by an Account Start Record. False means end of a session.

**Syntax** Enumerated Integer. Supports the following value(s):

- False = 0
- True = 1

**Length** 4

**Type** 26

**Vendor ID** 5535

**VSA Type** 48

## 3GPP2-Session-Term-Capability

This attribute should be included in a RADIUS Access-request message to the Home RADIUS server and should contain the value 3 to indicate that the PDSN and HA support both Dynamic authorization with RADIUS and Registration Revocation for Mobile IPv4. The attribute should also be included in the RADIUS Access-Accept message and should contain the preferred resource management mechanism by the home network, which should be used for the session and may include values 1 to 3.

**Syntax** Enumerated Integer. Supports the following value(s):

- Only\_Dynamic\_Auth\_Extn\_to\_Radius = 0x00000001
- Only\_Reg\_Revocation\_in\_MIP = 0x00000002



- Both\_Dynamic\_Auth\_And\_Reg\_Revocation\_in\_MIP = 0x00000003

**Length** 4

**Type** 26

**Vendor ID** 5535

**VSA Type** 88

## 3GPP2-S-Key

This attribute contains the HA IKE key in encrypted format.

**Syntax** Opaque Value

**Length** 1-247

**Type** 26

**Vendor ID** 5535

**VSA Type** 54

## 3GPP2-S-Lifetime

This attribute contains the lifetime of the 'S' secret parameter used to make the IKE pre-shared secret. indicating the time in seconds since January 1, 1970 00:00 UTC. Note that this is equivalent to the UNIX operating system expression of time.

**Syntax** Unsigned Integer

**Length** 4

**Type** 26

**Vendor ID** 5535

**VSA Type** 56

## 3GPP2-S-Request

This attribute indicates whether the HA requests a shared secret 'S'.

**Syntax** Enumerated Integer. Supports the following value(s):

- No = 0
- Yes = 1

**Length** 4

**Type** 26

**Vendor ID** 5535

**VSA Type** 55

## 3GPP2-Subnet

This attribute specifies the subnet information of the HRPD RAN.

**Type** 26

**Vendor ID** 5535

**VSA Type** 108

**Syntax** Compound. Contains the following sub-attribute(s).

## Rev-A-Subnet

This attribute specifies the subnet information of the HRPD RAN.

**Syntax** Opaque Value

**Length** 1-19

**Type** 1

## Rev-A-Sector-Id

This attribute specifies the Sector ID information of the HRPD RAN.

**Syntax** Opaque Value

**Length** 1-18

**Type** 2

## 3GPP2-S-Unencrypted

This attribute contains the HA IKE key in plain format.

**Syntax** Opaque Value

**Length** 1-247

**Type** 26

**Vendor ID** 5535

**VSA Type** 54

## 3GPP2-User-Zone

This attribute describes the Tiered Services user zone. The least significant 16 bits are the user zone ID, the next significant 15 bits are the user zone system ID, and the most significant bit is zero.

**Syntax** Unsigned Integer

**Length** 4

**Type** 26

**Vendor ID** 5535

**VSA Type** 11

## 3GPP-Allocate-IPType

This attribute indicates whether the Access-Request is sent for user authentication only and/or for allocation of IPv4 and/or IPv6 address.

**Syntax** Enumerated Integer. Supports the following value(s):

- none = 0
- ipv4 = 1
- ipv6 = 2
- ipv4-or-ipv6 = 3

**Length** 4

**Type** 26

**Vendor ID** 10415

**VSA Type** 27

## 3GPP-CAMEL-Charging-Info

This attribute contains the received CAMEL charging information. CAMEL charging information is applicable to GGSN.

**Syntax** Opaque Value

**Length** 1-255

**Type** 26

**Vendor ID** 10415

**VSA Type** 24

## 3GPP-CG-Address

This attribute identifies the charging gateway address.

**Syntax** IPv4 Address

**Length** 4

**Type** 26

**Vendor ID** 10415

**VSA Type** 4

## 3GPP-Charging-Id

**Syntax** Unsigned Integer

**Length** 4

**Type** 26

**Vendor ID** 10415

**VSA Type** 2

## 3GPP-Chrg-Char

This attribute contains the charging characteristics for this PDP Context received in the Create PDP Context Request Message (only available in R99 and later releases).

**Syntax** Opaque Value

**Length** 4

**Type** 26

**Vendor ID** 10415

**VSA Type** 13

## 3GPP-GGSN-Address

This attribute contains IPv4 address of the GGSN.

**Syntax** IPv4 Address

**Length** 4

**Type** 26

**Vendor ID** 10415

**VSA Type** 7

## 3GPP-GGSN-IPv6-Address

For GGSN, it represents the GGSN IPv6 address that is used by the GTP control plane for the context establishment. For P-GW, it represents the P-GW IPv6 address that is used on S5/S8, S2a, S2b, or S2c control plane for the IP-CAN session establishment.

**Syntax** Opaque Value

**Length** 16

**Type** 26

**Vendor ID** 10415

**VSA Type** 16

## 3GPP-GGSN-Mcc-Mnc

This attribute contains the MCC-MNC of the network the GGSN belongs to.

**Syntax** Opaque Value

**Length** 1-6

**Type** 26

**Vendor ID** 10415

**VSA Type** 9

## 3GPP-IMEISV

This attribute identifies the International Mobile Equipment Identity and Software Version (IMEISV) number received from the mobile node (MN). It is sent in RADIUS authentication and accounting messages by GGSN.

**Syntax** Opaque Value

**Length** 16

**Type** 26

**Vendor ID** 10415

**VSA Type** 20

## 3GPP-IMSI-Mcc-Mnc

This attribute contains the MCC and MNC extracted from the user's IMSI (first 5 or 6 digits, as applicable from the presented IMSI).

**Syntax** Opaque Value

**Length** 1-6

**Type** 26

**Vendor ID** 10415

**VSA Type** 8

## 3GPP-IMSI

This attribute contains the IMSI identifying the mobile unit.

**Syntax** Opaque Value

**Length** 1-15

**Type** 26

**Vendor ID** 10415

**VSA Type** 1

## 3GPP-IPv6-DNS-Servers

This attribute contains list of IPv6 DNS server addresses.

**Syntax** Opaque Value

**Length** 16-240

**Type** 26

**Vendor ID** 10415

VSA Type 17

## 3GPP-MS-TimeZone

This attribute indicates the offset between universal time and local time in steps of 15 minutes of where the MS currently resides.

**Syntax** Opaque Value

**Length** 2

**Type** 26

**Vendor ID** 10415

**VSA Type** 23

## 3GPP-Negotiated-DSCP

This attribute is used to mark IP packets of PDP context on the Gi interface.

**Syntax** Unsigned Integer

**Length** 1

**Type** 26

**Vendor ID** 10415

**VSA Type** 26

## 3GPP-Negotiated-QoS-Profile

This attribute specifies the QoS profile to be used for the subscriber.

**Syntax** ThreeGPP-Negotiated-QoS-Profile

**Type** 26

**Vendor ID** 10415

**VSA Type** 5

## 3GPP-NSAPI

This attribute specifies the value of the NSAPI of the PDP context that the RADIUS message is related to. It is encoded as its hexadecimal representation, using 1 UTF-8 encoded digit.

**Syntax** Opaque Value

**Length** 1

**Type** 26

**Vendor ID** 10415

**VSA Type** 10

## 3GPP-Packet-Filter

This compound attribute specifies the Packet Filter used for the PDP context.

**Length** 65

**Type** 26

**Vendor ID** 10415

**VSA Type** 25

**Syntax** Compound. Contains the following sub-attribute(s).

### Identifier

Identifier of the packet filter.

**Syntax** Unsigned integer

**Length** 1

**Type** 1

### Eval-Precedence

Evaluation precedence of the packet filter.

**Syntax** Unsigned integer

**Length** 1

**Type** 2

### Length

Length of the packet filter.

**Syntax** Unsigned integer

**Length** 1

**Type** 3

### Direction

Direction of the packet filter.

**Syntax** Unsigned integer

**Length** 1

**Type** 4

### IPv4-Address-Type

This is a compound attribute specifying the IPv4 source address and netmask if the direction is downlink, or destination address and netmask if the direction is downlink, or destination address and netmask if the direction is uplink.

**Length** 8

**Type 5**

**Syntax** Contains the following two sub-attribute(s):

**Address**

This attribute contains source address if direction value is set to Downlink, and destination address if direction value is set to Uplink.

**Syntax** IPv4 address

**Length** 4

**Type** 1

**Netmask**

This attribute contains netmask of the IPv4 address.

**Syntax** IPv4 address

**Length** 4

**Type** 2

**IPv6-Address-Type**

This is a compound attribute specifying the IPv6 source address and netmask if the direction is Downlink, or Destination Address and Netmask if the direction is Downlink, or Destination Address and Netmask if the direction is Uplink.

**Length** 32

**Type** 6

**Syntax** Contains the following two sub-attribute(s):

**Address**

This attribute contains source address if direction value is set to Downlink, and destination address if direction value is set to Uplink.

**Syntax** Opaque value

**Length** 16

**Type** 1

**Netmask**

This attribute contains the Netmask of the IPv6 address.

**Syntax** Opaque value

**Length** 16

**Type** 2

**Protocol-Identifier-Or-Next-Header**

Specifies the IPv4 Protocol Identifier or IPv6 Next Header.



**Syntax** Unsigned integer

**Length** 1

**Type** 7

## Destination-Port

Specifies the Destination Port number of the packet filter.

**Syntax** An integer in network byte order

**Length** 2

**Type** 8

## Destination-Port-Range

This is a compound attribute and specifies the destination port range.

**Length** 4

**Type** 9

**Syntax** Contains the following two sub-attribute(s):

### Lower

Specifies the lower range of the destination port of the packet filter.

**Syntax** Unsigned integer

**Length** 2

**Type** 1

### Higher

Specifies the higher range of the destination port of the packet filter.

**Syntax** Unsigned integer

**Length** 2

**Type** 2

## Source-Port

Specifies the source port number of the packet filter.

**Syntax** Unsigned integer

**Length** 2

**Type** 10

## Source-Port-Range

Specifies the source port range.

**Length** 4

**Lower****Type** 11**Syntax** Contains the following two sub-attribute(s):**Lower**

Specifies lower range of the source port of the packet filter.

**Syntax** Unsigned integer**Length** 2**Type** 1**Higher**

Specifies the higher range of the source port of the packet filter.

**Syntax** Unsigned integer**Length** 2**Type** 2

## Security-Parameter-Index

Specifies the IPSec Security Parameter Index(IPv6).

**Syntax** Unsigned integer**Length** 4**Type** 12

## Type-Of-Service

This is a compound attribute and specifies the Type of Service/ Traffic Class.

**Length** 2**Type** 13**Syntax** Contains the following two sub-attribute(s):**Value**

Specifies the Type of Service/Traffic Class Value.

**Syntax** Unsigned integer**Length** 1**Type** 1**Mask**

Specifies the Type of Service/Traffic Class Mask.

**Syntax** Unsigned integer**Length** 1**Type** 2

## Flow-Label

Specifies the IPv6 Flow Label.

**Syntax** Opaque value

**Length** 3

**Type** 14

## 3GPP-PDP-Type

This attribute identifies the PDP Context type.

**Syntax** Enumerated Integer. Supports the following value(s):

- ipv4 = 0
- ppp = 1
- ipv6 = 2
- ipv4-or-ipv6 = 3
- non-ip = 4

**Length** 4

**Type** 26

**Vendor ID** 10415

**VSA Type** 3

## 3GPP-RAT-Type

This attribute indicates which Radio Access Technology is currently serving the UE.

**Syntax** Opaque Value

**Length** 1

**Type** 26

**Vendor ID** 10415

**VSA Type** 21

## 3GPP-Selection-Mode

This attribute contains the selection mode for this PDP Context received in the Create PDP Context Request message as an UTF-8 encoded character.

**Syntax** Opaque Value

**Length** 1

**Type** 26

**Vendor ID** 10415

VSA Type 12

## 3GPP-Session-Stop-Ind

The presence of this attribute indicates to the AAA server that the last PDP context of a session is released and that the PDP session has been terminated.

**Syntax** Opaque Value

**Length** 1

**Type** 26

**Vendor ID** 10415

**VSA Type** 11

## 3GPP-SGSN-Address

This attribute contains IPv4 address of the SGSN.

**Syntax** IPv4 Address

**Length** 4

**Type** 26

**Vendor ID** 10415

**VSA Type** 6

## 3GPP-SGSN-IPv6-Address

For GGSN, it represents the SGSN IPv6 address that is used by the GTP control plane for the handling of control messages. For P-GW, it represents the IPv6 address of the S-GW, trusted non-3GPP IP access or ePDG that is used on S5/S8, S2a, or S2b for the handling of control messages. The address may be used to identify the PLMN to which the user is attached.

**Syntax** Opaque Value

**Length** 16

**Type** 26

**Vendor ID** 10415

**VSA Type** 15

## 3GPP-SGSN-Mcc-Mnc

For GPRS the MCC and the MNC of the SGSN.

**Syntax** Opaque Value

**Length** 1-6

**Type** 26

**Vendor ID** 10415

**VSA Type** 18

## 3GPP-Teardown-Indicator

If this value is set to 1 in disconnect-request, the whole correlated sessions would be disconnected.

**Syntax** Opaque Value

**Length** 1

**Type** 26

**Vendor ID** 10415

**VSA Type** 19

## 3GPP-User-Location-Info

GTP user location information attribute for the subscriber session.

**Syntax** Opaque Value

**Length** 1-37

**Type** 26

**Vendor ID** 10415

**VSA Type** 22

## AAA-Session-ID

A unique per realm identifier assigned to WiMAX session by the Home network during network entry.

**Syntax** String

**Length** 1-246

**Type** 26

**Vendor ID** 24757

**VSA Type** 4

## Access-IN-Subs

**Syntax** Unsigned Integer

**Length** 4

**Type** 26

**Vendor ID** 5535

**VSA Type** 224

## Acct-Authentic

This attribute is included in Accounting-Request packets to indicate how the session was authenticated (RADIUS or locally).

**Syntax** Enumerated Integer. Supports the following value(s):

- None = 0
- RADIUS = 1
- Local = 2
- Remote = 3
- Diameter = 4

**Length** 4

**Type** 45

**Vendor ID** N/A

**VSA Type** N/A

## Acct-Delay-Time

This attribute indicates how many seconds the chassis has been trying to send this record for. The standard behavior is that this attribute will be visible in the Accounting Request message only if it has a non-zero value.

**Syntax** Unsigned Integer

**Length** 4

**Type** 41

**Vendor ID** N/A

**VSA Type** N/A

## Acct-Input-Gigawords

This attribute indicates how many times the Acct-Input-Octets attribute has wrapped within its 32-bit field length. In effect, the number of octets received is a 64-bit integer, with this attribute representing the high 32 bits, and the Acct-Input-Octets attribute representing the low 32 bits. This attribute is not included unless it has a non-zero value.

**Syntax** Unsigned Integer

**Length** 4

**Type** 52

**Vendor ID** N/A

**VSA Type** N/A

## Acct-Input-Octets

This attribute indicates how many octets have been received in the PPP session. Since the value field is 32 bits, it is possible that the number of octets will exceed the 32-bit field length. If this happens, this attribute will "wrap" back to 0. Each time the "wrap" occurs, the Acct-Input-Gigawords attribute will be incremented. In effect, the number of octets received is a 64-bit integer, with the Acct-Input-Gigawords attribute representing the high 32 bits, and this attribute representing the low 32 bits.

**Syntax** Unsigned Integer

**Length** 4

**Type** 42

**Vendor ID** N/A

**VSA Type** N/A

## Acct-Input-Packets

This attribute indicates how many PPP packets have been received during the session.

**Syntax** Unsigned Integer

**Length** 4

**Type** 47

**Vendor ID** N/A

**VSA Type** N/A

## Acct-Interim-Interval

This attribute indicates the time (in seconds) between updates to session counters (log file on RADIUS or AAA event log) during the session. Note that the setting for this attribute always takes precedence over interim interval settings configured on the system.

**Syntax** Unsigned Integer

**Length** 4

**Type** 85

**Vendor ID** N/A

**VSA Type** N/A

## Acct-Link-Count

**Syntax** Unsigned Integer

**Length** 4

**Type** 51

**Vendor ID** N/A

**VSA Type** N/A

## Acct-Multi-Session-Id

This attribute is a unique Accounting ID to make it easy to link together multiple related sessions in a log file. Each session linked together would have a unique Acct-Session-Id but the same Acct-Multi-Session-Id. It is strongly recommended that the Acct-Multi-Session-Id contain UTF-8 encoded characters.

**Syntax** String

**Length** 1-253

**Type** 50

**Vendor ID** N/A

**VSA Type** N/A

## Acct-Output-Gigawords

This attribute indicates how many times the Acct-Output-Octets attribute has wrapped within its 32-bit field length. In effect, the number of octets received is a 64-bit integer, with this attribute representing the high 32 bits, and the Acct-Output-Octets attribute representing the low 32 bits. This attribute is not included unless it has a non-zero value.

**Syntax** Unsigned Integer

**Length** 4

**Type** 53

**Vendor ID** N/A

**VSA Type** N/A

## Acct-Output-Octets

This attribute indicates how many octets have been sent in the PPP session. Since the value field is 32 bits, it is possible that the number of octets will exceed the 32-bit field length. If this happens, this attribute will "wrap" back to 0. Each time the "wrap" occurs, the Acct-Output-Gigawords attribute will be incremented. In effect, the number of octets received is a 64-bit integer, with the Acct-Output-Gigawords attribute representing the high 32 bits, and this attribute representing the low 32 bits.

**Syntax** Unsigned Integer

**Length** 4

**Type** 43

**Vendor ID** N/A

**VSA Type** N/A

## Acct-Output-Packets

This attribute indicates how many PPP packets have been sent during the session.

**Syntax** Unsigned Integer

**Length** 4



**Type** 48

**Vendor ID** N/A

**VSA Type** N/A

## Acct-Session-Id-Long

This attribute contains long format account session ID. This is supported only for custom2 dictionary.

**Syntax** String

**Length** 1-253

**Type** 44

**Vendor ID** N/A

**VSA Type** N/A

## Acct-Session-Id

This attribute is a session ID. Combined with the identification of the chassis (NAS-IP-Address or NAS-Identifier), this uniquely describes a session. For a given chassis, there will never be another session (even across boots) with this same session ID. The Acct-Session-ID attribute is sent on both Gx and Gy messages.

**Syntax** String

**Length** 1-253

**Type** 44

**Vendor ID** N/A

**VSA Type** N/A

## Acct-Session-Time

This attribute indicates the duration of the session in seconds.

**Syntax** Unsigned Integer

**Length** 4

**Type** 46

**Vendor ID** N/A

**VSA Type** N/A

## Acct-Status-Type

This attribute indicates the event for the session.

**Syntax** Enumerated Integer. Supports the following value(s):

- Start = 1

- Stop = 2
- Interim-Update = 3
- Accounting-On = 7
- Accounting-Off = 8
- Tunnel-Start = 9
- Tunnel-Stop = 10
- Tunnel-Reject = 11
- Tunnel-Link-Start = 12
- Tunnel-Link-Stop = 13
- Tunnel-Link-Reject = 14
- Failed = 15

**Length** 4

**Type** 40

**Vendor ID** N/A

**VSA Type** N/A

## Acct-Termination-Cause

This attribute indicates why the session was terminated.

**Syntax** Enumerated Integer. Supports the following value(s):

- User\_Request = 1
- Lost\_Carrier = 2
- Lost\_Service = 3
- Idle\_Timeout = 4
- Session\_Timeout = 5
- Admin\_Reset = 6
- Admin\_Reboot = 7
- Port\_Error = 8
- NAS\_Error = 9
- NAS\_Request = 10
- NAS\_Reboot = 11
- Port\_Unneeded = 12
- Port\_Preempted = 13

- Port\_Suspended = 14
- Service\_Unavailable = 15
- Callback = 16
- User\_Error = 17
- Host\_Request = 18
- Supplicant\_Restart = 19
- Reauthentication\_Failure = 20
- Port\_Reinitialized = 21
- Port\_Administratively\_Disabled = 22
- Inter-PDSN-Handoff = 99
- Long-Duration-Timeout = 1001
- Invalid-Source-Address = 1002
- Duplicate-IMSI = 1003
- Interim-Update = 1004
- Hotlining-Status-Change = 1005

**Length** 4

**Type** 49

**Vendor ID** N/A

**VSA Type** N/A

## BU-CoA-Ipv6

The IPv6 address extracted from the Careof Address field in the BU and sent in Access Request from HA for WiMAX call.

**Syntax** Opaque Value

**Length** 16

**Type** 26

**Vendor ID** 24757

**VSA Type** 51

## Callback-Id

This attribute contains the name of the place to be called, to be interpreted by NAS.

**Syntax** Opaque Value

**Length** 1-253

**Type** 20

**Vendor ID** N/A

**VSA Type** N/A

## Called-Station-ID

For PDSN, the value of this attribute is a single zero byte for custom6/7/8 dictionaries. For other dictionaries, this attribute will not be present for PDSN calls.

**Syntax** Opaque Value

**Length** 1-128

**Type** 30

**Vendor ID** N/A

**VSA Type** N/A

## Calling-Station-Id

This attribute indicates the Mobile Station Identifier in PDSN, and MSISDN in GGSN.

**Syntax** Opaque Value

**Length** 1-253

**Type** 31

**Vendor ID** N/A

**VSA Type** N/A

## Calling-Subscriber-Type

Opaque one byte value received from customer RADIUS server in Access Request. Used in custom dictionary.

**Syntax** Opaque Value

**Length** 1

**Type** 26

**Vendor ID** 5535

**VSA Type** 218

## CHAP-Challenge

This attribute contains the CHAP Challenge that was sent by the chassis to the other end of the PPP link, when CHAP authentication is being used.

**Syntax** Opaque Value

**Length** 1-253

**Type** 60

**Vendor ID** N/A

**VSA Type** N/A

## CHAP-Password

This attribute contains the CHAP ID and the CHAP Response when CHAP authentication is used.

**Syntax** Opaque Value

**Length** 17

**Type** 3

**Vendor ID** N/A

**VSA Type** N/A

## Charging-Id

Same as 3GPP-Charging-ID standard attribute; non-standard behavior for use in custom dictionary.

**Syntax** Unsigned Integer

**Length** 4

**Type** 225

**Vendor ID** N/A

**VSA Type** N/A

## Class

This attribute may be sent by the RADIUS server to the chassis in an Access-Accept packet. The chassis will include this attribute in all subsequent Accounting-Request messages sent to the RADIUS Accounting server for this user's session. This attribute is included to support the RADIUS protocol and should not be human-interpreted.

**Syntax** Opaque Value

**Length** 1-253

**Type** 25

**Vendor ID** N/A

**VSA Type** N/A

## CS-AVPair

This is a Cisco Vendor Specific Attribute. This attribute may contain any string required for Web Authorization feature for SaMOG.

**Syntax** String

**Length** 1-249

Type 26

Vendor ID 9

VSA Type 1

## CS-Prepaid-Quota

Syntax String

Length 1-252

Type 26

Vendor ID 9

VSA Type 253

## CS-Prepaid-Time-Quota

Syntax String

Length 1-252

Type 26

Vendor ID 9

VSA Type 102

## CS-Prepaid-Volume-Quota

Syntax String

Length 1-252

Type 26

Vendor ID 9

VSA Type 101

## CS-Service-Name

Syntax String

Length 1-252

Type 26

Vendor ID 9

VSA Type 251

## CUI

Chargeable User Identity (CUI) is a unique temporary handle to the user responsible for paying bill. Set to NULL in Initial Access Request and set to value sent by AAA in subsequent messages.

**Syntax** Opaque Value

**Length** 1-253

**Type** 89

**Vendor ID** N/A

**VSA Type** N/A

## custom54-Dial-Number

**Syntax** String

**Length** 1-252

**Type** 227

**Vendor ID** N/A

**VSA Type** N/A

## custom54-IPX-Alias

**Syntax** Unsigned Integer

**Length** 4

**Type** 224

**Vendor ID** N/A

**VSA Type** N/A

## custom54-Metric

**Syntax** Unsigned Integer

**Length** 4

**Type** 225

**Vendor ID** N/A

**VSA Type** N/A

## custom54-PRI-Number-Type

**Syntax** Unsigned Integer

**Length** 4

**Type** 226

**Vendor ID** N/A

**VSA Type** N/A

## custom54-Route-IP

**Syntax** Unsigned Integer

**Length** 4

**Type** 228

**Vendor ID** N/A

**VSA Type** N/A

## custom54-Session-Svr-Key

**Syntax** String

**Length** 1-32

**Type** 151

**Vendor ID** N/A

**VSA Type** N/A

## Custom-Prepaid-Ind

**Syntax** Unsigned Integer

**Length** 1

**Type** 226

**Vendor ID** N/A

**VSA Type** N/A

## Delegated-IPv6-Prefix

For IPv6 subscriber sessions IPSG receives deligated IPv6 prefix or framed IPv6 prefix value from Accounting Start message and assigns that IPv6 prefix to the subscriber.

**Syntax** Opaque Value

**Length** 2-18

**Type** 123

**Vendor ID** N/A

**VSA Type** N/A



## DHCPMSG-Server-IP

The IPv4 address of the DHCP server.

**Syntax** IPv4 Address

**Length** 4

**Type** 26

**Vendor ID** 24757

**VSA Type** 43

## DHCP-RK-Key-ID

An integer uniquely identifying the DHCP-RK within the scope of a single DHCP server.

**Syntax** Unsigned Integer

**Length** 4

**Type** 26

**Vendor ID** 24757

**VSA Type** 41

## DHCP-RK-Lifetime

Lifetime of the DHCP-RK and derived keys.

**Syntax** Unsigned Integer

**Length** 4

**Type** 26

**Vendor ID** 24757

**VSA Type** 42

## DHCP-RK

DHCP-RK is a 160-bit randomly generated for every DHCP server, the DHCP Key is derived from this.

**Syntax** Opaque Value

**Length** 1-250

**Type** 26

**Vendor ID** 24757

**VSA Type** 40

## Digest-AKA-Auts

This attribute holds the auts parameter that is used in the Digest AKA calculation.

**Syntax** Opaque Value

**Length** 0-253

**Type** 118

**Vendor ID** N/A

**VSA Type** N/A

## Digest-Algorithm

This parameter holds the algorithm parameter that influences the HTTP Digest calculation.

**Syntax** Opaque Value

**Length** 0-253

**Type** 111

**Vendor ID** N/A

**VSA Type** N/A

## Digest-Auth-Param

This attribute is a placeholder for future extensions.

**Syntax** Opaque Value

**Length** 0-253

**Type** 117

**Vendor ID** N/A

**VSA Type** N/A

## Digest-CNonce

This attribute holds the client nonce that is used in the digest calculation.

**Syntax** Opaque Value

**Length** 0-253

**Type** 113

**Vendor ID** N/A

**VSA Type** N/A

## Digest-Domain

This attribute consists of single URI that defines a protection space component.

**Syntax** Opaque Value

**Length** 0-256

**Type** 119

**Vendor ID** N/A

**VSA Type** N/A

## Digest-Entity-Body-Hash

This attribute holds the hexadecimal representation of H(entity-body). This hash is required when quality of protection is set to "auth-int".

**Syntax** Opaque Value

**Length** 0-253

**Type** 112

**Vendor ID** N/A

**VSA Type** N/A

## Digest-HA1

This attribute contains the hexadecimal representation on H(A1) as described in RFC 2617.

**Syntax** Opaque Value

**Length** 0-253

**Type** 121

**Vendor ID** N/A

**VSA Type** N/A

## Digest-Method

This attribute holds the method value to be used in the HTTP digest calculation.

**Syntax** Opaque Value

**Length** 0-253

**Type** 108

**Vendor ID** N/A

**VSA Type** N/A

## Digest-Nextnonce

This attribute holds a nonce to be used in the HTTP digest calculation.

**Syntax** Opaque Value

**Length** 0-253

**Type** 107

**Vendor ID** N/A

**VSA Type** N/A

## Digest-Nonce-Count

This attribute holds the nonce count parameter that is used to detect replay attacks.

**Syntax** Opaque Value

**Length** 0-253

**Type** 114

**Vendor ID** N/A

**VSA Type** N/A

## Digest-Nonce

**Syntax** Opaque Value

**Length** 0-253

**Type** 105

**Vendor ID** N/A

**VSA Type** N/A

## Digest-Opaque

This attribute holds the opaque parameter that is passed to the SIP client.

**Syntax** Opaque Value

**Length** 0-253

**Type** 116

**Vendor ID** N/A

**VSA Type** N/A

## Digest-Qop

This attribute holds the quality of protection parameter that influences the HTTP digest calculation.

**Syntax** Opaque Value

**Length** 0-253

**Type** 110

**Vendor ID** N/A

**VSA Type** N/A

## Digest-Realm

This attribute describes a protection space component of the RADIUS server.

**Syntax** Opaque Value

**Length** 0-253

**Type** 104

**Vendor ID** N/A

**VSA Type** N/A

## Digest-Response-Auth

This enables the RADIUS server to prove possession of the password.

**Syntax** Opaque Value

**Length** 0-253

**Type** 106

**Vendor ID** N/A

**VSA Type** N/A

## Digest-Response

**Syntax** Opaque Value

**Length** 0-256

**Type** 103

**Vendor ID** N/A

**VSA Type** N/A

## Digest-Stale

This attribute is sent by RADIUS server in order to notify the RADIUS client whether it has accepted a nonce.

**Syntax** Opaque Value

**Length** 0-253

**Type** 120

**Vendor ID** N/A

**VSA Type** N/A

## Digest-URI

This attribute is used to transport the contents of the URI of the SIP request.

**Syntax** Opaque Value

**Length** 0-253

**Type** 109

**Vendor ID** N/A

**VSA Type** N/A

## Digest-Username

This attribute holds the user name used in the HTTP Digest calculation.

**Syntax** Opaque Value

**Length** 0-253

**Type** 115

**Vendor ID** N/A

**VSA Type** N/A

## DNS

IPv4/IPv6 address of the DNS server to be conveyed to the MS via DHCP.

**Syntax** Opaque Value

**Length** 4-16

**Type** 26

**Vendor ID** 24757

**VSA Type** 52

## Draft5-Digest-Response

**Syntax** Opaque Value

**Length** 0-253

**Type** 102

**Vendor ID** N/A

**VSA Type** N/A

## DSCP\_IP\_Address

radius\_attribute\_DSCP\_IP\_Address

**Syntax** IPv4 Address

**Length** 4

**Type** 26

**Vendor ID** 5535

**VSA Type** 245

## EAP-Message

The EAP exchanged transported over RADIUS.

**Syntax** Opaque Value

**Length** 0-253

**Type** 79

**Vendor ID** N/A

**VSA Type** N/A

## Error-Cause

It is possible that the NAS cannot honor Disconnect-Request or CoA-Request messages for some reason. The Error-Cause Attribute provides more detail on the cause of the problem. It may be included within Disconnect-ACK, Disconnect-NAK, and CoA-NAK messages.

**Syntax** Enumerated Integer. Supports the following value(s):

- Residual-Session-Context-Remove = 201
- Invalid-EAP-Packet = 202
- Unsupported-Attribute = 401
- Missing-Attribute = 402
- NAS-Identification-Mismatch = 403
- Invalid-Request = 404
- Unsupported-Service = 405
- Unsupported-Extension = 406
- Administratively-Prohibited = 501
- Request-Not-Routable = 502
- Session-Context-Not-Found = 503
- Session-Context-Not-Removable = 504
- Other-Proxy-Processing-Error = 505
- Resources-Unavailable = 506
- Request-Initiated = 507
- Session-Context-Not-Removable-Dormant = 599

**Length** 4

**Type** 101

**Vendor ID** N/A

**VSA Type** N/A

## Event-Timestamp

This attribute is a timestamp of when the event being logged occurred, indicating the time in seconds since January 1, 1970 00:00 UTC. Note that this is equivalent to the UNIX operating system expression of time.

**Syntax** Unsigned Integer

**Length** 4

**Type** 55

**Vendor ID** N/A

**VSA Type** N/A

## FA-RK-KEY

This attribute contains the encrypted FA-RK-KEY. The FA-RK determined during EAP authentication by the RADIUS server and passed on to the NAS upon successful EAP authentication. It is used by the NAS to generate MN-FA keys.

**Syntax** Opaque Value

**Length** 1-244

**Type** 26

**Vendor ID** 24757

**VSA Type** 14

## FA-RK-SPI

SPI used for the FA-RK associated with FA-RK Key for generating MN-FA key for WiMAX call

**Syntax** Unsigned Integer

**Length** 4

**Type** 26

**Vendor ID** 24757

**VSA Type** 61

## Filter-Id

This attribute identifies the IP access-list/filter by name.

**Syntax** String

**Length** 1-253

**Type** 11



**Vendor ID** N/A

**VSA Type** N/A

## Framed-Compression

This attribute indicates the compression protocol to be used.

**Syntax** Enumerated Integer. Supports the following value(s):

- None = 0
- VJ\_TCP\_IP\_header\_compression = 1
- IPX\_header\_compression = 2
- Stac\_LZS\_compressions = 3

**Length** 4

**Type** 13

**Vendor ID** N/A

**VSA Type** N/A

## Framed-Interface-Id

This attribute contains the value of IPv6 Interface ID.

**Syntax** Opaque Value

**Length** 8

**Type** 96

**Vendor ID** N/A

**VSA Type** N/A

## Framed-IP-Address

This attribute indicates the IP address to be configured for the user.

**Syntax** IPv4 Address

**Length** 4

**Type** 8

**Vendor ID** N/A

**VSA Type** N/A

## Framed-IP-Netmask

This attribute indicates the IP netmask to be configured for the session when the PPP connection is to a router servicing a network.

**Syntax** IPv4 Address

**Length** 4

**Type** 9

**Vendor ID** N/A

**VSA Type** N/A

## Framed-IPv6-Pool

This attribute contains the IPv6 pool name.

**Syntax** String

**Length** 1-253

**Type** 100

**Vendor ID** N/A

**VSA Type** N/A

## Framed-IPv6-Prefix

This attribute contains IPv6 prefix.

**Syntax** Opaque Value

**Length** 2-18

**Type** 97

**Vendor ID** N/A

**VSA Type** N/A

## Framed-MTU

This attribute indicates the Maximum Transmission Unit that was configured for the PPP session.

**Syntax** Integer

**Length** 4

**Type** 12

**Vendor ID** N/A

**VSA Type** N/A

## Framed-Pool

This standard attribute indicates the name of the IP pool from which an IP address should be allocated to the subscriber. Also, see SN-IP-Pool-Name, which is a vendor-specific attribute accomplishing the same.

**Syntax** String

**Length** 1-253

**Type** 88

**Vendor ID** N/A

**VSA Type** N/A

## Framed-Protocol

This attribute describes the framed protocol that the user is granted to use (Access-Accept), when Service-Type = Framed. Note that PPP is the only framed protocol supported.

**Syntax** Enumerated Integer. Supports the following value(s):

- PPP = 1
- SLIP = 2
- ARAP = 3
- Gandalf\_proprietary\_\_\_ = 4
- Xylogics\_proprietary\_IPX\_SLIP = 5
- X\_75\_Synchronous = 6
- GPRS\_PDP\_Context = 7

**Length** 4

**Type** 7

**Vendor ID** N/A

**VSA Type** N/A

## Framed-Route

This attribute specifies the subnet route to be installed in GGSN for the mobile router.

**Syntax** Opaque Value

**Length** 1-64

**Type** 22

**Vendor ID** N/A

**VSA Type** N/A

## Geographical-Location

This attribute contains the information of geographical location as reported by HNB.

**Syntax** Opaque Value

**Length** 10

**Type** 26

**Vendor ID** 9

**VSA Type** 114

## GGSN-GTP-IP-Address

Same as 3GPP-GGSN-Address standard attribute; non-standard behavior for use in custom dictionary.

**Syntax** IPv4 Address

**Length** 4

**Type** 230

**Vendor ID** N/A

**VSA Type** N/A

## GGSN-IP-Address

**Syntax** IPv4 Address

**Length** 4

**Type** 227

**Vendor ID** N/A

**VSA Type** N/A

## GMT-Time-Zone-Offset

**Syntax** Integer

**Length** 4

**Type** 26

**Vendor ID** 24757

**VSA Type** 3

## HA-IP-MIP4

IPv4 address of the HA.

**Syntax** IPv4 Address

**Length** 4

**Type** 26

**Vendor ID** 24757

**VSA Type** 6

## HA-IP-MIP6

IPv6 address of the HA for CMIP4.

**Syntax** Opaque Value

**Length** 4-16

**Type** 26

**Vendor ID** 24757

**VSA Type** 7

## HA-RK-KEY

The HA-RK-KEY determined during EAP authentication by the RADIUS server and passed to the NAS upon successful EAP authentication. It is used by the NAS to generate FA-HA keys.

**Syntax** Opaque Value

**Length** 1-244

**Type** 26

**Vendor ID** 24757

**VSA Type** 15

## HA-RK-Lifetime

Lifetime of the HA-RK and derived keys.

**Syntax** Unsigned Integer

**Length** 4

**Type** 26

**Vendor ID** 24757

**VSA Type** 17

## HA-RK-SPI

The SPI associated with the HA-RK for generating MN-HA key for WiMAX call.

**Syntax** Unsigned Integer

**Length** 4

**Type** 26

**Vendor ID** 24757

**VSA Type** 16

## hLMA-IPv6-PMIP6

MIPv6 Home Agent address received in binding update.

**Syntax** Opaque Value

**Length** 16

**Type** 26

**Vendor ID** 24757

**VSA Type** 127

## HNB-Internet-Information

This attribute contains public IP address (either IPv4 or IPv6 address) of HNB assigned through the broadband connection.

**Syntax** Opaque Value

**Length** 4-16

**Type** 26

**Vendor ID** 9

**VSA Type** 115

## HNB-Parameters

This attribute contains PLMN ID, LAC, RAC, SAC, and Cell ID of the HNB as reported to HNB-GW in RADIUS Access-Request during authentication.

**Syntax** Opaque Value

**Length** 12

**Type** 26

**Vendor ID** 9

**VSA Type** 112

## Hotline-Indicator

This attribute in a RADIUS Accounting-Request message indicates to back-office systems (billing audit systems) that the session has been hot lined.

**Syntax** String

**Length** 1-64

**Type** 26

**Vendor ID** 24757

**VSA Type** 24

## Hotline-Profile-ID

A unique identifier of a hotline profile to be applied to the session.

**Syntax** String

**Length** 1-64

**Type** 26

**Vendor ID** 24757

**VSA Type** 53

## Hotline-Session-Timer

The time period, in seconds, the session can remain hotlined.

**Syntax** Unsigned Integer

**Length** 4

**Type** 26

**Vendor ID** 24757

**VSA Type** 56

## HTTP-Redirection-Rule

An HTTP redirection rule.

**Syntax** Opaque Value

**Length** 1-246

**Type** 26

**Vendor ID** 24757

**VSA Type** 54

## Idle-Timeout

This attribute sets the maximum idle session time, in seconds. A session is idle when there is no IP traffic on the link. After the connection has been idle for the indicated amount of time, the chassis will tear down the session.

**Syntax** Integer

**Length** 4

**Type** 28

**Vendor ID** N/A

**VSA Type** N/A

## IMSI-MCC-MNC

Same as 3GPP-IMSI-Mcc-Mnc standard attribute; non-standard behavior for use in custom dictionary.

**Syntax** Opaque Value

**Length** 1-6

**Type** 226

**Vendor ID** N/A

**VSA Type** N/A

## IMSI

Same as 3GPP-IMSI standard attribute; non-standard behavior for use in custom dictionary.

**Syntax** Opaque Value

**Length** 1-15

**Type** 224

**Vendor ID** N/A

**VSA Type** N/A

## IN-Packet-Period

**Syntax** Unsigned Integer

**Length** 4

**Type** 26

**Vendor ID** 5535

**VSA Type** 246

## IN-Time-Period

**Syntax** Unsigned Integer

**Length** 4

**Type** 26

**Vendor ID** 5535

**VSA Type** 247

## IP-Redirection-Rule

This attribute is used to specify which packet flow to redirect and where to redirect it.

**Syntax** Opaque Value

**Length** 1-246



**Type** 26

**Vendor ID** 24757

**VSA Type** 55

## KTF\_VSA1

radius\_attribute\_KTF\_VSA1

**Syntax** Opaque Value

**Length** 0-24

**Type** 26

**Vendor ID** 5535

**VSA Type** 249

## KTF\_VSA2

radius\_attribute\_KTF\_VSA2

**Syntax** Opaque Value

**Length** 0-24

**Type** 26

**Vendor ID** 5535

**VSA Type** 255

## Macro-Coverage-Information

This attribute contains the marco coverage information as reported by HNB which could be a GERAN or UTRAN cell information.

**Syntax** Opaque Value

**Length** 8-11

**Type** 26

**Vendor ID** 9

**VSA Type** 113

## MN-HA-MIP4-KEY

MN-HA key for SPI value in the Access request if present.

**Syntax** Opaque Value

**Length** 1-244

**Type** 26

**Vendor ID** 24757

**VSA Type** 10

## MN-HA-MIP4-SPI

SPI associated with the MN-HA-MIP4 key. This attribute needs to be sent in the Access Request to fetch the corresponding MN-HA keys.

**Syntax** Unsigned Integer

**Length** 4

**Type** 26

**Vendor ID** 24757

**VSA Type** 11

## MN-HA-MIP6-KEY

Used to calculate AUTH for MIP6 BU during PMIP6 on ASN and to validate and compute AUTH for MIP6 Binding Answer on HA.

**Syntax** Opaque Value

**Length** 1-244

**Type** 26

**Vendor ID** 24757

**VSA Type** 12

## MN-HA-MIP6-SPI

SPI associated with the MN-HA-MIP6-KEY.

**Syntax** Unsigned Integer

**Length** 4

**Type** 26

**Vendor ID** 24757

**VSA Type** 13

## MSISDN

MSISDN of the call. Used in custom dictionary.

**Syntax** String

**Length** 1-256

**Type** 26

**Vendor ID** 5535

VSA Type 222

## MSK

The Master Session Key determined during EAP authentication by the RADIUS server and passed to the NAS upon successful EAP authentication.

**Syntax** Opaque Value

**Length** 1-246

**Type** 26

**Vendor ID** 24757

VSA Type 5

## NAS-Filter-Rule

Indicates filter rules to be applied for the user.

**Syntax** Opaque Value

**Length** 1-246

**Type** 92

**Vendor ID** N/A

VSA Type N/A

## NAS-Identifier

This attribute identifies the NAS generating the record.

**Syntax** String

**Length** 1-253

**Type** 32

**Vendor ID** N/A

VSA Type N/A

## NAS-IP-Address

This attribute identifies the serving NAS.

**Syntax** IPv4 Address

**Length** 4

**Type** 4

**Vendor ID** N/A

VSA Type N/A

## NAS-Port

This attribute describes the resource number assigned to the user session. It is guaranteed to be unique at a particular instance in time for a particular chassis.

**Syntax** Unsigned Integer

**Length** 4

**Type** 5

**Vendor ID** N/A

**VSA Type** N/A

## NAS-Port-Type

This attribute indicates the physical layer that the session is using.

**Syntax** Enumerated Integer. Supports the following value(s):

- Async = 0
- Sync = 1
- ISDN\_Sync = 2
- ISDN\_Async\_V\_120 = 3
- ISDN\_Async\_V\_110 = 4
- Virtual = 5
- PIAFS = 6
- HDLC\_Clear\_Channel = 7
- X\_25 = 8
- X\_75 = 9
- G\_3\_Fax = 10
- SDSL\_Symmetric\_DSL = 11
- ADSL\_CAP = 12
- ADSL\_DMT = 13
- IDSL = 14
- Ethernet = 15
- xDSL = 16
- Cable = 17
- Wireless\_Other = 18
- Wireless\_IEEE\_802\_11 = 19

- Token\_Ring = 20
- FDDI = 21
- Wireless\_CDMA2000 = 22
- Wireless\_UMTS = 23
- HRPD = 24
- IAPP = 25
- FTTP = 26
- Wireless\_IEEE\_802\_16 = 27
- Wireless\_IEEE\_802\_20 = 28
- Wireless\_IEEE\_802\_22 = 29
- Wireless\_XGP = 36
- Wireless\_DHCP = 41

**Length** 4

**Type** 61

**Vendor ID** N/A

**VSA Type** N/A

## Paging-Grid-Id

**Syntax** Opaque Value

**Length** 12

**Type** 26

**Vendor ID** 9

**VSA Type** 119

## PMIP6-RK-KEY

The PMIP6-RK-KEY sent by the RADIUS Server to the ASN and hCSN LMA for PMIP6. It is used to calculate the individual LMA-MAG key being the base for PBU and PBA messages protection through mobility authentication options.

**Syntax** Opaque Value

**Length** 1-251

**Type** 26

**Vendor ID** 24757

**VSA Type** 131

## PMIP6-RK-SPI

The SPI associated with the PMIP6-RK-KEY.

**Syntax** Unsigned Integer

**Length** 4

**Type** 26

**Vendor ID** 24757

**VSA Type** 132

## PMIP6-Service-Info

Indicates which PMIPv6 features are supported and enabled on ASN/LMA.

**Syntax** Unsigned Integer

**Length** 2

**Type** 26

**Vendor ID** 24757

**VSA Type** 126

## PMIP-Authenticated-Nwk-Id

The real user identifier returned by hAAA after successful authentication.

**Syntax** Opaque Value

**Length** 1-246

**Type** 26

**Vendor ID** 24757

**VSA Type** 78

## Prepaid-Ind

**Syntax** Opaque Value

**Length** 4

**Type** 226

**Vendor ID** N/A

**VSA Type** N/A

## Presence

This attribute is used to indicate the availability of Location based service on HNB.

**Syntax** Opaque Value

**Length** 1  
**Type** 26  
**Vendor ID** 9  
**VSA Type** 118

## Price-Plan

Opaque 1 byte value received from customer RADIUS server in Access Request. Used in custom dictionary.

**Syntax** Unsigned Integer

**Length** 4  
**Type** 26  
**Vendor ID** 5535  
**VSA Type** 196

## Primary-DNS-Server

Same as SN1-Primary-DNS-Server standard attribute; non-standard behavior for use in custom dictionary.

**Syntax** IPv4 Address

**Length** 4  
**Type** 135  
**Vendor ID** N/A  
**VSA Type** N/A

## Prohibit-Payload-Compression1

Flag to prohibit SGSN from compressing user data on per APN basis.

**Type** 26

**Syntax** Enumerated Integer. Supports the following value(s):

- Allowed = 0
- Prohibited = 1

**Length** 2  
**Vendor ID** 8164  
**VSA Type** 237

## Prohibit-Payload-Compression

Flag to prohibit SGSN from compressing user data on per APN basis.

**Type** 26

**Syntax** Enumerated Integer. Supports the following value(s):

- Allowed = 0
- Prohibited = 1

**Length** 2

**Vendor ID** 8164

**VSA Type** 237

## Reject-Cause

This attribute indicates the cause for sending Access-Reject.

**Syntax** Opaque Value

**Length** 1

**Type** 26

**Vendor ID** 9

**VSA Type** 116

## Reply-Message

This attribute indicates the text to be displayed to a user upon completion of authentication, whether successful or not.

**Syntax** String

**Length** 1-253

**Type** 18

**Vendor ID** N/A

**VSA Type** N/A

## RRQ-HA-IP

**Syntax** Opaque Value

**Length** 4-16

**Type** 26

**Vendor ID** 24757

**VSA Type** 18

## RRQ-MN-HA-KEY

MN-HA key computed using RRQ-HA-IP if sent in Access request.

**Syntax** Opaque Value



**Length** 1-244

**Type** 26

**Vendor ID** 24757

**VSA Type** 19

## Secondary-DNS-Server

Same as SN1-Secondary-DNS-Server standard attribute; non-standard behavior for use in custom dictionary.

**Syntax** IPv4 Address

**Length** 4

**Type** 136

**Vendor ID** N/A

**VSA Type** N/A

## Selection-Mode

Same as 3GPP-Selection-Mode standard attribute; non-standard behavior for use in custom dictionary.

**Syntax** Opaque Value

**Length** 1

**Type** 229

**Vendor ID** N/A

**VSA Type** N/A

## Service-Selection

This attribute specifies the service network of UE (APN name).

**Syntax** Opaque Value

**Length** 1-253

**Type** 146

**Vendor ID** N/A

**VSA Type** N/A

## Service-Type

This attribute identifies the service that the user is attempting to use (Access-Request), or is granted to use (Access-Accept).

**Syntax** Enumerated Integer. Supports the following value(s):

- Login = 1

- Framed = 2
- Callback\_Login = 3
- Callback\_Framed = 4
- Outbound = 5
- Administrative = 6
- NAS\_Prompt = 7
- Authenticate\_Only = 8
- Callback\_NAS\_Prompt = 9
- Call\_Check = 10
- Callback\_Administrative = 11
- Voice = 12
- Fax = 13
- Modem\_Relay = 14
- IAPP\_Register = 15
- IAPP\_AP\_Check = 16
- Authorize\_Only = 17
- Inspector = 19650516
- Security\_Admin = 19660618

**Length** 4

**Type** 6

**Vendor ID** N/A

**VSA Type** N/A

## Session-Timeout

This attribute sets the maximum session time in seconds. After this session time expires the chassis will tear down the session.

**Syntax** Unsigned Integer

**Length** 4

**Type** 27

**Vendor ID** N/A

**VSA Type** N/A

## SGSN-IP-Address

Same as 3GPP-SGSN-Address standard attribute; non-standard behavior for use in custom dictionary.

**Syntax** IPv4 Address

**Length** 4

**Type** 228

**Vendor ID** N/A

**VSA Type** N/A

## SIP-AOR

This attribute identifies the URI, the use of which must be authenticated and authorized.

**Syntax** Opaque Value

**Length** 0-253

**Type** 122

**Vendor ID** N/A

**VSA Type** N/A

## SN1-Access-link-IP-Frag

This attribute specifies what to do when data received for the subscriber on the Access link that needs to be fragmented and the DF bit is either set or unset. The default is Normal.

**Syntax** Enumerated Integer. Supports the following value(s):

- Normal = 0
- DF-Ignore = 1
- DF-Fragment-ICMP-Notify = 2

**Length** 4

**Type** 26

**Vendor ID** 8164

**VSA Type** 63

## SN1-Acct-Input-Giga-Dropped

This attribute contains the number of input gigawords dropped if the number of input bytes is greater than  $2^{32} - 1$ .

**Type** 26

**Syntax** Unsigned Integer

**Length** 4

**Vendor ID** 8164

**VSA Type** 230

## SN1-Acct-Input-Octets-Dropped

This attribute contains the number of input bytes dropped.

**Type** 26

**Syntax** Unsigned Integer

**Length** 4

**Vendor ID** 8164

**VSA Type** 228

## SN1-Acct-Input-Packets-Dropped

This attribute contains the number of input packets dropped.

**Type** 26

**Syntax** Unsigned Integer

**Length** 4

**Vendor ID** 8164

**VSA Type** 226

## SN1-Acct-Output-Giga-Dropped

This attribute contains the number of output gigawords dropped if the number of output bytes is greater than  $2^{32} - 1$ .

**Type** 26

**Syntax** Unsigned Integer

**Length** 4

**Vendor ID** 8164

**VSA Type** 231

## SN1-Acct-Output-Octets-Dropped

This attribute contains the number of output bytes dropped.

**Type** 26

**Syntax** Unsigned Integer

**Length** 4

**Vendor ID** 8164

VSA Type 229

## SN1-Acct-Output-Packets-Dropped

This attribute contains the number of output packets dropped.

**Type** 26

**Syntax** Unsigned Integer

**Length** 4

**Vendor ID** 8164

VSA Type 227

## SN1-Admin-Expiry

This attribute contains the date/time the administrative user account expires. It is an integer value specifying the number of seconds since the UNIX epoch at which time the account will expire.

**Syntax** Integer

**Length** 4

**Type** 26

**Vendor ID** 8164

VSA Type 72

## SN1-Admin-Permission

This attribute indicates the services allowed to be delivered to the administrative user. The attribute value is a bit field, and many algorithms can be specified to indicate that one of these may be chosen by the user.

**Syntax** Enumerated Integer. Supports the following value(s):

- None = 0
- CLI = 1
- FTP = 2
- CLI-FTP = 3
- Intercept = 4
- CLI-Intercept = 5
- CLI-Intercept-FTP = 7
- ECS = 8
- CLI-ECS = 9
- CLI-FTP-ECS = 11
- CLI-Intercept-ECS = 13

- CLI-Intercept-FTP-ECS = 15 NoCons = 16
- CLI-NoCons = 17
- FTP-NoCons = 18
- CLI-FTP-NoCons = 19
- Intercept-NoCons = 20
- CLI-Intercept-NoCons = 21
- CLI-Intercept-FTP-NoCons = 23
- ECS-NoCons = 24
- CLI-ECS-NoCons = 25
- CLI-FTP-ECS-NoCons = 27
- CLI-Intercept-ECS-NoCons = 29
- CLI-Intercept-FTP-ECS-NoCons = 31

**Length** 4

**Type** 26

**Vendor ID** 8164

**VSA Type** 21

## SN1-Assigned-VLAN-ID

The VLAN ID assigned to the subscriber.

**Syntax** Unsigned Integer

**Length** 4

**Type** 26

**Vendor ID** 8164

**VSA Type** 152

## SN1-Call-Id

Internal system generated call ID number for the session.

**Syntax** Unsigned Integer

**Length** 4

**Type** 26

**Vendor ID** 8164

**VSA Type** 251

## SN1-Cause-For-Rec-Closing

This attribute contains a reason for the release of the CDR.

**Syntax** Unsigned Integer

**Length** 4

**Type** 26

**Vendor ID** 8164

**VSA Type** 139

## SN1-CFPolicy-ID

This attribute contains the Content Filtering policy ID.

**Syntax** Unsigned Integer

**Length** 4

**Type** 26

**Vendor ID** 8164

**VSA Type** 220

## SN1-Change-Condition

This attribute defines the reason for closing the container.

**Syntax** Enumerated Integer. Supports the following value(s):

- QOSCHANGE = 0
- TARIFFTIMECHANGE = 1
- SGSNCHANGE = 500

**Length** 4

**Type** 26

**Vendor ID** 8164

**VSA Type** 140

## SN1-Charging-VPN-Name

Charging VPN Name.

**Syntax** String

**Length** 1-252

**Type** 26

**Vendor ID** 8164

VSA Type 137

## SN1-Chrg-Char-Selection-Mode

This attribute contains the charging characteristics type that the GSNs applied to the CDR.

**Syntax** Unsigned Integer

**Length** 4

**Type** 26

**Vendor ID** 8164

**VSA Type** 138

## SN1-Data-Tunnel-Ignore-DF-Bit

This attribute specifies if the PDSN/FA or HA should ignore the DF bit in the IPv4 header when encapsulating the IPv4 packet in MIP, and therefore fragmenting the resulting tunneled packet if necessary. The default is not to ignore the DF bit.

**Syntax** Enumerated Integer. Supports the following value(s):

- Disabled = 0
- Enabled = 1

**Length** 4

**Type** 26

**Vendor ID** 8164

**VSA Type** 49

## SN1-DHCP-Lease-Expiry-Policy

This attribute specifies whether to renew or disconnect on expiry of IP address lease time.

**Type** 26

**Syntax** Enumerated Integer. Supports the following value(s):

- auto-renew = 0
- disconnect = 1

**Length** 4

**Vendor ID** 8164

**VSA Type** 157

## SN1-Disconnect-Reason

This attribute contains the reason the user was disconnected from service.



**Syntax** Enumerated Integer. Supports the following value(s):

- Not-Defined = 0
- Admin-Disconnect = 1
- Remote-Disconnect = 2
- Local-Disconnect = 3
- Disc-No-Resource = 4
- Disc-Excd-Service-Limit = 5
- PPP-LCP-Neg-Failed = 6
- PPP-LCP-No-Response = 7
- PPP-LCP-Loopback = 8
- PPP-LCP-Max-Retry = 9
- PPP-Echo-Failed = 10
- PPP-Auth-Failed = 11
- PPP-Auth-Failed-No-AAA-Resp = 12
- PPP-Auth-No-Response = 13
- PPP-Auth-Max-Retry = 14
- Invalid-AAA-Attr = 15
- Failed-User-Filter = 16
- Failed-Provide-Service = 17
- Invalid-IP-Address-AAA = 18
- Invalid-IP-Pool-AAA = 19
- PPP-IPCP-Neg-Failed = 20
- PPP-IPCP-No-Response = 21
- PPP-IPCP-Max-Retry = 22
- PPP-No-Rem-IP-Address = 23
- Inactivity-Timeout = 24
- Session-Timeout = 25
- Max-Data-Excd = 26
- Invalid-IP-Source-Address = 27
- MSID-Auth-Failed = 28
- MSID-Auth-Failed-No-AAA-Resp = 29
- A11-Max-Retry = 30

- A11-Lifetime-Expired = 31
- A11-Message-Integrity-Failure = 32
- PPP-lcp-remote-disc = 33
- Session-setup-timeout = 34
- PPP-keepalive-failure = 35
- Flow-add-failed = 36
- Call-type-detection-failed = 37
- Wrong-ipcp-params = 38
- MIP-remote-dereg = 39
- MIP-lifetime-expiry = 40
- MIP-proto-error = 41
- MIP-auth-failure = 42
- MIP-reg-timeout = 43
- Invalid-dest-context = 44
- Source-context-removed = 45
- Destination-context-removed = 46
- Req-service-addr-unavailable = 47
- Demux-mgr-failed = 48
- Internal-error = 49
- AAA-context-removed = 50
- invalid-service-type = 51
- mip-relay-req-failed = 52
- mip-rcvd-relay-failure = 53
- ppp-restart-inter-pdsn-handoff = 54
- gre-key-mismatch = 55
- invalid\_tunnel\_context = 56
- no\_peer\_lns\_address = 57
- failed\_tunnel\_connect = 58
- l2tp-tunnel-disconnect-remote = 59
- l2tp-tunnel-timeout = 60
- l2tp-protocol-error-remote = 61
- l2tp-protocol-error-local = 62

- l2tp-auth-failed-remote = 63
- l2tp-auth-failed-local = 64
- l2tp-try-another-lns-from-remote = 65
- l2tp-no-resource-local = 66
- l2tp-no-resource-remote = 67
- l2tp-tunnel-disconnect-local = 68
- l2tp-admin-disconnect\_remote = 69
- l2tpmgr-reached-max-capacity = 70
- MIP-reg-revocation = 71
- path-failure = 72
- dhcp-relay-ip-validation-failed = 73
- gtp-unknown-pdp-addr-or-pdp-type = 74
- gtp-all-dynamic-pdp-addr-occupied = 75
- gtp-no-memory-is-available = 76
- dhcp-relay-static-ip-addr-not-allowed = 77
- dhcp-no-ip-addr-allocated = 78
- dhcp-ip-addr-allocation-tmr-exp = 79
- dhcp-ip-validation-failed = 80
- dhcp-static-addr-not-allowed = 81
- dhcp-ip-addr-not-available-at-present = 82
- dhcp-lease-expired = 83
- lpool-ip-validation-failed = 84
- lpool-static-ip-addr-not-allowed = 85
- static-ip-validation-failed = 86
- static-ip-addr-not-present = 87
- static-ip-addr-not-allowed = 88
- radius-ip-validation-failed = 89
- radius-ip-addr-not-provided = 90
- invalid-ip-addr-from-sgsn = 91
- no-more-sessions-in-aaa = 92
- ggsn-aaa-auth-req-failed = 93
- conflict-in-ip-addr-assignment = 94

- apn-removed = 95
- credits-used-bytes-in = 96
- credits-used-bytes-out = 97
- credits-used-bytes-total = 98
- prepaid-failed = 99
- l2tp-ipsec-tunnel-failure = 100
- l2tp-ipsec-tunnel-disconnected = 101
- mip-ipsec-sa-inactive = 102
- Long-Duration-Timeout = 103
- proxy-mip-registration-failure = 104
- proxy-mip-binding-update = 105
- proxy-mip-inter-pdsn-handoff-require-ip-address = 106
- proxy-mip-inter-pdsn-handoff-mismatched-address = 107
- Local-purge = 108
- failed-update-handoff = 109
- closed\_rp-handoff-complete = 110
- closed\_rp-duplicate-session = 111
- closed\_rp-handoff-session-not-found = 112
- closed\_rp-handoff-failed = 113
- pcf-monitor-keep-alive-failed = 114
- call-internal-reject = 115
- call-restarted = 116
- all-mn-ha-auth-failure = 117
- all-badly-formed = 118
- all-t-bit-not-set = 119
- all-unsupported-vendor-id = 120
- all-mismatched-id = 121
- mipfa-dup-home-addr-req = 122
- mipfa-dup-imsi-session = 123
- ha-unreachable = 124
- IPSP-addr-in-use = 125
- mipfa-dup-home-addr-req = 126

- mipfa-ip-pool-busyout = 127
- inter-pdsn-handoff = 128
- active-to-dormant = 129
- ppp-renegotiation = 130
- active-start-param-change = 131
- tariff-boundary = 132
- all-disconnect-no-active-stop = 133
- nw-reachability-failed-reject = 134
- nw-reachability-failed-redirect = 135
- container-max-exceeded = 136
- static-addr-not-allowed-in-apn = 137
- static-addr-required-by-radius = 138
- static-addr-not-allowed-by-radius = 139
- mip-registration-dropped = 140
- counter-rollover = 141
- constructed-nai-auth-fail = 142
- inter-pdsn-service-optimize-handoff-disabled = 143
- gre-key-collision = 144
- inter-pdsn-service-optimize-handoff-triggered = 145
- intra-pdsn-handoff-triggered = 146
- delayed-abort-timer-expired = 147
- Admin-AAA-disconnect = 148
- Admin-AAA-disconnect-handoff = 149
- PPP-IPV6CP-Neg-Failed = 150
- PPP-IPV6CP-No-Response = 151
- PPP-IPV6CP-Max-Retry = 152
- PPP-Restart-Invalid-source-IPV4-address = 153
- all-disconnect-handoff-no-active-stop = 154
- call-restarted-inter-pdsn-handoff = 155
- call-restarted-ppp-termination = 156
- mipfa-resource-conflict = 157
- failed-auth-with-charging-svc = 158

- mipha-dup-imsi-session-purge = 159
- mipha-rev-pending-newcall = 160
- volume-quota-reached = 161
- duration-quota-reached = 162
- gtp-user-authentication-failed = 163
- MIP-reg-revocation-no-lcp-term = 164
- MIP-private-ip-no-rev-tunnel = 165
- Invalid-Prepaid-AAA-attr-in-auth-response = 166
- mipha-prepaid-reset-dynamic-newcall = 167
- gre-flow-control-timeout = 168
- mip-paaa-bc-query-not-found = 169
- mipha-dynamic-ip-addr-not-available = 170
- a11-mismatched-id-on-handoff = 171
- a11-badly-formed-on-handoff = 172
- a11-unsupported-vendor-id-on-handoff = 173
- a11-t-bit-not-set-on-handoff = 174
- MIP-reg-revocation-i-bit-on = 175
- A11-RRQ-Deny-Max-Count = 176
- Dormant-Transition-During-Session-Setup = 177
- PPP-Rem-Reneg-Disc-Always-Cfg = 178
- PPP-Rem-Reneg-Disc-NAI-MSID-Mismatch = 179
- mipha-subscriber-ipsec-tunnel-down = 180
- mipha-subscriber-ipsec-tunnel-failed = 181
- mipha-subscriber-ipsecmgr-death = 182
- flow-is-deactivated = 183
- ecsv2-license-exceeded = 184
- IPSPG-Auth-Failed = 185
- driver-initiated = 186
- ims-authorization-failed = 187
- service-instance-released = 188
- flow-released = 189
- ppp-renego-no-ha-addr = 190

- intra-pdsn-handoff = 191
- overload-disconnect = 192
- css-service-not-found = 193
- Auth-Failed = 194
- dhcp-client-sent-release = 195
- dhcp-client-sent-nak = 196
- msid-dhcp-chaddr-mismatch = 197
- link-broken = 198
- prog-end-timeout = 199
- qos-update-wait-timeout = 200
- css-synch-cause = 201
- Gtp-context-replacement = 202
- PDIF-Auth-failed = 203
- l2tp-unknown-apn = 204
- ms-unexpected-network-reentry = 205
- r6-invalid-nai = 206
- eap-max-retry-reached = 207
- vbm-hoa-session-disconnected = 208
- vbm-voa-session-disconnected = 209
- in-acl-disconnect-on-violation = 210
- eap-msk-lifetime-expiry = 211
- eap-msk-lifetime-too-low = 212
- mipfa-inter-tech-handoff = 213
- r6-max-retry-reached = 214
- r6-nwexit-recd = 215
- r6-dereg-req-recd = 216
- r6-remote-failure = 217
- r6r4-protocol-errors = 218
- wimax-qos-invalid-aaa-attr = 219
- npu-gre-flows-not-available = 220
- r4-max-retry-reached = 221
- r4-nwexit-recd = 222

- r4-dereg-req-recd = 223
- r4-remote-failure = 224
- ims-authorization-revoked = 225
- ims-authorization-released = 226
- ims-auth-decision-invalid = 227
- mac-addr-validation-failed = 228
- excessive-wimax-pd-flows-cfgd = 229
- sgsn-canc-loc-sub = 230
- sgsn-canc-loc-upd = 231
- sgsn-mnr-exp = 232
- sgsn-ident-fail = 233
- sgsn-sec-fail = 234
- sgsn-auth-fail = 235
- sgsn-glu-fail = 236
- sgsn-imp-det = 237
- sgsn-smgr-purge = 238
- sgsn-subhanded-to-peer = 239
- sgsn-dns-fail-inter-rau = 240
- sgsn-cont-rsp-fail = 241
- sgsn-hlr-not-found-for-imsi = 242
- sgsn-ms-init-det = 243
- sgsn-opr-policy-fail = 244
- sgsn-duplicate-context = 245
- hss-profile-update-failed = 246
- sgsn-no-pdp-activated = 247
- asnpc-idle-mode-timeout = 248
- asnpc-idle-mode-exit = 249
- asnpc-idle-mode-auth-failed = 250
- asngw-invalid-qos-configuration = 251
- sgsn-dsd-allgprswithdrawn = 252
- r6-pmk-key-change-failure = 253
- sgsn-illegal-me = 254



- sess-termination-timeout = 255
- sgsn-sai-fail = 256
- sgsn-rnc-removal = 257
- sgsn-rai-removal = 258
- sgsn-init-deact = 259
- ggsn-init-deact = 260
- hlr-init-deact = 261
- ms-init-deact = 262
- sgsn-detach-init-deact = 263
- sgsn-rab-rel-init-deact = 264
- sgsn-iu-rel-init-deact = 265
- sgsn-gtpu-path-failure = 266
- sgsn-gtpc-path-failure = 267
- sgsn-local-handoff-init-deact = 268
- sgsn-remote-handoff-init-deact = 269
- sgsn-gtp-no-resource = 270
- sgsn-rnc-no-resource = 271
- sgsn-odb-init-deact = 272
- sgsn-invalid-ti = 273
- sgsn-actv-rejected-due-to-rnc = 274
- sgsn-apn-restrict-vio = 275
- sgsn-actv-rejected-by-sgsn = 276
- sgsn-abnormal-deact = 277
- sgsn-actv-rejected-by-ggsn = 278
- sgsn-err-ind = 279
- asngw-non-anchor-prohibited = 280
- asngw-im-entry-prohibited = 281
- session-idle-mode-entry-timeout = 282
- session-idle-mode-exit-timeout = 283
- asnpc-ms-power-down-nwexit = 284
- asnpc-r4-nwexit-recd = 285
- sgsn-iu-rel-before-call-est = 286

- ikev2-subscriber-ipsecmgr-death = 287
- All-dynamic-pool-addr-occupied = 288
- mip6ha-ip-addr-not-available = 289
- bs-monitor-keep-alive-failed = 290
- sgsn-att-in-reg-state = 291
- sgsn-inbound-srms-in-reg-state = 292
- dt-ggsn-tun-reestablish-failed = 293
- sgsn-unknown-pdp = 294
- sgsn-pdp-auth-failure = 295
- sgsn-duplicate-pdp-context = 296
- sgsn-no-rsp-from-ggsn = 297
- sgsn-failure-rsp-from-ggsn = 298
- sgsn-apn-unknown = 299
- sgsn-pdp-status-mismatch = 300
- sgsn-attach-on-attch-init-abort = 301
- sgsn-iu-rel-in-israu-init-abort = 302
- sgsn-smgr-init-abort = 303
- sgsn-mm-ctx-cleanup-init-abort = 304
- sgsn-unknown-abort = 305
- sgsn-guard-timeout-abort = 306
- vpn-bounce-dhcpip-validate-req = 307
- mipv6-id-mismatch = 308
- aaa-session-id-not-found = 309
- x1-max-retry-reached = 310
- x1-nwexit-recd = 311
- x1-dereg-req-recd = 312
- x1-remote-failure = 313
- x1x2-protocol-errors = 314
- x2-max-retry-reached = 315
- x2-nwexit-recd = 316
- x2-dereg-req-recd = 317
- x2-remote-failure = 318

- x1-pmk-key-change-failure = 319
- sa-rekeying-failure = 320
- sess-sleep-mode-entry-timeout = 321
- phsgw-non-anchor-prohibited = 322
- asnpc-pc-relocation-failed = 323
- asnpc-pc-relocation = 324
- auth\_policy\_mismatch = 325
- sa-lifetime-expiry = 326
- asnpc-del-ms-entry-recd = 327
- phspc-sleep-mode-timeout = 328
- phspc-sleep-mode-exit = 329
- phspc-sleep-mode-auth-failed = 330
- phspc-ms-power-down-nwexit = 331
- phspc-x2-nwexit-recd = 332
- invalid-nat-config = 333
- asngw-tid-entry-not-found = 334
- No-NAT-IP-Address = 335
- excessive-phs-pd-flows-cfgd = 336
- phsgw-invalid-qos-configuration = 337
- Interim-Update = 338
- sgsn-attach-abrt-rad-lost = 339
- sgsn-inbnd-irau-abrt-rad-lost = 340
- ike-keepalive-failed = 341
- sgsn-attach-abrt-ms-suspend = 342
- sgsn-inbnd-irau-abrt-ms-suspend = 343
- duplicate-session-detected = 344
- sgsn-xid-response-failure = 345
- sgsn-nse-cleanup = 346
- sgsn-gtp-req-failure = 347
- sgsn-imsi-mismatch = 348
- sgsn-bvc-blocked = 349
- sgsn-attach-on-inbound-irau = 350

- sgsn-attach-on-outbound-irau = 351
- sgsn-incorrect-state = 352
- sgsn-t3350-expiry = 353
- sgsn-page-timer-expiry = 354
- phsgw-tid-entry-not-found = 355
- phspc-del-ms-entry-recd = 356
- sgsn-pdp-local-purge = 357
- phs-invalid-nai = 358
- session-sleep-mode-exit-timeout = 359
- sgsn-offload-phase2 = 360
- phs-thirdparty-auth-fail = 361
- remote-error-notify = 362
- no-response = 363
- PDG-Auth-failed = 364
- mme-s1AP-send-failed = 365
- mme-egtpc-connection-failed = 366
- mme-egtpc-create-session-failed = 367
- mme-authentication-failure = 368
- mme-ue-detach = 369
- mme-mme-detach = 370
- mme-hss-detach = 371
- mme-pgw-detach = 372
- mme-sub-validation-failure = 373
- mme-hss-connection-failure = 374
- mme-hss-user-unknown = 375
- dhcp-lease-mismatch-detected = 376
- nemo-link-layer-down = 377
- eapol-max-retry-reached = 378
- sgsn-offload-phase3 = 379
- mbms-bearer-service-disconnect = 380
- disconnect-on-violation-odb = 381
- disconn-on-violation-focs-odb = 382

- CSCF-REG-Admin-disconnect = 383
- CSCF-REG-User-disconnect = 384
- CSCF-REG-Inactivity-timeout = 385
- CSCF-REG-Network-disconnect = 386
- CSCF-Call-Admin-disconnect = 387
- CSCF-CALL-User-disconnect = 388
- CSCF-CALL-Local-disconnect = 389
- CSCF-CALL-No-Resource = 390
- CSCF-CALL-No-Response = 391
- CSCF-CALL-Inactivity-timeout = 392
- CSCF-CALL-Media-Auth-Failure = 393
- CSCF-REG-No-Resource = 394
- ms-unexpected-idle-mode-entry = 395
- re-auth-failed = 396
- sgsn-pdp-nse-cleanup = 397
- sgsn-mm-ctxt-gtp-no-resource = 398
- unknown-apn = 399
- gtpc-path-failure = 400
- gtpu-path-failure = 401
- actv-rejected-by-sgsn = 402
- sgsn-pdp-gprs-camel-release = 403
- sgsn-check-imei-failure = 404
- sgsn-sndcp-init-deact = 405
- sgsn-pdp-inactivity-timeout = 406
- sfw-policy-removed-mid-session = 407
- FNG-Auth-failed = 408
- ha-stale-key-disconnect = 409
- No-IPV6-address-for-subscriber = 410
- prefix-registration-failure = 411
- disconnect-from-policy-server = 412
- s6b-auth-failed = 413
- gtpc-err-ind = 414

- gtpu-err-ind = 415
- invalid-pdn-type = 416
- aaa-auth-req-failed = 417
- apn-denied-no-subscription = 418
- Sgw-context-replacement = 419
- dup-static-ip-addr-req = 420
- apn-restrict-violation = 421
- invalid-wapn = 422
- ttg-nsapi-allocation-failed = 423
- mandatory-gtp-ie-missing = 424
- aaa-unreachable = 425
- asngw-service-flow-deletion = 426
- CT-PMIP-RRQ-NVSE-Value-Change = 427
- tcp-read-failed = 428
- tcp-write-failed = 429
- ssl-handshake-failed = 430
- ssl-renegotiate-failed = 431
- ssl-bad-message = 432
- ssl-alert-received = 433
- ssl-disconnect = 434
- ssl-migration = 435
- sgsn-ard-failure = 436
- sgsn-camel-release = 437
- sgsn-egtpc-connection-failed = 438
- sgsn-egtpc-create-sess-failed = 439
- sgsn-hss-detach = 440
- sgsn-hss-connection-failure = 441
- sgsn-pgw-detach = 442
- sgsn-s5-s8-no-support-for-apn = 443
- sgsn-no-rab-for-gbr-bearer = 444
- sgsn-sgw-selection-failure = 445
- sgsn-pgw-selection-failure = 446

- Hotlining-Status-Change = 447
- ggsn-no-rsp-from-sgsn = 448
- diameter-protocol-error = 449
- diameter-request-timeout = 450
- operator-policy = 451
- spr-connection-timeout = 452
- mipha-dup-wimax-session = 453
- invalid-version-attr = 454
- sgsn-zone-code-failure = 455
- invalid-qci = 456
- no\_rules = 457
- sgsn-rnc-no-dual-pdp-init-deact = 458
- mme-init-ctxt-setup-failure = 459
- mme-driver-initiated = 460
- mme-s1ap-connection-down = 461
- mme-s1ap-reset-recd = 462
- mme-s6a-response-timeout = 463
- mme-s13-response-timeout = 464
- mme-Illegal-equipment = 465
- mme-unexpected-attach = 466
- mme-sgw-selection-failure = 467
- mme-pgw-selection-failure = 468
- mme-reselection-to-sgsn = 469
- mme-relocation-to-sgsn = 470
- mme-reselection-to-mme = 471
- mme-relocation-to-mme = 472
- mme-tau-attach-collision = 473
- mme-old-sgsn-resolution-failure = 474
- mme-old-mme-resolution-failure = 475
- mme-reloc-ho-notify-timeout = 476
- mme-reloc-ho-req-ack-timeout = 477
- mme-create-session-timeout = 478

- mme-create-session-failure = 479
- mme-s11-path-failure = 480
- mme-policy-no-ue-irat = 481
- mme-x2-handover-failed = 482
- mme-attach-restrict = 483
- mme-reloc-to-non-3GPP = 484
- mme-no-response-from-ue = 485
- mme-sgw-relocation-failed = 486
- mme-implicit-detach = 487
- sgsn-detach-notify = 488
- emergency-inactivity-timeout = 489
- policy-initiated-release = 490
- gy-result-code-system-failure = 491
- mme-zone-code-validation-failed = 492
- sgsn-pgw-init-deact = 493
- s6b-ip-validation-failed = 494
- sgsn-failure-rsp-from-sgw = 495
- tcp-remote-close = 496
- tcp-reset-received = 497
- tcp-socket-error = 498
- ptmsi-signature-mismatch = 499
- camel-invalid-configuration = 500
- 4Gto3G-context-replacement = 501
- mme-isr-sgsn-init-detach = 502
- sgsn-isr-addl-ptmsi-rai = 503
- sgsn-sgw-dbr-cause-isr-deact = 504
- sgsn-isr-mme-init-detach = 505
- mme-sgw-dbr-cause-isr-deact = 506
- sgsn-ptmsi-crunch = 507
- 3Gto4G-context-replacement = 508
- mme-no-eps-bearers-activated = 509
- intra-ggsn-handoff = 510



- WSG-Auth-failed = 511
- Gtp-non-existent-pdp-context = 512
- sgsn-cancel-loc-initial-attach = 513
- Local-fallback-timeout = 514
- sgsn-nrspca-actv-rej-by-sgsn = 515
- sgsn-nrspca-actv-rej-by-ms = 516
- ims-authorization-config-delete = 517
- sgsn-no-ptmsi-signature = 518
- pgw-sel-dns-server-nt-reachable = 519
- pgw-sel-dns-no-resource-records = 520
- pgw-sel-dns-no-service-params = 521
- ePDG-Auth-failed = 522
- ePDG-pgw-sel-failure-initial = 523
- ePDG-pgw-sel-failure-handoff = 524
- sgsn-ho-sgw-reloc-collision = 525
- ePDG-dbr-from-pgw = 526
- ePDG-gtpc-abort-session = 527
- ePDG-gtpu-abort-session = 528
- ePDG-gtpu-error-ind = 529
- ePDG-pgw-not-reachable = 530
- ePDG-reject-from-pgw = 531
- ipsg-session-replacement = 532
- ePDG-rel-due-to-handoff = 533
- mme-foreign-plmn-guti-rejected = 534
- sgsn-dsd-allopswithdrawn = 535
- NAT-Pool-BusyOut-Or-Pend-Delete = 536
- Invalid-APN = 537
- srvcc-ps-to-cs-handover = 538
- henbgw-mme-slap-reset-recd = 539
- henbgw-henb-slap-reset-recd = 540
- henbgw-ue\_sess-mme-conn-down = 541
- henbgw-ue-sess-henb-conn-down = 542

- henbgw-handoff-complete = 543
- henbgw-handover-failed = 544
- henbgw-mme-error-indication = 545
- henbgw-henb-error-indication = 546
- henbgw-henb-initiated-release = 547
- henbgw-mme-initiated-release = 548
- henbgw-duplicate-session = 549
- Transport-mismatch-with-PGW = 550
- icsr-ipsec-chkpt-failed = 551
- sgsn-dbr-cause-isr-deact-detach = 552
- unexpected-scenario = 553
- icsr-delete-standby = 554
- epdg-local-pgw-res-failed = 555
- sgsn-iovui-negotiation-failure = 556
- henbgw-gw2henb-inv-mmeues1apid = 557
- henbgw-gw2mme-inv-mmeues1apid = 558
- henbgw-henb-sess-henb-conn-down = 559
- henbgw-nw-path-unavailable = 560
- pgw-transaction-timeout = 561
- samog-multi-dev-pgw-sel-failure = 562
- samog-multi-dev-demux-failure = 563
- mme-pgw-restarted = 564
- samog-session-replacement = 565
- authorization-failed = 566
- mm-apn-congestion-control = 567
- samog-pgw-init-detach = 568
- samog-ggsn-init-detach = 569
- samog-pgw-rejected = 570
- samog-ggsn-rejected = 571
- samog-pgw-no-response = 572
- samog-ggsn-no-response = 573
- samog-gtpc-path-failure = 574

- samog-gtpu-path-failure = 575
- samog-gtpu-err-ind = 576
- samog-mandatory-ie-missing = 577
- samog-mandatory-ie-incorrect = 578
- samog-ip-alloc-failed = 579
- samog-default-gw-not-found = 580
- samog-dns-unreachable = 581
- samog-dns-no-resource-records = 582
- samog-dns-no-service-params = 583
- samog-internal-error = 584
- handoff-pcf-restriction = 585
- graceful-cleanup-on-audit-fail = 586
- ue-ctxt-normal-del-ntsr-ddn = 587
- session-auto-delete = 588
- mme-qos-pgw-upgrade-reject = 589
- path-failure-s5 = 590
- path-failure-s11 = 591
- path-failure-s4 = 592
- gtpu-path-failure-s5u = 593
- gtpu-path-failure-s1u = 594
- gtpu-path-failure-s4u = 595
- gtpu-path-failure-s12u = 596
- gtpu-err-ind-s5u = 597
- gtpu-err-ind-s1u = 598
- gtpu-err-ind-s4u = 599
- gtpu-err-ind-s12u = 600
- diameter-network-too-busy = 601
- diameter-network-failure = 602
- diameter-roaming-not-allowed = 603
- diameter-rat-disallowed = 604
- diameter-no-subscription = 605
- pcc-data-mismatch = 606

- mme-embms-call\_setup-timeout = 607
- mme-embms-normal-disconnect = 608
- mme-embms-sctp-down = 609
- disconnect-from-charging-server = 610
- disconnect-irat-fail-hi-missing = 611
- apn-not-supported-in-plmn-rat = 612
- ue-pcscf-reselect-not-supported = 613
- newer-session-detected = 614
- mme-guti\_realloc\_failed-detach = 615
- mme-pcscf-rest-detach = 616
- Reject-ho-old-tun-path-failure = 617
- gx-vapn-selection-failed = 618
- dup-static-ipv6-addr-req = 619
- mip-path-failure = 620
- apn-congestion = 621
- ue-redirection = 622
- ePDG-s2b-access-denied = 623
- ePDG-s2b-network-failure = 624
- ePDG-s2b-msg-failure = 625
- ePDG-s2b-rat-disallowed = 626
- ePDG-roaming-mandatory = 627
- gtpv2-peer-context-not-found = 628
- SaMOG-access-switch-timeout = 629
- decrypt-fail-count-exceeded = 630
- emergency-idle-timeout = 631
- gtpu-path-failure-s11u = 632
- gtpu-err-ind-s11u = 633
- mme-gtpu-path-failure-s11u = 634
- mme-gtpu-err-ind-s11u = 635
- ePDG-pcscf-restoration = 636
- samog-lbo-user-logout = 637
- sx-req-rej = 638

- sx-cntxt-not-found = 639
- sx-mand-ie-missing = 640
- sx-cond-ie-missing = 641
- sx-msg-invalid-length = 642
- sx-mand-ie-incorrect = 643
- sx-invld-fwd-policy = 644
- sx-invld-fteid-alloc-opt = 645
- sx-no-estabshd-sx-association = 646
- sx-no-response = 647
- sx-no-resource = 648
- sx-fteid-ipaddr-type-mismatch = 649
- sx-invalid-response = 650
- user-plane-info-not-available = 651
- user-plane-info-mismatch = 652
- ikev2-req-rate-exceeded = 653
- mme-decor-call-rerouted = 654
- mme-decor-call-rejected = 655
- origin-state-id-change = 656
- mme-ducon-path-update-failed = 657
- diam-no-non-3gpp-subscription = 658
- diameter-user-unknown = 659
- diameter-illegal-equipment = 660
- epdg-invalid-imei = 661
- sx-path-failure = 662
- sxfail-opr-revert-info = 663
- sxfail-opr-get-usagereport = 664
- sxfail-opr-create-rulebase-pdr = 665
- sxfail-opr-remove-pdr = 666
- gtp-remote-data-teid-invalid = 667
- smp-fp-tep-oper-failure = 668
- smp-fp-ambr-oper-failure = 669
- smp-fp-brr-stream-oper-failure = 670

- smp-fp-brr-strm-chrgng-op-fail = 671
- smp-fp-itc-bw-oper-failure = 672
- smp-fp-strm-chrg-oper-failure = 673
- vpp-next-hop-failure = 674
- graceful-cleanup-up-audit-fail = 675
- sx-max-trans-threshold-reached = 676
- sx-db-ub-collision = 677
- sx-failure-ntsr = 678
- graceful-term-up-self-protectn = 679

**Length** 4

**Type** 26

**Vendor ID** 8164

**VSA Type** 3

## SN1-DNS-Proxy-Intercept-List

DNS proxy list.

**Syntax** String

**Length** 1-253

**Type** 26

**Vendor ID** 8164

**VSA Type** 214

## SN1-DNS-Proxy-Use-Subscr-Addr

This attribute is used to convey whether to use the subscriber's address as the source address for DNS Proxy.

**Syntax** Enumerated Integer. Supports the following value(s):

- Disable = 0
- Enable = 1

**Length** 4

**Type** 26

**Vendor ID** 8164

**VSA Type** 25

## SN1-Dynamic-Addr-Alloc-Ind-Flag

This attribute indicates that the PDP address has been dynamically allocated for that particular PDP context. This field is missing if the address is static (e.g., part of the PDP context subscription). Dynamic address allocation might be relevant for charging (e.g., the duration of PDP context as one resource offered and possibly owned by the network operator).

**Syntax** Opaque Value

**Length** 1

**Type** 26

**Vendor ID** 8164

**VSA Type** 141

## SN1-Ecs-Data-Volume

Compound attribute indicating downlink and uplink octet usage for a PDP context per rating group.

**Type** 26

**Vendor ID** 8164

**VSA Type** 176

**Syntax** Compound. Contains the following sub-attribute(s).

## Rating-Group-ID

Rating-Group-ID for which the WiMAX PPAQ is allocated or reported.

**Syntax** Unsigned Integer

**Length** 4

**Type** 11

## GPRS-Uplink

Uplink octet usage for a PDP context per rating group.

**Syntax** Unsigned Integer

**Length** 4

**Type** 2

## GPRS-Downlink

Downlink octet usage for a PDP context per rating group.

**Syntax** Unsigned Integer

**Length** 4

**Type** 3

## SN1-Enable-QoS-Renegotiation

This attribute configures the enabling of dynamic QoS renegotiation.

**Syntax** Enumerated Integer. Supports the following value(s):

- No = 0
- Yes = 1

**Length** 4

**Type** 26

**Vendor ID** 8164

**VSA Type** 144

## SN1-Ext-Inline-Srvr-Context

This attribute configures the context name in which the External In-line server resides. The value is an ASCII string naming the In-line Server Context.

**Syntax** String

**Length** 1-247

**Type** 26

**Vendor ID** 8164

**VSA Type** 41

## SN1-Ext-Inline-Srvr-Down-Addr

This attribute configures the IP address of the Downstream External In-line server to forward VLAN-tagged packets to. It can be tagged, in which case it is treated as part of an external in-line server group.

**Syntax** IPv4 Address

**Length** 4

**Type** 26

**Vendor ID** 8164

**VSA Type** 56

## SN1-Ext-Inline-Srvr-Down-VLAN

This attribute configures the IP address of the downstream external in-line server to forward VLAN-tagged packets to. It can be tagged, in which case it is treated as part of an external in-line server group.

**Syntax** Unsigned Integer

**Length** 4

**Type** 26



**Vendor ID** 8164

**VSA Type** 59

## SN1-Ext-Inline-Srvr-Preference

This attribute configures the preference for the tagged group of External In-line Servers. This attribute is required, although it doesn't actually assign a preference right now. It can be tagged, in which case it is treated as part of an external in-line server group.

**Syntax** Unsigned Integer

**Length** 4

**Type** 26

**Vendor ID** 8164

**VSA Type** 57

## SN1-Ext-Inline-Srvr-Up-Addr

This attribute configures the IP address of the Upstream External In-line server to forward VLAN-tagged packets to. It can be tagged, in which case it is treated as part of an external in-line server group.

**Syntax** IPv4 Address

**Length** 4

**Type** 26

**Vendor ID** 8164

**VSA Type** 55

## SN1-Ext-Inline-Srvr-Up-VLAN

This attribute configures the VLAN tag to be applied to Upstream packets and forwarded to the External In-line server. It can be tagged, in which case it is treated as part of an external in-line server group.

**Syntax** Unsigned Integer

**Length** 4

**Type** 26

**Vendor ID** 8164

**VSA Type** 58

## SN1-Firewall-Enabled

Firewall for subscriber enabled.

**Syntax** Enumerated Integer. Supports the following value(s):

- False = 0

- True = 1

**Length** 4

**Type** 26

**Vendor ID** 8164

**VSA Type** 198

## SN1-FMC-Location

MAC address and CDMA location information.

**Syntax** String

**Length** 1-247

**Type** 26

**Vendor ID** 8164

**VSA Type** 171

## SN1-GGSN-MIP-Required

This attribute specifies if MIP is required for the GGSN subscriber.

**Syntax** Enumerated Integer. Supports the following value(s):

- Disabled = 0
- Enabled = 1

**Length** 4

**Type** 26

**Vendor ID** 8164

**VSA Type** 68

## SN1-Gratuitous-ARP-Aggressive

This attribute specifies whether to generate a gratuitous ARP message whenever a MIP handoff or re-registration occurs. A non-zero of this attribute also configures the mode of operation when sending the gratuitous ARP, although only one mode (Aggressive) is supported at this time.

**Syntax** Enumerated Integer. Supports the following value(s):

- Disabled = 0
- Enabled = 1

**Length** 4

**Type** 26

**Vendor ID** 8164

VSA Type 54

## SN1-GTP-Version

This attribute contains the version of GTP the subscriber is using.

**Syntax** Enumerated Integer. Supports the following value(s):

- GTP\_VERSION\_0 = 0
- GTP\_VERSION\_1 = 1
- GTP\_VERSION\_2 = 2

**Length** 4

**Type** 26

**Vendor ID** 8164

VSA Type 62

## SN1-HA-Send-DNS-Address

This attribute specifies if the HA should send the DNS address in the Mobile IP RRP message. The default is not to send the DSN Address.

**Syntax** Enumerated Integer. Supports the following value(s):

- Disabled = 0
- Enabled = 1

**Length** 4

**Type** 26

**Vendor ID** 8164

VSA Type 47

## SN1-Home-Behavior

This attribute specifies the configuration for the behavior bits settings for a home subscriber in an APN.

**Syntax** Unsigned Integer

**Length** 4

**Type** 26

**Vendor ID** 8164

VSA Type 119

## SN1-Home-Profile

This attribute specifies the configuration for the profile bits settings for a home subscriber in an APN.

**Syntax** Unsigned Integer

**Length** 4

**Type** 26

**Vendor ID** 8164

**VSA Type** 109

## SN1-Home-Sub-Use-GGSN

This attribute configures GGSN to accept GGSN's charging characteristics for home subscribers defined for the APN.

**Syntax** Enumerated Integer. Supports the following value(s):

- Deny = 0
- Accept = 1

**Length** 4

**Type** 26

**Vendor ID** 8164

**VSA Type** 106

## SN1-Ignore-Unknown-HA-Addr-Err

Value of 1 enables HA to ignore unknown HA address error for incoming RRQ.

**Type** 26

**Syntax** Unsigned Integer

**Length** 1

**Vendor ID** 8164

**VSA Type** 160

## SN1-IMS-AM-Address

IMS application manager address.

**Syntax** IPv4 Address

**Length** 4

**Type** 26

**Vendor ID** 8164

**VSA Type** 167

## SN1-IMS-AM-Domain-Name

IMS application manager domain name.

**Syntax** String

**Length** 1-64

**Type** 26

**Vendor ID** 8164

**VSA Type** 168

## SN1-IMSI

This is the IMSI that identifies the mobile subscriber.

**Syntax** Opaque Value

**Length** 1-8

**Type** 26

**Vendor ID** 8164

**VSA Type** 252

## SN1-Inactivity-Time

This attribute contains the inactivity time duration for a subscriber session under long time duration timer configuration.

**Syntax** Integer

**Length** 4

**Type** 26

**Vendor ID** 8164

**VSA Type** 232

## SN1-Interim-Event

**Syntax** Enumerated Integer. Supports the following value(s):

- QoS-Change = 1
- RAT-Change = 2

**Length** 1

**Type** 26

**Vendor ID** 8164

**VSA Type** 241

## SN1-Internal-SM-Index

GGSN charging service. For internal use.

**Syntax** Unsigned Integer

**Length** 4

**Type** 26

**Vendor ID** 8164

**VSA Type** 122

## SN1-IP-Alloc-Method

This attribute specifies the method for allocating an IP address. This feature only applies to the GGSN Service.

**Syntax** Enumerated Integer. Supports the following value(s):

- Alloc\_Local\_Pool = 0
- Alloc\_Dhcp\_Client = 1
- Alloc\_Radius = 2
- Alloc\_No\_Alloc = 3
- Alloc\_Static\_Alloc = 4
- Alloc\_Dhcp\_Relay = 5

**Length** 4

**Type** 26

**Vendor ID** 8164

**VSA Type** 53

## SN1-IP-Filter-In

This attribute is deprecated. To select an IP access list that is already defined in the destination context, use the IETF standard Filter-Id attribute. The filter ID is used to identify the IP access list by name.

**Syntax** String

**Length** 1-253

**Type** 26

**Vendor ID** 8164

**VSA Type** 10

## SN1-IP-Filter-Out

This attribute is deprecated. To select an IP access list that is already defined in the destination context, use the IETF standard Filter-Id attribute. The filter ID is used to identify the IP access list by name.

**Syntax** String

**Length** 1-253

**Type** 26

**Vendor ID** 8164

**VSA Type** 11

## SN1-IP-Header-Compression

Specifies the IP header compression method to use.

**Syntax** Enumerated Integer. Supports the following value(s):

- None = 0
- VJ = 1
- ROHC = 2
- VJ\_ROHC = 3

**Length** 4

**Type** 26

**Vendor ID** 8164

**VSA Type** 150

## SN1-IP-Hide-Service-Address

This attribute prevents the IP address bound to a call service from responding to ping and ICMP error packets.

**Syntax** Enumerated Integer. Supports the following value(s):

- No = 0
- Yes = 1

**Length** 4

**Type** 26

**Vendor ID** 8164

**VSA Type** 60

## SN1-IP-In-ACL

This attribute contains a definition for one Input IP Access Control List, which is used to filter the IP packets coming from the user. Note that more than one of these attributes can be included, in which case they are processed in the order in which they appear in the RADIUS Access-Accept.

**Syntax** String

**Length** 1-253

**Type** 26

**Vendor ID** 8164

**VSA Type** 17

## SN1-IP-In-Plcy-Grp

This attribute specifies the name of the policy group config applied in the uplink direction.

**Syntax** String

**Length** 1-15

**Type** 26

**Vendor ID** 8164

**VSA Type** 193

## SN1-IP-Out-ACL

This attribute contains a definition for one Output IP Access Control List, which is used to filter the IP packets sent to the user. Note that more than one of these attributes can be included, in which case they are processed in the order in which they appear in the RADIUS Access-Accept.

**Syntax** String

**Length** 1-253

**Type** 26

**Vendor ID** 8164

**VSA Type** 18

## SN1-IP-Out-Plcy-Grp

This attribute specifies the name of the policy group config applied in the downlink direction.

**Syntax** String

**Length** 1-15

**Type** 26

**Vendor ID** 8164

**VSA Type** 194

## SN1-IP-Pool-Name

This attribute contains the name of the IP pool, configured on the chassis, from which an IP address should be chosen for the user.

**Syntax** String

**Length** 1-253



**Type** 26

**Vendor ID** 8164

**VSA Type** 8

## SN1-IP-Source-Validation

This attribute indicates if the source IP address should be validated before forwarding the IP packet.

**Syntax** Enumerated Integer. Supports the following value(s):

- No = 0
- Yes = 1

**Length** 4

**Type** 26

**Vendor ID** 8164

**VSA Type** 14

## SN1-IP-Source-Violate-No-Acct

This attribute excludes the Source Violated IP packets and byte counts when reporting the Octet and Packet count in an accounting message.

**Syntax** Enumerated Integer. Supports the following value(s):

- Disabled = 0
- Enabled = 1

**Length** 4

**Type** 26

**Vendor ID** 8164

**VSA Type** 196

## SN1-IP-Src-Valid-Drop-Limit

Maximum number of packet drops entertained before disconnecting the session for source violated packets for the session

**Syntax** Unsigned Integer

**Length** 4

**Type** 26

**Vendor ID** 8164

**VSA Type** 110

## SN1-IPv6-DNS-Proxy

IPv6 DNS Proxy Enabled or Disabled Setting for the session.

**Syntax** Enumerated Integer. Supports the following value(s):

- Disabled = 0
- Enabled = 1

**Length** 4

**Type** 26

**Vendor ID** 8164

**VSA Type** 126

## SN1-IPv6-Egress-Filtering

This attribute enables egress filtering to make sure that packets being sent to the mobile device have an interface ID that matches that of the mobile device. This feature is meant to protect the Mobile from receiving unwanted packets from the Internet.

**Syntax** Enumerated Integer. Supports the following value(s):

- Disabled = 0
- Enabled = 1

**Length** 4

**Type** 26

**Vendor ID** 8164

**VSA Type** 103

## SN1-IPv6-Min-Link-MTU

SN1-IPv6-Min-Link-MTU

**Syntax** Unsigned Integer

**Length** 4

**Type** 26

**Vendor ID** 8164

**VSA Type** 136

## SN1-IPv6-num-rtr-advt

This attribute contains the IPv6 number of Initial Router Advertisements. Default value is 3.

**Syntax** Unsigned Integer

**Length** 4  
**Type** 26  
**Vendor ID** 8164  
**VSA Type** 97

## SN1-IPv6-Primary-DNS

This attribute specifies a Primary DNS server address that the Router Advertisement message sent by the PDSN will include.

**Syntax** Opaque Value  
**Length** 16  
**Type** 26  
**Vendor ID** 8164  
**VSA Type** 101

## SN1-IPv6-rtr-adv-interval

This attribute contains the IPv6 Initial Router Advertisement Interval, specified in milliseconds. The default value is 3000.

**Syntax** Unsigned Integer  
**Length** 4  
**Type** 26  
**Vendor ID** 8164  
**VSA Type** 96

## SN1-IPv6-Secondary-DNS

This attribute specifies a Secondary DNS server address that the Router Advertisement message sent by the PDSN will include.

**Syntax** Opaque Value  
**Length** 16  
**Type** 26  
**Vendor ID** 8164  
**VSA Type** 102

## SN1-IPv6-Sec-Pool

This attribute contains the IPv6 secondary pool name.

**Syntax** String

**Length** 1-253

**Type** 26

**Vendor ID** 8164

**VSA Type** 124

## SN1-IPv6-Sec-Prefix

IPv6 Secondary Pool name prefix.

**Syntax** Opaque Value

**Length** 2-18

**Type** 26

**Vendor ID** 8164

**VSA Type** 125

## SN1-L3-to-L2-Tun-Addr-Policy

This attribute specifies the address allocation policy.

**Syntax** Enumerated Integer. Supports the following value(s):

- no-local-alloc-validate = 0
- local-alloc = 1
- local-alloc-validate = 2

**Length** 4

**Type** 26

**Vendor ID** 8164

**VSA Type** 43

## SN1-LI-Dest-Address

This attribute specifies the Authorized Destination-IP/Port to which LI packets could be forwarded.

**Type** 26

**Vendor ID** 8164

**VSA Type** 240

**Syntax** Compound. Contains the following sub-attribute(s).

**Length** 0-16

## SN1-LI-Dest-IP

This attribute specifies the authorized Destination IP to which LI packets could be forwarded.

**Syntax** IPv4 Address

**Length** 4

**Type** 1

## SN1-LI-Dest-Port

This attribute specifies the authorized Destination Port to which LI packets could be forwarded.

**Syntax** Unsigned Integer

**Length** 2

**Type** 2

## SN1-Local-IP-Address

This attribute contains the IP address of the local interface on the chassis for the user's session.

**Syntax** IPv4 Address

**Length** 4

**Type** 26

**Vendor ID** 8164

**VSA Type** 13

## SN1-Long-Duration-Action

This attribute specifies the action to take place when the long duration timeout expires for a subscriber session.

**Syntax** Enumerated Integer. Supports the following value(s):

- Detection = 1
- Disconnection = 2
- Dormant-Only-Disconnection = 3
- Dormant-Only-Detection = 4

**Length** 4

**Type** 26

**Vendor ID** 8164

**VSA Type** 45

## SN1-Long-Duration-Notification

Long Duration Notification.

**Syntax** Enumerated Integer. Supports the following value(s):

- Suppress = 0

- Send = 1

**Length** 4

**Type** 26

**Vendor ID** 8164

**VSA Type** 253

## SN1-Long-Duration-Timeout

This attribute is used to detect and if necessary disconnect sessions connected to the PDSN. This attribute configures the time period before either alerting the administrator or disconnecting the subscriber.

**Syntax** Integer

**Length** 4

**Type** 26

**Vendor ID** 8164

**VSA Type** 44

## SN1-Mediation-Acct-Rsp-Action

When this attribute is set to None, there is no action taken while waiting for a response for the accounting start message from the Mediation Accounting server. When this attribute is set to No-Early-PDUs the system buffers all packets from the user (uplink) until a response for the accounting start message is received from the Mediation Accounting server. When set to Delay\_GTP\_Response, the system does not send a GTP create PDP response to the GGSN until a response for the accounting start message is received from the Mediation Accounting server. If the attribute is not present in Access-Accept message or if the attribute value is invalid, the value "None" is assumed.

**Syntax** Enumerated Integer. Supports the following value(s):

- None = 0
- No\_Early\_PDUs = 1
- Delay\_GTP\_Response = 2

**Length** 4

**Type** 26

**Vendor ID** 8164

**VSA Type** 105

## SN1-Mediation-Enabled

This attribute indicates whether the Mediation Accounting configuration is enabled or disabled for GGSN.

**Syntax** Enumerated Integer. Supports the following value(s):

- Disabled = 0

- Enabled = 1

**Length** 4

**Type** 26

**Vendor ID** 8164

**VSA Type** 123

## SN1-Mediation-No-Interims

This attribute is used to disable or enable Mediation Interim Accounting Records for the session.

**Syntax** Enumerated Integer. Supports the following value(s):

- Disabled = 0
- Enabled = 1

**Length** 4

**Type** 26

**Vendor ID** 8164

**VSA Type** 146

## SN1-Mediation-VPN-Name

This attribute specifies the Mediation Context name for the session.

**Syntax** String

**Length** 1-128

**Type** 26

**Vendor ID** 8164

**VSA Type** 104

## SN1-Min-Compress-Size

This attribute contains the minimum size (in octets) a data packet can have in order to be compressed.

**Syntax** Unsigned Integer

**Length** 4

**Type** 26

**Vendor ID** 8164

**VSA Type** 23

## SN1-MIP-AAA-Assign-Addr

This attribute specifies if the PDSN/FA will allow AAA to assign the home address. The default is to not allow AAA to assign the home address.

**Syntax** Enumerated Integer. Supports the following value(s):

- Disabled = 0
- Enabled = 1

**Length** 4

**Type** 26

**Vendor ID** 8164

**VSA Type** 50

## SN1-MIP-ANCID

Accounting correlation ID created by IPGW, received by VBM and HBM.

**Syntax** Opaque Value

**Length** 12

**Type** 26

**Vendor ID** 8164

**VSA Type** 166

## SN1-MIP-Dual-Anchor

Enable/disable dual-anchor service for a subscriber.

**Syntax** Enumerated Integer. Supports the following value(s):

- Disabled = 0
- Enabled = 1

**Length** 4

**Type** 26

**Vendor ID** 8164

**VSA Type** 165

## SN1-MIP-HA-Assignment-Table

MIP-HA Assignment Table name. When this is received in an Access-Accept message, the system uses this local table to get the HA Address.

**Syntax** String



**Length** 1-253

**Type** 26

**Vendor ID** 8164

**VSA Type** 154

## SN1-MIP-Match-AAA-Assign-Addr

This attribute specifies if the PDSN/FA will enforce that a non-zero AAA-specified home address must match the home address present in the MIP RRQ from the mobile node, and disconnect the subscriber session if a match is not present. The default is not to force the addresses to match.

**Syntax** Enumerated Integer. Supports the following value(s):

- Disabled = 0
- Enabled = 1

**Length** 4

**Type** 26

**Vendor ID** 8164

**VSA Type** 51

## SN1-MIP-MIN-Reg-Lifetime-Realm

This attribute configures the minimum MIP registration lifetime for a subscriber/realm.

**Syntax** Unsigned Integer

**Length** 4

**Type** 26

**Vendor ID** 8164

**VSA Type** 12

## SN1-MIP-Reg-Lifetime-Realm

Configure the maximum MIP registration lifetime for a subscriber/realm.

**Syntax** Unsigned Integer

**Length** 4

**Type** 26

**Vendor ID** 8164

**VSA Type** 175

## SN1-MIP-Send-Ancid

AAA attribute to enable/disable sending ANCID from FA to HA in MIP RRQ.

**Syntax** Enumerated Integer. Supports the following value(s):

- Disabled = 0
- Enabled = 1

**Length** 4

**Type** 26

**Vendor ID** 8164

**VSA Type** 163

## SN1-MIP-Send-Correlation-Info

This attribute enables/disables sending of correlation-id from FA to HA in MIP RRQ.

**Syntax** Enumerated Integer. Supports the following value(s):

- Disabled = 0
- NVSE\_Starent = 1
- NVSE\_CUstom1 = 2
- NVSE\_Custom2 = 3

**Length** 4

**Type** 26

**Vendor ID** 8164

**VSA Type** 188

## SN1-MIP-Send-Imsi

Attribute to enable/disable sending IMSI from FA to HA in MIP RRQ.

**Syntax** Enumerated Integer. Supports the following value(s):

- Disabled = 0
- NVSE\_Starent = 1
- NVSE\_Custom1 = 2
- NVSE\_Custom2 = 3

**Length** 4

**Type** 26

**Vendor ID** 8164

VSA Type 164

## SN1-MIP-Send-Term-Verification

This attribute specifies whether the PDSN/FA should send the Terminal Verification Normal Vendor/Organization Specific Extension (NVSE) in the Mobile IP RRQ message to the HA. The default is not to send the Terminal Verification NVSE.

**Syntax** Enumerated Integer. Supports the following value(s):

- Disabled = 0
- NVSE\_Custom1 = 1
- NVSE\_Custom2 = 2
- NVSE\_Starent = 3

**Length** 4

**Type** 26

**Vendor ID** 8164

VSA Type 48

## SN1-MN-HA-Hash-Algorithm

This attribute contains the hash algorithm to use for MN-HA authentication.

**Syntax** Enumerated Integer. Supports the following value(s):

- MD5 = 1
- MD5-RFC2002 = 2
- HMAC-MD5 = 3

**Length** 4

**Type** 26

**Vendor ID** 8164

VSA Type 99

## SN1-MN-HA-Timestamp-Tolerance

This attribute contains the duration of timestamp tolerance, in seconds, to use for MN-HA authentication.

**Syntax** Unsigned Integer

**Length** 4

**Type** 26

**Vendor ID** 8164

VSA Type 30

## SN1-MS-ISDN

SN1-MS-ISDN.

**Syntax** Opaque Value

**Length** 1-9

**Type** 26

**Vendor ID** 8164

**VSA Type** 248

## SN1-NAI-Construction-Domain

This attribute specifies the domain name to use when constructing the NAI.

**Syntax** String

**Length** 1-247

**Type** 26

**Vendor ID** 8164

**VSA Type** 37

## SN1-NAT-Bind-Record

This attribute contains the NAT Binding Record.

**Type** 26

**Vendor ID** 8164

**VSA Type** 216

**Syntax** Compound. Contains the following sub-attribute(s).

## NAT-IP-Address

NAT IP address.

**Syntax** IPv4 Address

**Length** 4

**Type** 1

## NAT-Port-Block-Start

Start port of the port chunk

**Syntax** Unsigned Integer

**Length** 2

**Type** 2

## NAT-Port-Block-End

End port of the port chunk.

**Syntax** Unsigned Integer

**Length** 2

**Type** 3

## Alloc-Flag

Port chunk status. Accepted Values are 0(De-Allocated) and 1(Allocated).

**Syntax** Unsigned Integer

**Length** 1

**Type** 4

## Correlation-Id

Correlation ID.

**Syntax** String

**Length** 1-253

**Type** 5

## Loading-Factor

Indicates maximum number of users per NAT IP address.

**Syntax** Unsigned Integer

**Length** 2

**Type** 6

## Binding-Timer

Port chunk hold timer.

**Syntax** Unsigned Integer

**Length** 4

**Type** 7

## SN1-NAT-Info-Record

NAT-Record-Info.

**Type** 26

**Vendor ID** 8164

**VSA Type** 246

**Syntax** Compound. Contains the following sub-attribute(s).

## Framed-IP-Address

Framed IP address.

**Syntax** IPv4 Address

**Length** 4

**Type** 1

## NAT-IP-Address

NAT IP address.

**Syntax** IPv4 Address

**Length** 4

**Type** 2

## NAT-Port-Block-Start

Start port of the port chunk

**Syntax** Unsigned Integer

**Length** 2

**Type** 3

## NAT-Port-Block-End

End port of the port chunk.

**Syntax** Unsigned Integer

**Length** 2

**Type** 4

## Acct-Session-Id

Accounting Session ID.

**Syntax** String

**Length** 1-17

**Type** 5

## User-Name

User name.

**Syntax** String

**Length** 1-128

**Type** 6

## Correlation-Id

Correlation ID.

**Syntax** String

**Length** 1-17

**Type** 7

## Calling-Station-Id

This attribute indicates the MSISDN/Calling station ID.

**Syntax** String

**Length** 1-16

**Type** 8

## 3GPP-Charging-Id

This attribute specifies the 3GPP Charging Identifier.

**Syntax** Unsigned Integer

**Length** 4

**Type** 9

## SN1-NAT-IP-Address-Old

Public IP address used for the call

**Syntax** IPv4 Address

**Length** 4

**Type** 26

**Vendor ID** 8164

**VSA Type** 0

## SN1-NAT-IP-Address

This attribute includes the NAT (public) IP address used for the call.

**Syntax** IPv4 Address

**Length** 4

**Type** 26

**Vendor ID** 8164

**VSA Type** 217

## SN1-NAT-Port

This attribute specifies the port used along with NAT-IP for N:1 case.

**Syntax** Unsigned Integer

**Length** 2

**Type** 26

**Vendor ID** 8164

**VSA Type** 179

## SN1-NPU-Qos-Priority

This attribute configures Inter-Subscriber priority Queueing based on class of service offered. Gold has highest priority and Best\_effort lowest priority. From DSCP, means the priority queueing will be done based on the DSCP marking the incoming subscriber packet carries.

**Syntax** Enumerated Integer. Supports the following value(s):

- Best\_Effort = 0
- Bronze = 1
- Silver = 2
- Gold = 3
- From\_DSCP = 4

**Length** 4

**Type** 26

**Vendor ID** 8164

**VSA Type** 98

## SN1-Ntk-Initiated-Ctx-Ind-Flag

This attribute indicates that the PDP context is network initiated. The attribute is missing for a mobile activated PDP context.

**Syntax** Opaque Value

**Length** 1

**Type** 26

**Vendor ID** 8164

**VSA Type** 142

## SN1-Ntk-Session-Disconnect-Flag

SN1-Ntk-Session-Disconnect-Flag.



**Syntax** Enumerated Integer. Supports the following value(s):

- Session-Disconnect = 1

**Length** 4

**Type** 26

**Vendor ID** 8164

**VSA Type** 143

## SN1-Nw-Reachability-Server-Name

This attribute specifies the name of a network reachability server (defined in the destination context of the subscriber) that must respond as reachable, or the user is be redirected.

**Syntax** String

**Length** 1-16

**Type** 26

**Vendor ID** 8164

**VSA Type** 65

## SN1-Overload-Disc-Connect-Time

Provides the connect time for a session. When this time expires, the session may become a candidate for disconnection.

**Syntax** Uint32

**Type** 26

**Vendor ID** 8164

**VSA Type** 233

## SN1-Overload-Disc-Inact-Time

Provides inactivity time for a session after which it may become candidate for disconnection.

**Syntax** Uint32

**Type** 26

**Vendor ID** 8164

**VSA Type** 234

## SN1-Overload-Disconnect

Enables/disables the overload-disconnect feature (if 1) and disables if 0

**Syntax** Uint32

**Type** 26

**Vendor ID** 8164

**VSA Type** 235

## SN1-PDIF-MIP-Release-TIA

PDIF mobile IP release TIA.

**Syntax** Enumerated Integer. Supports the following value(s):

- No = 0
- Yes = 1

**Length** 4

**Type** 26

**Vendor ID** 8164

**VSA Type** 172

## SN1-PDIF-MIP-Required

PDIF mobile IP required.

**Syntax** Enumerated Integer. Supports the following value(s):

- No = 0
- Yes = 1

**Length** 4

**Type** 26

**Vendor ID** 8164

**VSA Type** 170

## SN1-PDIF-MIP-Simple-IP-Fallback

PDIF mobile IP simple IP fallback.

**Syntax** Enumerated Integer. Supports the following value(s):

- No = 0
- Yes = 1

**Length** 4

**Type** 26

**Vendor ID** 8164

**VSA Type** 173

## SN1-PDSN-Correlation-Id

Correlation ID received from PDSN to HA.

**Syntax** Opaque Value

**Length** 8

**Type** 26

**Vendor ID** 8164

**VSA Type** 189

## SN1-PDSN-Handoff-Req-IP-Addr

This attribute specifies if the PDSN should reject and terminate the subscriber session when the proposed address in IPCP by the mobile does not match the existing address in the PDSN. The default (Disabled) is not to reject these sessions.

**Syntax** Enumerated Integer. Supports the following value(s):

- Disabled = 0
- Enabled = 1

**Length** 4

**Type** 26

**Vendor ID** 8164

**VSA Type** 46

## SN1-PDSN-NAS-Id

NAS Identifier received from PDSN to HA.

**Syntax** String

**Length** 1-253

**Type** 26

**Vendor ID** 8164

**VSA Type** 190

## SN1-PDSN-NAS-IP-Address

NAS IP address received from PDSN to HA.

**Syntax** IPv4 Address

**Length** 4

**Type** 26

**Vendor ID** 8164

VSA Type 191

## SN1-Permit-User-Mcast-PDUs

Specifies whether or not to let the subscriber discard multicast PDUs.

**Syntax** Enumerated Integer. Supports the following value(s):

- disabled = 0
- enabled = 1

**Length** 4

**Type** 26

**Vendor ID** 8164

**VSA Type** 134

## SN1-PPP-Accept-Peer-v6lfid

This attribute indicates the acceptance of the interface ID provided by peer during PPP IPv6CP if the ID is valid. The default is disabled.

**Syntax** Enumerated Integer. Supports the following value(s):

- Disabled = 0
- Enabled = 1

**Length** 4

**Type** 26

**Vendor ID** 8164

**VSA Type** 95

## SN1-PPP-Always-On-Vse

SN1-PPP-Always-On-Vse.

**Syntax** Enumerated Integer. Supports the following value(s):

- Disabled = 0
- Enabled = 1

**Length** 4

**Type** 26

**Vendor ID** 8164

**VSA Type** 130

## SN1-PPP-Data-Compression-Mode

This attribute indicates the PPP data compression mode to use for the PPP session when PPP data compression is used.

**Syntax** Enumerated Integer. Supports the following value(s):

- Normal = 0
- Stateless = 1

**Length** 4

**Type** 26

**Vendor ID** 8164

**VSA Type** 19

## SN1-PPP-Data-Compression

This attribute indicates the PPP data compression algorithm to use for the PPP session. The attribute value is a bit field, and many algorithms can be specified to indicate that one of these may be chosen by the user.

**Syntax** Enumerated Integer. Supports the following value(s):

- None = 0
- Stac-LZS = 1
- MPPC = 2
- Deflate = 4

**Length** 4

**Type** 26

**Vendor ID** 8164

**VSA Type** 9

## SN1-PPP-Keepalive

This attribute indicates the interval for the PPP keepalive, in seconds.

**Syntax** Unsigned Integer

**Length** 4

**Type** 26

**Vendor ID** 8164

**VSA Type** 16

## SN1-PPP-NW-Layer-IPv4

This attribute indicates the PPP IPCP negotiation for IPv4. The default is enabled.

**Syntax** Enumerated Integer. Supports the following value(s):

- Disabled = 0
- Enabled = 1
- Passive = 2

**Length** 4

**Type** 26

**Vendor ID** 8164

**VSA Type** 92

## SN1-PPP-NW-Layer-IPv6

This attribute indicates the PPP IPv6CP negotiation for IPv6. The default is enabled.

**Syntax** Enumerated Integer. Supports the following value(s):

- Disabled = 0
- Enabled = 1
- Passive = 2

**Length** 4

**Type** 26

**Vendor ID** 8164

**VSA Type** 93

## SN1-PPP-Outbound-Password

This attribute indicates the password to be used when the user side of the PPP connection requires authentication.

**Syntax** String

**Length** 1-253

**Type** 26

**Vendor ID** 8164

**VSA Type** 15

## SN1-PPP-Outbound-Username

This attribute indicates the username to be used when the user side of the PPP connection requires authentication.

**Syntax** String

**Length** 1-253

**Type** 26

**Vendor ID** 8164

**VSA Type** 61

## SN1-PPP-Progress-Code

This attribute provides information about the "state" of the PPP connection, when the connection was terminated.

**Syntax** Enumerated Integer. Supports the following value(s):

- Not-Defined = 0
- Call-Lcp-Down = 10
- Call-Disconnecting = 20
- Call-Ppp-Renegotiating = 30
- Call-Arrived = 40
- Call-Pdg-Tcp-Connecting = 45
- Call-Pdg-Ssl-Connecting = 46
- Call-Lcp-Up = 50
- Call-Authenticating = 60
- Call-Bcmcs-Authenticating = 70
- Call-Authenticated = 80
- Call-Tunnel-Connecting = 85
- Call-Ipcp-Up = 90
- Call-Imsa-Authorizing = 95
- Call-Imsa-Authorized = 97
- Call-MBMS-UE-Authorizing = 98
- Call-MBMS-Bearer-Authorizing = 99
- Call-Simple-IP-Connected = 100
- Call-Mobile-IP-Connected = 110
- Call-Tunnel-Connected = 115
- Call-Pdp-Type-IP-Connected = 120
- Call-Pdp-Type-IPv6-Connected = 125
- Call-Pdp-Type-PPP-Connected = 130

- Call-GTP-Connecting = 131
- Call-GTP-Connected = 132
- Call-Proxy-Mobile-IP-Connected = 140
- Call-Pdg-Ssl-Connected = 141
- Call-Pdg-Connected = 142
- Call-Ipsg-Connected = 145
- Call-Bcmcs-Connected = 150
- Call-MBMS-UE-Connected = 155
- Call-MBMS-Bearer-Connected = 156
- Call-Pending-Addr-From-DHCP = 160
- Call-Got-Addr-From-DHCP = 170
- Call-HA-IPSEC-Tunnel-Connecting = 180
- Call-HA-IPSEC-Connected = 190
- Call-ASN-Non-Anchor-Connected = 200
- Call-ASNPC-Connected = 210 Call-Mobile-IPv6-Connected = 220
- Call-PMIPv6-Connected = 221
- Call-PHSPC-Connected = 230
- Call-GTP-IPv4-Connected = 235
- Call-GTP-IPv6-Connected = 236
- Call-GTP-IPv4-IPv6-Connected = 237
- Call-SGW-Connected = 245
- Call-MME-Attached = 246
- Call-Auth-Only-Connected = 247

**Length** 4

**Type** 26

**Vendor ID** 8164

**VSA Type** 4

## SN1-PPP-Reneg-Disc

PPP remote renege disconnect policy.

**Type** 26

**Syntax** Enumerated Integer. Supports the following value(s):



- Never = 0
- Always = 1
- NAI\_Prefix\_MSID\_Mismatch = 2

**Length** 4

**Vendor ID** 8164

**VSA Type** 187

## SN1-Prepaid-Compressed-Count

This attribute indicates if a Pre-paid subscriber's byte usage should be counted on the basis of compressed or uncompressed byte data over the subscriber's PPP connection to the system. If not present, the default is to count uncompressed byte data.

**Syntax** Enumerated Integer. Supports the following value(s):

- Uncompressed = 0
- Compressed = 1

**Length** 4

**Type** 26

**Vendor ID** 8164

**VSA Type** 31

## SN1-Prepaid-Final-Duration-Alg

For prepaid, final duration is calculated based on the algorithm specified by the value of this attribute.

**Syntax** Enumerated Integer. Supports the following value(s):

- current\_time = 0
- last-user-layer3-activity-time = 1
- last-airlink-activity-time = 2
- last-airlink-activity-time-last-reported = 3

**Length** 4

**Type** 26

**Vendor ID** 8164

**VSA Type** 135

## SN1-Prepaid-Inbound-Octets

In an Access-Accept, this indicates how many additional inbound (bytes delivered to the subscriber) byte credits should be granted to the subscriber. In an Accounting- Request, this indicates how many total inbound

byte credits have been granted to the subscriber. When this attribute is not present in the Access-Accept, then pre-paid usage checking is disabled on an inbound octet basis.

**Syntax** Unsigned Integer

**Length** 4

**Type** 26

**Vendor ID** 8164

**VSA Type** 32

## SN1-Prepaid-Outbound-Octets

SN1-Prepaid-Outbound-Octets.

**Syntax** Unsigned Integer

**Length** 4

**Type** 26

**Vendor ID** 8164

**VSA Type** 33

## SN1-Prepaid-Preference

This attribute specifies whether prepaid is volume based or duration based.

**Syntax** Enumerated Integer. Supports the following value(s):

- prepaid\_duration = 0
- prepaid\_volume = 1

**Length** 4

**Type** 26

**Vendor ID** 8164

**VSA Type** 129

## SN1-Prepaid-Profile

Do not do prepaid, regardless of the Rulebase configuration.

**Type** 26

**Syntax** Enumerated Integer. Supports the following value(s):

- Use-Rulebase-Config = 0
- Prohibit = 1

**Length** 4

**Vendor ID** 8164

VSA Type 155

## SN1-Prepaid-Timeout

This attribute indicates how much time may elapse before a new request for more pre-paid credits is issued. If the specified time has elapsed since the prior grant of credits was received from the RADIUS server, then a new request for credits is issued. This attribute is primarily used to periodically update the subscriber of new credits issued since the subscriber was connected. Note that credit requests will still be made on behalf of the subscriber when the subscriber drops down to the low watermark of credits (or zero if there is no low watermark). The presence or absence of this attribute does not affect that mechanism in any way. However, this timer is re-set whenever any grant of credits is received on behalf of the subscriber, regardless of why the grant of credits was requested.

**Syntax** Unsigned Integer

**Length** 4

**Type** 26

**Vendor ID** 8164

**VSA Type** 35

## SN1-Prepaid

Prepaid.

**Syntax** Enumerated Integer. Supports the following value(s):

- no\_prepaid = 0
- custom\_prepaid = 1
- standard\_prepaid = 2
- wimax\_prepaid = 4

**Length** 4

**Type** 26

**Vendor ID** 8164

**VSA Type** 128

## SN1-Prepaid-Total-Octets

In an Access-Accept, this attribute indicates how many additional byte credits (combining both inbound and outbound counts) should be granted to the subscriber. In an Accounting-Request, this indicates how many total bytes credits (combined inbound and outbound) have been granted to the subscriber. When this attribute is not present in the Access-Accept, then pre-paid usage checking is disabled on a combined inbound and outbound octet-count basis.

**Syntax** Unsigned Integer

**Length** 4

**Type** 26

**Vendor ID** 8164

**VSA Type** 34

## SN1-Prepaid-Watermark

This attribute Indicates the percentage of remaining granted credits that will trigger a new request to grant credits from the RADIUS server. For example, if 1GB of credits was granted to a user, and the value of SN-Prepaid-Watermark was 10, then when 100 MB of credits are remaining (900 MB have been used) to the subscriber, a new request for any new byte credits is issued on behalf of the subscriber. Note that when calculating the pre-paid low watermark, the total credits granted for the subscriber's entire session is used.

**Syntax** Unsigned Integer

**Length** 4

**Type** 26

**Vendor ID** 8164

**VSA Type** 36

## SN1-Primary-DCCA-Peer

This attribute indicates the name of the primary DCCA peer and primary DCCA realm.

**Syntax** String

**Length** 1-192

**Type** 26

**Vendor ID** 8164

**VSA Type** 223

## SN1-Primary-DNS-Server

This attribute indicates the IP address of the primary DNS server that should be used for the session.

**Syntax** IPv4 Address

**Length** 4

**Type** 26

**Vendor ID** 8164

**VSA Type** 5

## SN1-Primary-NBNS-Server

Primary NBNS Server IP address.

**Syntax** IPv4 Address

**Length** 4

**Type** 26

**Vendor ID** 8164

**VSA Type** 148

## SN1-Proxy-MIP

This attribute specifies if the PDSN/FA will perform compulsory Proxy-MIP tunneling for a Simple-IP PDSN subscriber. This feature is licensed. The default is not to perform compulsory Proxy-MIP.

**Syntax** Enumerated Integer. Supports the following value(s):

- Disabled = 0
- Enabled = 1

**Length** 4

**Type** 26

**Vendor ID** 8164

**VSA Type** 52

## SN1-QoS-Background-Class

This attribute defines the QOS Background Traffic Class.

**Syntax** Opaque Value

**Length** 28

**Type** 26

**Vendor ID** 8164

**VSA Type** 91

## SN1-QoS-Class-Background-PHB

SN1-QoS-Class-Background-PHB

**Syntax** Enumerated Integer. Supports the following value(s):

- Best-Effort = 0
- Pass-Through = 1
- AF11 = 10
- AF12 = 12
- AF13 = 14
- AF21 = 18
- AF22 = 20

- AF23 = 22
- AF31 = 26
- AF32 = 28
- AF33 = 30
- AF41 = 34
- AF42 = 36
- AF43 = 38
- EF = 46

**Length** 4

**Type** 26

**Vendor ID** 10415

**VSA Type** 113

## SN1-QoS-Class-Converstitial-PHB

SN1-QoS-Class-Converstitial-PHB.

**Syntax** Enumerated Integer. Supports the following value(s):

- Best-Effort = 0
- Pass-Through = 1
- AF11 = 10
- AF12 = 12
- AF13 = 14
- AF21 = 18
- AF22 = 20
- AF23 = 22
- AF31 = 26
- AF32 = 28
- AF33 = 30
- AF41 = 34
- AF42 = 36
- AF43 = 38
- EF = 46

**Length** 4

**Type** 26

**Vendor ID** 10415

**VSA Type** 111

## SN1-QoS-Class-Interactive-1-PHB

SN1-QoS-Class-Interactive-1-PHB

**Syntax** Enumerated Integer. Supports the following value(s):

- Best-Effort = 0
- Pass-Through = 1
- AF11 = 10
- AF12 = 12
- AF13 = 14
- AF21 = 18
- AF22 = 20
- AF23 = 22
- AF31 = 26
- AF32 = 28
- AF33 = 30
- AF41 = 34
- AF42 = 36
- AF43 = 38
- EF = 46

**Length** 4

**Type** 26

**Vendor ID** 10415

**VSA Type** 114

## SN1-QoS-Class-Interactive-2-PHB

SN1-QoS-Class-Interactive-2-PHB

**Syntax** Enumerated Integer. Supports the following value(s):

- Best-Effort = 0
- Pass-Through = 1
- AF11 = 10

- AF12 = 12
- AF13 = 14
- AF21 = 18
- AF22 = 20
- AF23 = 22
- AF31 = 26
- AF32 = 28
- AF33 = 30
- AF41 = 34
- AF42 = 36
- AF43 = 38
- EF = 46

**Length** 4

**Type** 26

**Vendor ID** 10415

**VSA Type** 115

## SN1-QoS-Class-Interactive-3-PHB

SN1-QoS-Class-Interactive-3-PHB

**Syntax** Enumerated Integer. Supports the following value(s):

- Best-Effort = 0
- Pass-Through = 1
- AF11 = 10
- AF12 = 12
- AF13 = 14
- AF21 = 18
- AF22 = 20
- AF23 = 22
- AF31 = 26
- AF32 = 28
- AF33 = 30
- AF41 = 34



- AF42 = 36
- AF43 = 38
- EF = 46

**Length** 4

**Type** 26

**Vendor ID** 10415

**VSA Type** 116

## SN1-QoS-Class-Streaming-PHB

SN1-QoS-Class-Streaming-PHB

**Syntax** Enumerated Integer. Supports the following value(s):

- Best-Effort = 0
- Pass-Through = 1
- AF11 = 10
- AF12 = 12
- AF13 = 14
- AF21 = 18
- AF22 = 20
- AF23 = 22
- AF31 = 26
- AF32 = 28
- AF33 = 30
- AF41 = 34
- AF42 = 36
- AF43 = 38
- EF = 46

**Length** 4

**Type** 26

**Vendor ID** 10415

**VSA Type** 112

## SN1-QoS-Conversation-Class

This attribute defines the QOS Conversation Traffic Class.

**Syntax** Opaque Value

**Length** 28

**Type** 26

**Vendor ID** 8164

**VSA Type** 86

## SN1-QoS-Interactive1-Class

This attribute defines the QOS Interactive Traffic Class.

**Syntax** Opaque Value

**Length** 28

**Type** 26

**Vendor ID** 8164

**VSA Type** 88

## SN1-QoS-Interactive2-Class

This attribute defines the QOS Interactive2 Traffic Class.

**Syntax** Opaque Value

**Length** 28

**Type** 26

**Vendor ID** 8164

**VSA Type** 89

## SN1-QoS-Interactive3-Class

This attribute defines the QOS Interactive3 Traffic Class.

**Syntax** Opaque Value

**Length** 28

**Type** 26

**Vendor ID** 8164

**VSA Type** 90

## SN1-QoS-Negotiated

Negotiated QoS for GGSN sessions.

**Syntax** Opaque Value

**Length** 4-28

**Type** 26

**Vendor ID** 8164

**VSA Type** 147

## SN1-QoS-Renegotiation-Timeout

This attribute configures the timeout duration of dampening time for dynamic QoS renegotiation.

**Syntax** Unsigned Integer

**Length** 4

**Type** 26

**Vendor ID** 8164

**VSA Type** 145

## SN1-QoS-Streaming-Class

This attribute defines the QoS Streaming Traffic Class.

**Syntax** Opaque Value

**Length** 28

**Type** 26

**Vendor ID** 8164

**VSA Type** 87

## SN1-QoS-Tp-Dnlk

This attribute enables/disables Traffic Policing/Shaping in downlink direction.

**Syntax** Enumerated Integer. Supports the following value(s):

- Disabled = 0
- Policing = 1
- Shaping = 2

**Length** 4

**Type** 26

**Vendor ID** 8164

**VSA Type** 73

## SN1-QoS-Tp-Uplk

This attribute enables/disables Traffic Policing/Shaping in uplink direction.

**Syntax** Enumerated Integer. Supports the following value(s):

- Disabled = 0
- Policing = 1
- Shaping = 2

**Length** 4

**Type** 26

**Vendor ID** 8164

**VSA Type** 79

## SN1-QoS-Traffic-Policy

This compound attribute simplifies sending QoS values for Traffic Class, Direction, Burst-Size, Committed-Data-Rate, Peak-Data-Rate, Exceed-Action, and Violate-Action from the RADIUS server. When the SN1-QoS-Traffic-Policy attribute is sent along with the Acct-Session-ID attribute, the system matches the particular PtDP context, and applies the new policy and retains the policy with the subscriber profile for future use. The next time the system sends a CoA request with a new policy and a different Acct-Session-ID for the same subscriber, the previously received policy is also applied to the matching PDP context along with the new policy.

**Type** 26

**Vendor ID** 8164

**VSA Type** 177

**Syntax** Compound. Contains the following sub-attribute(s).

### Direction

Direction of the PDF.

**Syntax** Unsigned Integer

**Length** 1

**Type** 1

### Class

Traffic class.

**Syntax** Unsigned Integer

**Length** 1

**Type** 2

## Burst-Size

Peak burst size.

**Syntax** Unsigned Integer

**Length** 4

**Type** 3

## Committed-Data-Rate

Committed data rate.

**Syntax** Unsigned Integer

**Length** 4

**Type** 4

## Peak-Data-Rate

Peak data rate.

**Syntax** Unsigned Integer

**Length** 4

**Type** 5

## Exceed-Action

Action to take on packets that exceed the Committed-Data-Rate but do not violate the Peak-Data-Rate.

**Syntax** Unsigned Integer

**Length** 1

**Type** 6

## Violate-Action

Violate action.

**Syntax** Unsigned Integer

**Length** 1

**Type** 7

## Auto-Readjust-Enabled

Auto-readjust enabled.

**Syntax** Unsigned Integer

**Length** 1

**Type** 8

## Auto-Readjust-Duration

Auto-readjust duration.

**Syntax** Unsigned Integer

**Length** 4

**Type** 9

## Qci

Available only in 11.0 and later releases. QOS QCI accepted values are 1 (qci 1), 2 (qci 2), 3 (qci 3), 4 (qci 4), 5 (qci 5), 6 (qci 6), 7 (qci 7), 8 (qci 8), 9 (qci 9).

**Syntax** Unsigned Integer

**Length** 1

**Type** 10

## SN1-Rad-APN-Name

This attribute specifies the RADIUS returned APN name.

**Type** 26

**Syntax** Opaque Value

**Length** 1-64

**Vendor ID** 8164

**VSA Type** 162

## SN1-Radius-Returned-Username

This attribute is used to prefer RADIUS returned user name over constructed username in the accounting messages.

**Type** 26

**Syntax** Enumerated Integer. Supports the following value(s):

- No = 0
- Yes = 1

**Length** 4

**Vendor ID** 8164

**VSA Type** 236

## SN1-Re-CHAP-Interval

The Periodic CHAP authentication interval for PPP, in seconds.

**Syntax** Unsigned Integer

**Length** 4  
**Type** 26  
**Vendor ID** 8164  
**VSA Type** 7

## SN1-Roaming-Behavior

This attribute specifies the configuration for the behavior bits settings for a roaming subscriber in an APN.

**Syntax** Unsigned Integer

**Length** 4  
**Type** 26  
**Vendor ID** 8164  
**VSA Type** 121

## SN1-Roaming-Profile

This attribute specifies the configuration for the profile bits settings for a roaming subscriber in an APN.

**Syntax** Unsigned Integer

**Length** 4  
**Type** 26  
**Vendor ID** 8164  
**VSA Type** 118

## SN1-Roaming-Status

This attribute specifies if the user is in roaming network for HA/LNS calls.

**Syntax** Enumerated Integer. Supports the following value(s):

- HOME = 0
- ROAMING = 1

**Length** 1  
**Type** 26  
**Vendor ID** 8164  
**VSA Type** 244

## SN1-Roaming-Sub-Use-GGSN

This attribute configures GGSN to accept GGSN's charging characteristics for roaming subscribers defined for the APN.

**Syntax** Enumerated Integer. Supports the following value(s):

- Deny = 0
- Accept = 1

**Length** 4

**Type** 26

**Vendor ID** 8164

**VSA Type** 108

## SN1-ROHC-Direction

Specifies in which direction to apply Robust Header Compression (ROHC).

**Syntax** Enumerated Integer. Supports the following value(s):

- Any = 0
- Uplink = 1
- Downlink = 2

**Length** 4

**Type** 26

**Vendor ID** 8164

**VSA Type** 153

## SN1-ROHC-Flow-Marking-Mode

Configure ROHC compression for marked flows only.

**Type** 26

**Syntax** Enumerated Integer. Supports the following value(s):

- False = 0
- True = 1

**Length** 4

**Vendor ID** 8164

**VSA Type** 195

## SN1-ROHC-Mode

Sets the mode of operation for Robust Header Compression for IP.

**Syntax** Enumerated Integer. Supports the following value(s):

- Reliable = 0



- Optimistic = 1
- Unidirectional = 2

**Length** 4

**Type** 26

**Vendor ID** 8164

**VSA Type** 151

## SN1-ROHC-Profile-Name

Specifies the ROHC profile name to use for the subscriber.

**Type** 26

**Syntax** String

**Length** 1-64

**Vendor ID** 8164

**VSA Type** 238

## SN1-Routing-Area-Id

For GGSN calls this indicates the Routing Area ID of the subscriber.

**Syntax** Opaque Value

**Length** 3

**Type** 26

**Vendor ID** 8164

**VSA Type** 249

## SN1-Rulebase

When the session is active charging enabled, Rulebase name will specify one of the pre configured ECSv2 rulebases in active charging subsystem.

**Syntax** String

**Length** 1-64

**Type** 26

**Vendor ID** 8164

**VSA Type** 250

## SN1-Secondary-DCCA-Peer

This attribute indicates the name of the Secondary DCCA peer and Secondary DCCA realm.

**Syntax** String

**Length** 1-192

**Type** 26

**Vendor ID** 8164

**VSA Type** 224

## SN1-Secondary-DNS-Server

This attribute indicates the IP address of the secondary DNS server that should be used for the session.

**Syntax** IPv4 Address

**Length** 4

**Type** 26

**Vendor ID** 8164

**VSA Type** 6

## SN1-Secondary-NBNS-Server

Secondary NBNS Server IP Address.

**Syntax** IPv4 Address

**Length** 4

**Type** 26

**Vendor ID** 8164

**VSA Type** 149

## SN1-Service-Address

Used to send the bind IP address of the service in RADIUS messages.

**Syntax** IPv4 Address

**Length** 4

**Type** 26

**Vendor ID** 8164

**VSA Type** 169

## SN1-Service-Type

This attribute signifies the type that the user is accessing.

**Syntax** Enumerated Integer. Supports the following value(s):

- None = 0

- PDSN = 1
- Management = 2
- HA = 3
- GGSN = 4
- LNS = 5
- IPSG = 6
- CSCF = 7
- ASNGW = 8
- PDIF = 9
- STANDALONE\_FA = 10
- SGSN = 11
- PHSGW = 12
- EPDG = 13
- MIPV6HA = 14
- PGW = 15
- SGW = 16
- FNG = 17
- MSEG = 18
- HNBGW = 19
- BNG = 20
- WSG = 21
- SAMOG = 22

**Length** 4

**Type** 26

**Vendor ID** 8164

**VSA Type** 24

## SN1-Simultaneous-SIP-MIP

This attribute indicates if a PDSN Subscriber can simultaneously be given Simple IP and Mobile IP service.

**Syntax** Enumerated Integer. Supports the following value(s):

- Disabled = 0
- Enabled = 1

**Length** 4

**Type** 26

**Vendor ID** 8164

**VSA Type** 22

## SN1-Subs-Acc-Flow-Traffic-Valid

This attribute indicates the subscriber account flow traffic is valid.

**Type** 26

**Syntax** Enumerated Integer. Supports the following value(s):

- Disable = 0
- Enable = 1

**Length** 4

**Vendor ID** 8164

**VSA Type** 225

## SN1-Subscriber-Accounting

This attribute specifically enables or disables subscriber accounting. Note that if enabled, subscriber accounting still needs to be enabled in the subscriber's AAA context for accounting to be performed.

**Syntax** Enumerated Integer. Supports the following value(s):

- None = 0
- Radius = 1
- GTPP = 2

**Length** 4

**Type** 26

**Vendor ID** 8164

**VSA Type** 64

## SN1-Subscriber-Acct-Interim

This attribute specifies if accounting INTERIM messages are enabled for the subscriber. Note that accounting must also be globally enabled for the subscriber (SN-Subscriber-Accounting), and enabled for the subscriber's AAA context (along with a specific INTERIM interval), if accounting INTERIM messages are to be sent.

**Syntax** Enumerated Integer. Supports the following value(s):

- Normal = 0
- Suppress = 1

**Length** 4  
**Type** 26  
**Vendor ID** 8164  
**VSA Type** 70

## SN1-Subscriber-Acct-Mode

SN1-Subscriber-Acct-Mode

**Syntax** Enumerated Integer. Supports the following value(s):

- flow-based-auxilliary = 0
- flow-based-all = 1
- flow-based-none = 2
- session-based = 3
- main-a10-only = 4

**Length** 4  
**Type** 26  
**Vendor ID** 8164  
**VSA Type** 192

## SN1-Subscriber-Acct-Rsp-Action

When this attribute is set to None, there is no action taken while waiting for a response for the accounting start message from the RADIUS server. When this attribute is set to No-Early-PDUs the system buffers all packets from the user (uplink) until a response for the accounting start message is received from the RADIUS server. When set to Delay\_GTP\_Response, the system does not send a GTP create response to the GGSN until a response for the accounting start message is received from the RADIUS server.

**Syntax** Enumerated Integer. Supports the following value(s):

- None = 0
- No\_Early\_PDUs = 1
- Delay\_GTP\_Response = 2

**Length** 4  
**Type** 26  
**Vendor ID** 8164  
**VSA Type** 100

## SN1-Subscriber-Acct-Start

This attribute specifies if accounting START messages are enabled for the subscriber. Note that accounting must also be globally enabled for the subscriber (SN-Subscriber-Accounting), and enabled for the subscriber's AAA context, if accounting START messages are to be sent.

**Syntax** Enumerated Integer. Supports the following value(s):

- Normal = 0
- Suppress = 1

**Length** 4

**Type** 26

**Vendor ID** 8164

**VSA Type** 69

## SN1-Subscriber-Acct-Stop

This attribute specifies if accounting STOP messages are enabled for the subscriber. Note that accounting must also be globally enabled for the subscriber (SN-Subscriber-Accounting), and enabled for the subscriber's AAA context, if accounting STOP messages are to be sent.

**Syntax** Enumerated Integer. Supports the following value(s):

- Normal = 0
- Suppress = 1

**Length** 4

**Type** 26

**Vendor ID** 8164

**VSA Type** 71

## SN1-Subscriber-Class

Customer-requested attribute for supporting specific behavior for their subscriber billing.

**Syntax** Enumerated Integer. Supports the following value(s):

- Normal\_Subscriber = 0
- Ting\_100 = 1
- Ting\_500 = 2
- Ting\_Buddy = 3
- Ting\_Star = 4
- Ting\_Nolimit\_SMS = 5
- Kids\_Locator = 6

- Ting\_2000 = 7
- Handicapped\_Welfare = 8
- Reserved = 9

**Length** 4

**Type** 26

**Vendor ID** 8164

**VSA Type** 219

## SN1-Subscriber-Dormant-Activity

This attribute specifies whether to treat dormant packets routed to the mobile as activity for idle timeout purposes. The default is Enabled. Disabled means dormant packets routed to the mobile are not treated as activity for idle timeout purposes.

**Syntax** Enumerated Integer. Supports the following value(s):

- Disabled = 0
- Enabled = 1

**Length** 4

**Type** 26

**Vendor ID** 8164

**VSA Type** 66

## SN1-Subscriber-IP-Hdr-Neg-Mode

This attribute specifies whether to wait for (detect) IP header compression to be requested by the mobile before responding, or not to wait (force). Force is the default.

**Syntax** Enumerated Integer. Supports the following value(s):

- Force = 0
- Detect = 1

**Length** 4

**Type** 26

**Vendor ID** 8164

**VSA Type** 67

## SN1-Subscriber-IP-TOS-Copy

This attribute enables copying of TOS bits from outer IP headers into inner tunneled IP headers. The default is Both.

**Syntax** Enumerated Integer. Supports the following value(s):

- None = 0
- Access-Tunnel = 1
- Data-Tunnel = 2
- Both = 3

**Length** 4

**Type** 26

**Vendor ID** 8164

**VSA Type** 85

## SN1-Subscriber-NextHop-Address

This attribute specifies the nexthop gateway address to be returned by AAA on a per subscriber basis.

**Syntax** IPv4 Address

**Length** 4

**Type** 26

**Vendor ID** 8164

**VSA Type** 127

## SN1-Subscriber-No-Interims

This is a GGSN specific attribute. When set to 0 (disabled) interim accounting is generated. When set to 1 (enabled) interim accounting generation is disabled.

**Syntax** Enumerated Integer. Supports the following value(s):

- Disabled = 0
- Enabled = 1

**Length** 4

**Type** 26

**Vendor ID** 8164

**VSA Type** 133

## SN1-Subscriber-Permission

This attribute indicates the services allowed to be delivered to the subscriber. The attribute value is a bit field, and many algorithms can be specified to indicate that one of these may be chosen by the user.

**Syntax** Enumerated Integer. Supports the following value(s):

- None = 0



- Simple-IP = 1
- Mobile-IP = 2
- Simple-IP-Mobile-IP = 3
- HA-Mobile-IP = 4
- Simple-IP-HA-Mobile-IP = 5
- Mobile-IP-HA-Mobile-IP = 6
- SIP-MIP-HA-MIP = 7
- GGSN-PDP-TYPE-IP = 0x08
- GGSN-PDP-TYPE-PPP = 0x10
- Network-Mobility = 0x20
- FA-HA-NEMO = 0x26
- Pmipv6-interception = 0x40
- HA-Mobile-Pmipv6 = 0x44
- FA-HA-Mobile-Pmipv6 = 0x46
- All = 0x7F

**Length** 4

**Type** 26

**Vendor ID** 8164

**VSA Type** 20

## SN1-Subscriber-Template-Name

RADIUS returned subscriber template.

**Type** 26

**Syntax** String

**Length** 1-127

**Vendor ID** 8164

**VSA Type** 158

## SN1-Subs-IMS-SA-Service-Name

IMS Authorization Service name.

**Type** 26

**Syntax** String

**Length** 1-128

**Vendor ID** 8164

**VSA Type** 159

## SN1-Subs-VJ-Slotid-Cmp-Neg-Mode

Enable/Disable slotid compression in either direction when using VJ compression.

**Type** 26

**Syntax** Enumerated Integer. Supports the following value(s):

- None = 0
- Receive = 1
- Transmit = 2
- Both = 3

**Length** 4

**Vendor ID** 8164

**VSA Type** 221

## SN1-Tp-Dnlk-Burst-Size

This attribute specifies the Traffic Policing downlink burst size in bytes.

**Syntax** Unsigned Integer

**Length** 4

**Type** 26

**Vendor ID** 8164

**VSA Type** 76

## SN1-Tp-Dnlk-Committed-Data-Rate

This attribute specifies the Traffic Policing downlink committed data rate in bps.

**Syntax** Unsigned Integer

**Length** 4

**Type** 26

**Vendor ID** 8164

**VSA Type** 74

## SN1-Tp-Dnlk-Exceed-Action

This attribute specifies the action to take on Traffic Policing downlink packets that exceed the committed-data-rate but do not violate the peak-data-rate.

**Syntax** Enumerated Integer. Supports the following value(s):

- Transmit = 0
- Drop = 1
- Lower-IP-Precedence = 2
- Buffer = 3
- Transmit-On-Buffer-Full = 4

**Length** 4

**Type** 26

**Vendor ID** 8164

**VSA Type** 77

## SN1-Tp-Dnlk-Peak-Data-Rate

This attribute specifies the Traffic Policing downlink peak data rate in bps.

**Syntax** Unsigned Integer

**Length** 4

**Type** 26

**Vendor ID** 8164

**VSA Type** 75

## SN1-Tp-Dnlk-Violate-Action

This attribute specifies the action to take on Traffic Policing downlink packets that exceed both the committed-data-rate and the peak-data-rate.

**Syntax** Enumerated Integer. Supports the following value(s):

- Transmit = 0
- Drop = 1
- Lower-IP-Precedence = 2
- Buffer = 3
- Transmit-On-Buffer-Full = 4

**Length** 4

**Type** 26

**Vendor ID** 8164

**VSA Type** 78

## SN1-Tp-Uplk-Burst-Size

This attribute specifies the Traffic Policing uplink burst size in bytes.

**Syntax** Unsigned Integer

**Length** 4

**Type** 26

**Vendor ID** 8164

**VSA Type** 82

## SN1-Tp-Uplk-Committed-Data-Rate

This attribute specifies the Traffic Policing uplink committed data rate in bps.

**Syntax** Unsigned Integer

**Length** 4

**Type** 26

**Vendor ID** 8164

**VSA Type** 80

## SN1-Tp-Uplk-Exceed-Action

This attribute specifies the action to take on Traffic Policing uplink packets that exceed the committed-data-rate but do not violate the peak-data-rate.

**Syntax** Enumerated Integer. Supports the following value(s):

- Transmit = 0
- Drop = 1
- Lower-IP-Precedence = 2
- Buffer = 3
- Transmit-On-Buffer-Full = 4

**Length** 4

**Type** 26

**Vendor ID** 8164

**VSA Type** 83

## SN1-Tp-Uplk-Peak-Data-Rate

This attribute specifies the Traffic Policing uplink peak data rate in bps.

**Syntax** Unsigned Integer

**Length** 4

**Type** 26

**Vendor ID** 8164

**VSA Type** 81

## SN1-Tp-Uplk-Violate-Action

This attribute specifies the action to take on Traffic Policing uplink packets that exceed both the committed-data-rate and the peak-data-rate.

**Syntax** Enumerated Integer. Supports the following value(s):

- Transmit = 0
- Drop = 1
- Lower-IP-Precedence = 2
- Buffer = 3
- Transmit-On-Buffer-Full = 4

**Length** 4

**Type** 26

**Vendor ID** 8164

**VSA Type** 84

## SN1-Traffic-Group

This attribute is used to assign a tag to an FA or a group of FAs, so that traffic policy can be enforced based on the tag value.

**Syntax** Unsigned Integer

**Length** 2

**Type** 26

**Vendor ID** 8164

**VSA Type** 161

## SN1-Transparent-Data

This attribute is used by RADIUS to provide Global Title information for the GGSN to use in CDRs and Quota Auth.

**Syntax** Opaque Value

**Length** 1-247

**Type** 26

**Vendor ID** 8164

**VSA Type** 247

## SN1-Tun-Addr-Policy

Describes IP address validation policy for non L2TP tunneled calls.

**Syntax** Enumerated Integer. Supports the following value(s):

- no-local-alloc-validate = 0
- local-alloc = 1
- local-alloc-validate = 2

**Length** 4

**Type** 26

**Vendor ID** 8164

**VSA Type** 156

## SN1-Tunnel-Gn

Used to enable/disable Gn interface from PDG/TTG to GGSN.

**Syntax** Enumerated Integer. Supports the following value(s):

- Disabled = 0
- Enabled = 1

**Length** 4

**Type** 26

**Vendor ID** 8164

**VSA Type** 174

## SN1-Tunnel-ISAKMP-Crypto-Map

This attribute specifies the system-defined crypto map to use for the subscriber's Mobile-IP connection, when IPsec is used to protect the Mobile-IP connection. This attribute is salt-encrypted.

**Syntax** String

**Length** 1-128

**Type** 26

**Vendor ID** 8164

**VSA Type** 38

## SN1-Tunnel-ISAKMP-Secret

This attribute specifies the secret to use for IKE.

**Syntax** String

**Length** 1-128

**Type** 26

**Vendor ID** 8164

**VSA Type** 39

## SN1-Tunnel-Load-Balancing

Specifies the load-balancing algorithm to use when tunneling is employed.

**Syntax** Enumerated Integer. Supports the following value(s):

- random = 1
- balanced = 2
- prioritized = 3

**Length** 4

**Type** 26

**Vendor ID** 8164

**VSA Type** 27

## SN1-Tunnel-Password

This attribute contains a secret for tunneling usage. Currently this is only used for L2TP. It is recommended that if your RADIUS server supports salt-encryption of attributes, that you use the Tunnel-Password attribute instead.

**Syntax** Opaque Value

**Length** 1-240

**Type** 26

**Vendor ID** 8164

**VSA Type** 26

## SN1-Unclassify-List-Name

SN1-Unclassify-List-Name.

**Syntax** String

**Length** 1-32

**Type** 26

**Vendor ID** 8164

**VSA Type** 132

## SN1-Virtual-APN-Name

This attribute indicates the virtual APN name.

**Syntax** Opaque Value

**Length** 1-64

**Type** 26

**Vendor ID** 8164

**VSA Type** 94

## SN1-Visiting-Behavior

This attribute specifies the configuration for the behavior bits settings for a visiting subscriber in an APN.

**Syntax** Unsigned Integer

**Length** 4

**Type** 26

**Vendor ID** 8164

**VSA Type** 120

## SN1-Visiting-Profile

This attribute specifies the configuration for the profile bits settings for a visiting subscriber in an APN.

**Syntax** Unsigned Integer

**Length** 4

**Type** 26

**Vendor ID** 8164

**VSA Type** 117

## SN1-Visiting-Sub-Use-GGSN

This attribute configures GGSN to accept GGSN's charging characteristics for visiting subscribers defined for the APN.

**Syntax** Enumerated Integer. Supports the following value(s):

- Deny = 0
- Accept = 1

**Length** 4



**Type** 26

**Vendor ID** 8164

**VSA Type** 107

## SN1-Voice-Push-List-Name

SN1-Voice-Push-List-Name.

**Syntax** String

**Length** 1-32

**Type** 26

**Vendor ID** 8164

**VSA Type** 131

## SN1-VPN-ID

This attribute indicates the Destination VPN of the user, specified by a 32-bit identifier.

**Syntax** Unsigned Integer

**Length** 4

**Type** 26

**Vendor ID** 8164

**VSA Type** 1

## SN1-VPN-Name

This attribute indicates the name of the user's destination VPN.

**Syntax** String

**Length** 1-253

**Type** 26

**Vendor ID** 8164

**VSA Type** 2

## SN1-VRF-Name

This attribute specifies the IP VRF context to distinguish the RADIUS accounting feeds per enterprise.

**Syntax** String

**Length** 1-63

**Type** 26

**Vendor ID** 8164

VSA Type 242

## SNA1-PPP-Unfr-data-In-Gig

This attribute contains the total number of PPP gigawords without framing sent for the subscriber's session. When combined with the attribute SNA-PPP-Unfr-data-In-Oct, a 64-bit value can be formed which is the total number of PPP octets without framing sent for the subscriber's session.

**Syntax** Unsigned Integer

**Length** 4

**Type** 26

**Vendor ID** 8164

**VSA Type** 202

## SNA1-PPP-Unfr-data-In-Oct

This attribute contains the total number of PPP octets without framing sent for the user's session.

**Syntax** Unsigned Integer

**Length** 4

**Type** 26

**Vendor ID** 8164

**VSA Type** 200

## SNA1-PPP-Unfr-data-Out-Gig

This attribute contains the total number of PPP octets without framing received for the user's session. When combined with the attribute SNA-PPP-Unfr-data-In-Oct, a 64-bit value can be formed which is the total number of PPP octets without framing received for the subscriber's session.

**Syntax** Unsigned Integer

**Length** 4

**Type** 26

**Vendor ID** 8164

**VSA Type** 203

## SNA1-PPP-Unfr-data-Out-Oct

This attribute contains the total number of PPP octets without framing received for the user's session.

**Syntax** Unsigned Integer

**Length** 4

**Type** 26

**Vendor ID** 8164

**VSA Type** 201

## SN-Access-link-IP-Frag

This attribute specifies what to do when data received for the subscriber on the Access link that needs to be fragmented and the DF bit is either set or unset. The default is Normal.

**Syntax** Enumerated Integer. Supports the following value(s):

- Normal = 0
- DF-Ignore = 1
- DF-Fragment-ICMP-Notify = 2

**Length** 4

**Type** 26

**Vendor ID** 8164

**VSA Type** 63

## SN-Acct-Input-Giga-Dropped

This attribute contains the number of input gigawords dropped if the number of input bytes is greater than  $2^{32} - 1$ .

**Type** 26

**Syntax** Unsigned Integer

**Length** 4

**Vendor ID** 8164

**VSA Type** 230

## SN-Acct-Input-Octets-Dropped

This attribute indicates how many octets received have been dropped in the PPP session. Since the value field is 32 bits, it is possible that the number of octets will exceed the 32-bit field length. If this happens, this attribute will "wrap" back to 0. Each time the "wrap" occurs, the SN-Acct-Input-Giga-Dropped attribute will be incremented.

**Type** 26

**Syntax** Unsigned Integer

**Length** 4

**Vendor ID** 8164

**VSA Type** 228

## SN-Acct-Input-Packets-Dropped

This attribute indicates how many PPP packets received have been dropped during the session.

**Type** 26

**Syntax** Unsigned Integer

**Length** 4

**Vendor ID** 8164

**VSA Type** 226

## SN-Acct-Output-Giga-Dropped

This attribute contains the number of output gigawords dropped if the number of output bytes is greater than  $2^{32} - 1$ .

**Type** 26

**Syntax** Unsigned Integer

**Length** 4

**Vendor ID** 8164

**VSA Type** 231

## SN-Acct-Output-Octets-Dropped

This attribute indicates how many octets have been dropped in the PPP session. Since the value field is 32 bits, it is possible that the number of octets will exceed the 32-bit field length. If this happens, this attribute will "wrap" back to 0. Each time the "wrap" occurs, the SN-Acct-Output-Giga-Dropped attribute will be incremented.

**Type** 26

**Syntax** Unsigned Integer

**Length** 4

**Vendor ID** 8164

**VSA Type** 229

## SN-Acct-Output-Packets-Dropped

This attribute indicates how many output PPP packets have been dropped during the session.

**Type** 26

**Syntax** Unsigned Integer

**Length** 4

**Vendor ID** 8164

**VSA Type** 227

## SN-Acs-Credit-Control-Group

This attribute contains the Diameter Credit Control Group name. It is used to send the Credit Control Group name from APN config to the ACS module.

**Syntax** String

**Length** 1-63

**Type** 26

**Vendor ID** 8164

**VSA Type** 301

## SN-Admin-Expiry

This attribute contains the date/time the administrative user account expires. It is an integer value specifying the number of seconds since the UNIX epoch at which time the account will expire.

**Syntax** Integer

**Length** 4

**Type** 26

**Vendor ID** 8164

**VSA Type** 72

## SN-Admin-Permission

This attribute indicates the services allowed to be delivered to the administrative user. The attribute value is a bit field, and many algorithms can be specified to indicate that one of these may be chosen by the user.

**Syntax** Enumerated Integer. Supports the following value(s):

- None = 0
- CLI = 1
- FTP = 2
- CLI-FTP = 3
- Intercept = 4
- CLI-Intercept = 5
- CLI-Intercept-FTP = 7
- ECS = 8
- CLI-ECS = 9
- CLI-FTP-ECS = 11
- CLI-Intercept-ECS = 13
- CLI-Intercept-FTP-ECS = 15 NoCons = 16

- CLI-NoCons = 17
- FTP-NoCons = 18
- CLI-FTP-NoCons = 19
- Intercept-NoCons = 20
- CLI-Intercept-NoCons = 21
- CLI-Intercept-FTP-NoCons = 23
- ECS-NoCons = 24
- CLI-ECS-NoCons = 25
- CLI-FTP-ECS-NoCons = 27
- CLI-Intercept-ECS-NoCons = 29
- CLI-Intercept-FTP-ECS-NoCons = 31

**Length** 4

**Type** 26

**Vendor ID** 8164

**VSA Type** 21

## SNA-Input-Gigawords

This attribute contains the total number of input gigawords.

**Syntax** Unsigned Integer

**Length** 4

**Type** 26

**Vendor ID** 8164

**VSA Type** 206

## SNA-Input-Octets

**Syntax** Unsigned Integer

**Length** 4

**Type** 26

**Vendor ID** 8164

**VSA Type** 204

## SN-ANID

This attribute contains the Access Network ID.

**Syntax** Opaque Value

**Length** 10

**Type** 26

**Vendor ID** 5535

**VSA Type** 178

## SNA-Output-Gigawords

This attribute contains the total number of output gigawords.

**Syntax** Unsigned Integer

**Length** 4

**Type** 26

**Vendor ID** 8164

**VSA Type** 207

## SNA-Output-Octets

**Syntax** Unsigned Integer

**Length** 4

**Type** 26

**Vendor ID** 8164

**VSA Type** 205

## SNA-PPP-Bad-Addr

This attribute contains the total number of frames received with bad address field in the HDLC header field, for the user's PPP session.

**Syntax** Unsigned Integer

**Length** 4

**Type** 26

**Vendor ID** 8164

**VSA Type** 1011

## SNA-PPP-Bad-Ctrl

This attribute contains the total number of frames received with bad control field in the HDLC header field, for the user's PPP session.

**Syntax** Unsigned Integer

**Length** 4

**Type** 26

**Vendor ID** 8164

**VSA Type** 1012

## SNA-PPP-Bad-FCS

This attribute contains the number of frames received, for the user's PPP session, with bad FCS.

**Syntax** Unsigned Integer

**Length** 4

**Type** 26

**Vendor ID** 8164

**VSA Type** 1014

## SNA-PPP-Ctrl-Input-Octets

This attribute contains the number of PPP Control Octets received for the user's PPP session.

**Syntax** Unsigned Integer

**Length** 4

**Type** 26

**Vendor ID** 8164

**VSA Type** 1001

## SNA-PPP-Ctrl-Input-Packets

This attribute contains the number of PPP Control packets received for the user's PPP session.

**Syntax** Unsigned Integer

**Length** 4

**Type** 26

**Vendor ID** 8164

**VSA Type** 1003

## SNA-PPP-Ctrl-Output-Octets

This attribute contains the number of PPP Control Octets sent to the user during the user's PPP session.

**Syntax** Unsigned Integer

**Length** 4

**Type** 26

**Vendor ID** 8164



VSA Type 1002

## SNA-PPP-Ctrl-Output-Packets

This attribute contains the number of PPP Control packets sent to the user during the user's PPP session.

**Syntax** Unsigned Integer

**Length** 4

**Type** 26

**Vendor ID** 8164

VSA Type 1004

## SNA-PPP-Discards-Input

This attribute contains the number of PPP input frames that were discarded during the user's PPP session.

**Syntax** Unsigned Integer

**Length** 4

**Type** 26

**Vendor ID** 8164

VSA Type 1007

## SNA-PPP-Discards-Output

This attribute contains the number of PPP output frames that were discarded during the user's PPP session.

**Syntax** Unsigned Integer

**Length** 4

**Type** 26

**Vendor ID** 8164

VSA Type 1008

## SNA-PPP-Echo-Req-Input

This attribute contains the number of LCP echo packets received, for the user's PPP session.

**Syntax** Unsigned Integer

**Length** 4

**Type** 26

**Vendor ID** 8164

VSA Type 1015

## SNA-PPP-Echo-Req-Output

This attribute contains the number of LCP echo packets sent, for the user's PPP session.

**Syntax** Unsigned Integer

**Length** 4

**Type** 26

**Vendor ID** 8164

**VSA Type** 1016

## SNA-PPP-Echo-Rsp-Input

This attribute contains the number of LCP echo response packets received, for the user's PPP session.

**Syntax** Unsigned Integer

**Length** 4

**Type** 26

**Vendor ID** 8164

**VSA Type** 1017

## SNA-PPP-Echo-Rsp-Output

This attribute contains the number of LCP echo response packets sent, for the user's PPP session.

**Syntax** Unsigned Integer

**Length** 4

**Type** 26

**Vendor ID** 8164

**VSA Type** 1018

## SNA-PPP-Errors-Input

This attribute contains the number of PPP input de-framing errors for the user's PPP session.

**Syntax** Unsigned Integer

**Length** 4

**Type** 26

**Vendor ID** 8164

**VSA Type** 1009

## SNA-PPP-Errors-Output

This attribute contains the number of PPP output framing errors for the user's PPP session.

**Syntax** Unsigned Integer

**Length** 4

**Type** 26

**Vendor ID** 8164

**VSA Type** 1010

## SNA-PPP-Framed-Input-Octets

This attribute contains the number of PPP octets received (without framing overhead) for the user's PPP session.

**Syntax** Unsigned Integer

**Length** 4

**Type** 26

**Vendor ID** 8164

**VSA Type** 1005

## SNA-PPP-Framed-Output-Octets

This attribute contains the number of PPP octets sent (without framing overhead) to the user during the user's PPP session.

**Syntax** Unsigned Integer

**Length** 4

**Type** 26

**Vendor ID** 8164

**VSA Type** 1006

## SNA-PPP-Packet-Too-Long

This attribute contains the total number of frames received, for the user's PPP session, that exceeds the MTU of the interface.

**Syntax** Unsigned Integer

**Length** 4

**Type** 26

**Vendor ID** 8164

**VSA Type** 1013

## SNA-PPP-Unfr-data-In-Gig

**Syntax** Unsigned Integer

**Length** 4

**Type** 26

**Vendor ID** 8164

**VSA Type** 202

## SNA-PPP-Unfr-data-In-Oct

This attribute contains the total number of PPP octets without framing sent for the user's session.

**Syntax** Unsigned Integer

**Length** 4

**Type** 26

**Vendor ID** 8164

**VSA Type** 200

## SNA-PPP-Unfr-data-Out-Gig

**Syntax** Unsigned Integer

**Length** 4

**Type** 26

**Vendor ID** 8164

**VSA Type** 203

## SNA-PPP-Unfr-data-Out-Oct

This attribute contains the total number of PPP octets without framing received for the user's session.

**Syntax** Unsigned Integer

**Length** 4

**Type** 26

**Vendor ID** 8164

**VSA Type** 201

## SNA-RPRAK-Rcvd-Acc-Ack

This attribute contains the total number of A11 registration ACK accepted for the user's session.

**Syntax** Unsigned Integer

**Length** 4

**Type** 26

**Vendor ID** 8164

VSA Type 1028

## SNA-RPRAK-Rcvd-Mis-ID

This attribute contains the total number of A11 registration ACK messages received with ID-mismatch for the user's session.

**Syntax** Unsigned Integer

**Length** 4

**Type** 26

**Vendor ID** 8164

VSA Type 1030

## SNA-RPRAK-Rcvd-Msg-Auth-Fail

This attribute contains the total number of message auth failures for A11 registration ACK messages for the user's session.

**Syntax** Unsigned Integer

**Length** 4

**Type** 26

**Vendor ID** 8164

VSA Type 1029

## SNA-RPRAK-Rcvd-Total

This attribute contains the total number of A11 registration ACK received for the user's session.

**Syntax** Unsigned Integer

**Length** 4

**Type** 26

**Vendor ID** 8164

VSA Type 1027

## SNA-RP-Reg-Reply-Sent-Acc-Dereg

This attribute contains the number of Accept A11 registration replies sent for the user's session.

**Syntax** Unsigned Integer

**Length** 4

**Type** 26

**Vendor ID** 8164

VSA Type 1033

## SNA-RP-Reg-Reply-Sent-Acc-Reg

This attribute contains the number of Accept A11 registration replies sent for the user's session.

**Syntax** Unsigned Integer

**Length** 4

**Type** 26

**Vendor ID** 8164

**VSA Type** 1032

## SNA-RP-Reg-Reply-Sent-Bad-Req

This attribute contains the number of A11 registration replies sent for bad requests for the user's session.

**Syntax** Unsigned Integer

**Length** 4

**Type** 26

**Vendor ID** 8164

**VSA Type** 1034

## SNA-RP-Reg-Reply-Sent-Denied

This attribute contains the number of denied A11 registration replies sent for the user's session.

**Syntax** Unsigned Integer

**Length** 4

**Type** 26

**Vendor ID** 8164

**VSA Type** 1035

## SNA-RP-Reg-Reply-Sent-Mis-ID

This attribute contains the number of A11 registration replies sent for mismatched ID for the user's session.

**Syntax** Unsigned Integer

**Length** 4

**Type** 26

**Vendor ID** 8164

**VSA Type** 1036

## SNA-RP-Reg-Reply-Sent-Send-Err

This attribute contains the number of A11 registration replies sent with send errors for the user's session.

**Syntax** Unsigned Integer

**Length** 4

**Type** 26

**Vendor ID** 8164

**VSA Type** 1037

## SNA-RP-Reg-Reply-Sent-Total

This attribute contains the total number A11 registration replies sent for the user's session.

**Syntax** Unsigned Integer

**Length** 4

**Type** 26

**Vendor ID** 8164

**VSA Type** 1031

## SNA-RP-Reg-Upd-Re-Sent

This attribute contains the total number of A11 registration update re-sent for the user's session.

**Syntax** Unsigned Integer

**Length** 4

**Type** 26

**Vendor ID** 8164

**VSA Type** 1039

## SNA-RP-Reg-Upd-Send-Err

This attribute contains the total number of A11 registration update send errors for the user's session.

**Syntax** Unsigned Integer

**Length** 4

**Type** 26

**Vendor ID** 8164

**VSA Type** 1040

## SNA-RP-Reg-Upd-Sent

This attribute contains the total number of A11 registration update sent for the user's session.

**Syntax** Unsigned Integer

**Length** 4

**Type** 26

**Vendor ID** 8164

**VSA Type** 1038

## SNA-RPRRQ-Rcvd-Acc-Dereg

This attribute contains the number of A11 De-registration Requests accepted for the user's session.

**Syntax** Unsigned Integer

**Length** 4

**Type** 26

**Vendor ID** 8164

**VSA Type** 1021

## SNA-RPRRQ-Rcvd-Acc-Reg

This attribute contains the number of A11 Registration Requests accepted for the user's session.

**Syntax** Unsigned Integer

**Length** 4

**Type** 26

**Vendor ID** 8164

**VSA Type** 1020

## SNA-RPRRQ-Rcvd-Badly-Formed

This attribute contains the number of badly formed A11 registration requests received for the user's session.

**Syntax** Unsigned Integer

**Length** 4

**Type** 26

**Vendor ID** 8164

**VSA Type** 1024

## SNA-RPRRQ-Rcvd-Mis-ID

This attribute contains the number of A11 registration requests received with ID-mismatch for the user's session.

**Syntax** Unsigned Integer

**Length** 4

**Type** 26



**Vendor ID** 8164

**VSA Type** 1023

## SNA-RPRRQ-Rcvd-Msg-Auth-Fail

This attribute contains the number of message authentication failures for A11 registration requests for the user's session.

**Syntax** Unsigned Integer

**Length** 4

**Type** 26

**Vendor ID** 8164

**VSA Type** 1022

## SNA-RPRRQ-Rcvd-T-Bit-Not-Set

This attribute contains the number of A11 registration requests received with T-Bit not set for the user's session.

**Syntax** Unsigned Integer

**Length** 4

**Type** 26

**Vendor ID** 8164

**VSA Type** 1026

## SNA-RPRRQ-Rcvd-Total

This attribute contains the number of A11 Registration Requests received for the user's session.

**Syntax** Unsigned Integer

**Length** 4

**Type** 26

**Vendor ID** 8164

**VSA Type** 1019

## SNA-RPRRQ-Rcvd-VID-Unsupported

This attribute contains the number of A11 registration requests received with an unsupported Vendor ID for the user's session.

**Syntax** Unsigned Integer

**Length** 4

**Type** 26

**Vendor ID** 8164

**VSA Type** 1025

## SN-Assigned-VLAN-ID

This attribute contains the Assigned VLAN ID.

**Syntax** Unsigned Integer

**Length** 4

**Type** 26

**Vendor ID** 8164

**VSA Type** 152

## SN-Authorised-Qos

This attribute contains the authorized QoS.

**Syntax** Authorised-Qos

**Type** 26

**Vendor ID** 8164

**VSA Type** 266

## SN-Bandwidth-Policy

This attribute contains the Traffic Policy value.

**Syntax** String

**Length** 1-63

**Type** 26

**Vendor ID** 8164

**VSA Type** 300

## SN-Call-Id

This attribute contains the Call ID.

**Syntax** Unsigned Integer

**Length** 4

**Type** 26

**Vendor ID** 8164

**VSA Type** 251

## SN-Cause-Code

This attribute includes the termination cause code value from IMS node.

**Syntax** Enumerated Integer. Supports the following value(s):

- Normal\_End\_Of\_Session = 0
- Successful\_Transaction = 1
- End\_Of\_Subscriber\_Dialog = 2
- 3XX\_Redirection = 3
- 4XX\_Request\_Failure = 4
- 5XX\_Server\_Failure = 5
- 6XX\_Global\_Failure = 6
- Unspecified\_Error = 7
- Unsuccessful\_Session\_Setup = 8
- Internal\_Error = 9

**Length** 4

**Type** 26

**Vendor ID** 8164

**VSA Type** 267

## SN-Cause-For-Rec-Closing

This attribute contains the GGSN Specific Record Closing Reason Value.

**Syntax** Unsigned Integer

**Length** 4

**Type** 26

**Vendor ID** 8164

**VSA Type** 139

## SN-CBB-Policy

This attribute contains the CBB policy name.

**Syntax** String

**Length** 1-63

**Type** 26

**Vendor ID** 8164

**VSA Type** 302

## SN-CF-Call-International

This attribute contains enable/disable config for CF call restriction and dialing permission for international calls.

**Syntax** Enumerated Integer. Supports the following value(s):

- Disable = 0
- Enable = 1

**Length** 4

**Type** 26

**Vendor ID** 8164

**VSA Type** 293

## SN-CF-Call-Local

This attribute contains enable/disable config for CF call restriction and dialing permission for local calls.

**Syntax** Enumerated Integer. Supports the following value(s):

- Disable = 0
- Enable = 1

**Length** 4

**Type** 26

**Vendor ID** 8164

**VSA Type** 291

## SN-CF-Call-LongDistance

This attribute contains enable/disable config for CF call restriction and dialing permission for long distance calls.

**Syntax** Enumerated Integer. Supports the following value(s):

- Disable = 0
- Enable = 1

**Length** 4

**Type** 26

**Vendor ID** 8164

**VSA Type** 292

## SN-CF-Call-Premium

This attribute contains enable/disable config for CF call restriction and dialing permission for premium calls.

**Syntax** Enumerated Integer. Supports the following value(s):

- Disable = 0
- Enable = 1

**Length** 4

**Type** 26

**Vendor ID** 8164

**VSA Type** 294

## SN-CF-Call-RoamingInternatnl

This attribute contains enable/disable config for CSCF call restriction and dialing permission - Roaming International call.

**Syntax** Enumerated Integer. Supports the following value(s):

- Disable = 0
- Enable = 1

**Length** 4

**Type** 26

**Vendor ID** 8164

**VSA Type** 298

## SN-CF-Call-Transfer

This attribute contains enable/disable config for CSCF call feature - call transfer.

**Syntax** Enumerated Integer. Supports the following value(s):

- Disable = 0
- Enable = 1

**Length** 4

**Type** 26

**Vendor ID** 8164

**VSA Type** 285

## SN-CF-Call-Waiting

This attribute contains enable/disable config for CSCF call feature - call waiting.

**Syntax** Enumerated Integer. Supports the following value(s):

- Disable = 0
- Enable = 1

**Length** 4

**Type** 26

**Vendor ID** 8164

**VSA Type** 284

## SN-CF-CId-Display-Blocked

This attribute contains enable/disable config for CSCF call feature - caller ID display blocked.

**Syntax** Enumerated Integer. Supports the following value(s):

- Disable = 0
- Enable = 1

**Length** 4

**Type** 26

**Vendor ID** 8164

**VSA Type** 283

## SN-CF-CId-Display

This attribute contains enable/disable config for CSCF call feature - caller ID display.

**Syntax** Enumerated Integer. Supports the following value(s):

- Disable = 0
- Enable = 1

**Length** 4

**Type** 26

**Vendor ID** 8164

**VSA Type** 282

## SN-CF-Follow-Me

This attribute contains URIs for CSCF call feature - follow me.

**Syntax** String

**Length** 0-255

**Type** 26

**Vendor ID** 8164

**VSA Type** 281

## SN-CF-Forward-Busy-Line

This attribute contains URI for CSCF call feature - forward busy line.

**Syntax** String

**Length** 0-255

**Type** 26

**Vendor ID** 8164

**VSA Type** 279

## SN-CF-Forward-No-Answer

This attribute contains URI for CSCF call feature - forward no answer.

**Syntax** String

**Length** 0-255

**Type** 26

**Vendor ID** 8164

**VSA Type** 278

## SN-CF-Forward-Not-Regd

This attribute contains URI for CSCF call feature - forward not registered.

**Syntax** String

**Length** 0-255

**Type** 26

**Vendor ID** 8164

**VSA Type** 280

## SN-CF-Forward-Unconditional

This attribute contains URI for CSCF call feature - forward unconditional.

**Syntax** String

**Length** 0-255

**Type** 26

**Vendor ID** 8164

**VSA Type** 277

## SN-CFPolicy-ID

This attribute contains the Content Filtering Policy ID.

**Syntax** Unsigned Integer

**Length** 4

**Type** 26

**Vendor ID** 8164

**VSA Type** 220

## SN-Change-Condition

The change condition that triggered this record for a GGSN session.

**Syntax** Enumerated Integer. Supports the following value(s):

- QOSCHANGE = 0
- TARIFFTIMECHANGE = 1
- SGSNCHANGE = 500

**Length** 4

**Type** 26

**Vendor ID** 8164

**VSA Type** 140

## SN-Charging-VPN-Name

The Charging Context Name for GGSN sessions.

**Syntax** String

**Length** 1-252

**Type** 26

**Vendor ID** 8164

**VSA Type** 137

## SN-Chrg-Char-Selection-Mode

SN-Chrg-Char-Selection-Mode

**Syntax** Unsigned Integer

**Length** 4

**Type** 26

**Vendor ID** 8164



VSA Type 138

## SN-Congestion-Mgmt-Policy

This attribute specifies the Congestion Management Policy.

**Syntax** String

**Length** 1-63

**Type** 26

**Vendor ID** 8164

VSA Type 315

## SN-Content-Disposition

This attribute indicates how the SIP message body or a message body part is to be interpreted.

**Syntax** String

**Length** 0-128

**Type** 26

**Vendor ID** 8164

VSA Type 272

## SN-Content-Length

This attribute contains size of the SIP message body.

**Syntax** Unsigned Integer

**Length** 4

**Type** 26

**Vendor ID** 8164

VSA Type 271

## SN-Content-Type

This attribute contains the media type of the SIP message body.

**Syntax** String

**Length** 0-128

**Type** 26

**Vendor ID** 8164

VSA Type 270

## SN-CR-International-Cid

Carrier ID for routing international calls.

**Syntax** Unsigned Integer

**Length** 4

**Type** 26

**Vendor ID** 8164

**VSA Type** 295

## SN-CR-LongDistance-Cid

Carrier ID for routing long distance calls.

**Syntax** Unsigned Integer

**Length** 4

**Type** 26

**Vendor ID** 8164

**VSA Type** 296

## SN-CSCF-App-Server-Info

This is a compound attribute and contains information about application servers.

**Type** 26

**Vendor ID** 8164

**VSA Type** 275

**Syntax** Compound. Contains the following sub-attribute(s).

### App-Server

Holds URL of the application server.

**Syntax** String

**Length** 1-128

**Type** 1

### AS-Called-Party-Address

Holds the called party addresses determined by the application server.

**Syntax** String

**Length** 1-128

**Type** 2

## SN-CSCF-Rf-SDP-Media-Components

This is a compound attribute for IMS SDP media components.

**Type** 26

**Vendor ID** 8164

**VSA Type** 273

**Syntax** Compound. Contains the following sub-attribute(s).

### Media-Name

Name of the media as available in the SDP data.

**Syntax** String

**Length** 0-128

**Type** 1

### Media-Description

Holds the attributes of the media as available in the SDP data.

**Syntax** SDP-Media-Description

**Type** 2

### Authorised-QoS

Holds the 3GPP Authorised QoS string.

**Syntax** String

**Length** 0-128

**Type** 3

### 3GPP-Charging-Id

This attribute specifies the 3GPP Charging Identifier.

**Syntax** String

**Length** 0-253

**Type** 4

### Access-Network-Charging-Identifier-Value

Holds the access network charging identifier value.

**Syntax** Opaque Value

**Length** 1-256

**Type** 5

## SN-Cscf-Subscriber-Ip-Address

This attribute contains the IP address of subscriber, used for early IMS authentication procedures.

**Syntax** IPv4 Address

**Length** 4

**Type** 26

**Vendor ID** 8164

**VSA Type** 287

## SN-Customer-ID

This attribute contains the internal Customer-ID.

**Syntax** Opaque Value

**Length** 1-32

**Type** 26

**Vendor ID** 8164

**VSA Type** 325

## SN-Data-Tunnel-Ignore-DF-Bit

This attribute specifies if the PDSN/FA or HA should ignore the DF bit in the IPv4 header when encapsulating the IPv4 packet in MIP, and therefore fragmenting the resulting tunneled packet if necessary. The default is not to ignore the DF bit.

**Syntax** Enumerated Integer. Supports the following value(s):

- Disabled = 0
- Enabled = 1

**Length** 4

**Type** 26

**Vendor ID** 8164

**VSA Type** 49

## SN-DHCP-Lease-Expiry-Policy

This attribute specifies whether to renew or disconnect on expiry of IP address lease time.

**Type** 26

**Syntax** Enumerated Integer. Supports the following value(s):

- auto-renew = 0
- disconnect = 1

**Length** 4

**Vendor ID** 8164

**VSA Type** 157

## SN-DHCP-Options

Specific information to be sent from the DHCP server to the client.

**Syntax** Opaque Value

**Length** 1-245

**Type** 26

**Vendor ID** 8164

**VSA Type** 309

## SN-Direction

ROHC protocol control that specifies in which direction to enable Robust Header Compression (ROHC).

**Syntax** Enumerated Integer. Supports the following value(s):

- Any = 0
- Uplink = 1
- Downlink = 2

**Length** 4

**Type** 26

**Vendor ID** 8164

**VSA Type** 153

## SN-Disconnect-Reason

This attribute indicates the reason the user was disconnected from service.

**Syntax** Enumerated Integer. Supports the following value(s):

- Not-Defined = 0
- Admin-Disconnect = 1
- Remote-Disconnect = 2
- Local-Disconnect = 3
- Disc-No-Resource = 4
- Disc-Excd-Service-Limit = 5
- PPP-LCP-Neg-Failed = 6

- PPP-LCP-No-Response = 7
- PPP-LCP-Loopback = 8
- PPP-LCP-Max-Retry = 9
- PPP-Echo-Failed = 10
- PPP-Auth-Failed = 11
- PPP-Auth-Failed-No-AAA-Resp = 12
- PPP-Auth-No-Response = 13
- PPP-Auth-Max-Retry = 14
- Invalid-AAA-Attr = 15
- Failed-User-Filter = 16
- Failed-Provide-Service = 17
- Invalid-IP-Address-AAA = 18
- Invalid-IP-Pool-AAA = 19
- PPP-IPCP-Neg-Failed = 20
- PPP-IPCP-No-Response = 21
- PPP-IPCP-Max-Retry = 22
- PPP-No-Rem-IP-Address = 23
- Inactivity-Timeout = 24
- Session-Timeout = 25
- Max-Data-Excd = 26
- Invalid-IP-Source-Address = 27
- MSID-Auth-Failed = 28
- MSID-Auth-Failed-No-AAA-Resp = 29
- A11-Max-Retry = 30
- A11-Lifetime-Expired = 31
- A11-Message-Integrity-Failure = 32
- PPP-lcp-remote-disc = 33
- Session-setup-timeout = 34
- PPP-keepalive-failure = 35
- Flow-add-failed = 36
- Call-type-detection-failed = 37
- Wrong-ipcp-params = 38

- MIP-remote-dereg = 39
- MIP-lifetime-expiry = 40
- MIP-proto-error = 41
- MIP-auth-failure = 42
- MIP-reg-timeout = 43
- Invalid-dest-context = 44
- Source-context-removed = 45
- Destination-context-removed = 46
- Req-service-addr-unavailable = 47
- Demux-mgr-failed = 48
- Internal-error = 49
- AAA-context-removed = 50
- invalid-service-type = 51
- mip-relay-req-failed = 52
- mip-rcvd-relay-failure = 53
- ppp-restart-inter-pdsn-handoff = 54
- gre-key-mismatch = 55
- invalid\_tunnel\_context = 56
- no\_peer\_lns\_address = 57
- failed\_tunnel\_connect = 58
- l2tp-tunnel-disconnect-remote = 59
- l2tp-tunnel-timeout = 60
- l2tp-protocol-error-remote = 61
- l2tp-protocol-error-local = 62
- l2tp-auth-failed-remote = 63
- l2tp-auth-failed-local = 64
- l2tp-try-another-lns-from-remote = 65
- l2tp-no-resource-local = 66
- l2tp-no-resource-remote = 67
- l2tp-tunnel-disconnect-local = 68
- l2tp-admin-disconnect\_remote = 69
- l2tpmgr-reached-max-capacity = 70

- MIP-reg-revocation = 71
- path-failure = 72
- dhcp-relay-ip-validation-failed = 73
- gtp-unknown-pdp-addr-or-pdp-type = 74
- gtp-all-dynamic-pdp-addr-occupied = 75
- gtp-no-memory-is-available = 76
- dhcp-relay-static-ip-addr-not-allowed = 77
- dhcp-no-ip-addr-allocated = 78
- dhcp-ip-addr-allocation-tmr-exp = 79
- dhcp-ip-validation-failed = 80
- dhcp-static-addr-not-allowed = 81
- dhcp-ip-addr-not-available-at-present = 82
- dhcp-lease-expired = 83
- lpool-ip-validation-failed = 84
- lpool-static-ip-addr-not-allowed = 85
- static-ip-validation-failed = 86
- static-ip-addr-not-present = 87
- static-ip-addr-not-allowed = 88
- radius-ip-validation-failed = 89
- radius-ip-addr-not-provided = 90
- invalid-ip-addr-from-sgsn = 91
- no-more-sessions-in-aaa = 92
- ggsn-aaa-auth-req-failed = 93
- conflict-in-ip-addr-assignment = 94
- apn-removed = 95
- credits-used-bytes-in = 96
- credits-used-bytes-out = 97
- credits-used-bytes-total = 98
- prepaid-failed = 99
- l2tp-ipsec-tunnel-failure = 100
- l2tp-ipsec-tunnel-disconnected = 101
- mip-ipsec-sa-inactive = 102



- Long-Duration-Timeout = 103
- proxy-mip-registration-failure = 104
- proxy-mip-binding-update = 105
- proxy-mip-inter-pdsn-handoff-require-ip-address = 106
- proxy-mip-inter-pdsn-handoff-mismatched-address = 107
- Local-purge = 108
- failed-update-handoff = 109
- closed\_rp-handoff-complete = 110
- closed\_rp-duplicate-session = 111
- closed\_rp-handoff-session-not-found = 112
- closed\_rp-handoff-failed = 113
- pcf-monitor-keep-alive-failed = 114
- call-internal-reject = 115
- call-restarted = 116
- a11-mn-ha-auth-failure = 117
- a11-badly-formed = 118
- a11-t-bit-not-set = 119
- a11-unsupported-vendor-id = 120
- a11-mismatched-id = 121
- mipfa-dup-home-addr-req = 122
- mipfa-dup-imsi-session = 123
- ha-unreachable = 124
- IPSP-addr-in-use = 125
- mipfa-dup-home-addr-req = 126
- mipfa-ip-pool-busyout = 127
- inter-pdsn-handoff = 128
- active-to-dormant = 129
- ppp-renegotiation = 130
- active-start-param-change = 131
- tariff-boundary = 132
- a11-disconnect-no-active-stop = 133
- nw-reachability-failed-reject = 134

- nw-reachability-failed-redirect = 135
- container-max-exceeded = 136
- static-addr-not-allowed-in-apn = 137
- static-addr-required-by-radius = 138
- static-addr-not-allowed-by-radius = 139
- mip-registration-dropped = 140
- counter-rollover = 141
- constructed-nai-auth-fail = 142
- inter-pdsn-service-optimize-handoff-disabled = 143
- gre-key-collision = 144
- inter-pdsn-service-optimize-handoff-triggered = 145
- intra-pdsn-handoff-triggered = 146
- delayed-abort-timer-expired = 147
- Admin-AAA-disconnect = 148
- Admin-AAA-disconnect-handoff = 149
- PPP-IPV6CP-Neg-Failed = 150
- PPP-IPV6CP-No-Response = 151
- PPP-IPV6CP-Max-Retry = 152
- PPP-Restart-Invalid-source-IPV4-address = 153
- all-disconnect-handoff-no-active-stop = 154
- call-restarted-inter-pdsn-handoff = 155
- call-restarted-ppp-termination = 156
- mipfa-resource-conflict = 157
- failed-auth-with-charging-svc = 158
- mipha-dup-imsi-session-purge = 159
- mipha-rev-pending-newcall = 160
- volume-quota-reached = 161
- duration-quota-reached = 162
- gtp-user-authentication-failed = 163
- MIP-reg-revocation-no-lcp-term = 164
- MIP-private-ip-no-rev-tunnel = 165
- Invalid-Prepaid-AAA-attr-in-auth-response = 166

- mipha-prepaid-reset-dynamic-newcall = 167
- gre-flow-control-timeout = 168
- mip-paaa-bc-query-not-found = 169
- mipha-dynamic-ip-addr-not-available = 170
- a11-mismatched-id-on-handoff = 171
- a11-badly-formed-on-handoff = 172
- a11-unsupported-vendor-id-on-handoff = 173
- a11-t-bit-not-set-on-handoff = 174
- MIP-reg-revocation-i-bit-on = 175
- A11-RRQ-Deny-Max-Count = 176
- Dormant-Transition-During-Session-Setup = 177
- PPP-Rem-Reneg-Disc-Always-Cfg = 178
- PPP-Rem-Reneg-Disc-NAI-MSID-Mismatch = 179
- mipha-subscriber-ipsec-tunnel-down = 180
- mipha-subscriber-ipsec-tunnel-failed = 181
- mipha-subscriber-ipsecmgr-death = 182
- flow-is-deactivated = 183
- ecsv2-license-exceeded = 184
- IPSPG-Auth-Failed = 185
- driver-initiated = 186
- ims-authorization-failed = 187
- service-instance-released = 188
- flow-released = 189
- ppp-renego-no-ha-addr = 190
- intra-pdsn-handoff = 191
- overload-disconnect = 192
- css-service-not-found = 193
- Auth-Failed = 194
- dhcp-client-sent-release = 195
- dhcp-client-sent-nak = 196
- msid-dhcp-chaddr-mismatch = 197
- link-broken = 198

- prog-end-timeout = 199
- qos-update-wait-timeout = 200
- css-synch-cause = 201
- Gtp-context-replacement = 202
- PDIF-Auth-failed = 203
- l2tp-unknown-apn = 204
- ms-unexpected-network-reentry = 205
- r6-invalid-nai = 206
- eap-max-retry-reached = 207
- vbm-hoa-session-disconnected = 208
- vbm-voa-session-disconnected = 209
- in-acl-disconnect-on-violation = 210
- eap-msk-lifetime-expiry = 211
- eap-msk-lifetime-too-low = 212
- mipfa-inter-tech-handoff = 213
- r6-max-retry-reached = 214
- r6-nwexit-recd = 215
- r6-dereg-req-recd = 216
- r6-remote-failure = 217
- r6r4-protocol-errors = 218
- wimax-qos-invalid-aaa-attr = 219
- npu-gre-flows-not-available = 220
- r4-max-retry-reached = 221
- r4-nwexit-recd = 222
- r4-dereg-req-recd = 223
- r4-remote-failure = 224
- ims-authorization-revoked = 225
- ims-authorization-released = 226
- ims-auth-decision-invalid = 227
- mac-addr-validation-failed = 228
- excessive-wimax-pd-flows-cfgd = 229
- sgsn-canc-loc-sub = 230

- sgsn-canc-loc-upd = 231
- sgsn-mnr-exp = 232
- sgsn-ident-fail = 233
- sgsn-sec-fail = 234
- sgsn-auth-fail = 235
- sgsn-glu-fail = 236
- sgsn-imp-det = 237
- sgsn-smgr-purge = 238
- sgsn-subhanded-to-peer = 239
- sgsn-dns-fail-inter-rau = 240
- sgsn-cont-rsp-fail = 241
- sgsn-hlr-not-found-for-imsi = 242
- sgsn-ms-init-det = 243
- sgsn-opr-policy-fail = 244
- sgsn-duplicate-context = 245
- hss-profile-update-failed = 246
- sgsn-no-pdp-activated = 247
- asnpc-idle-mode-timeout = 248
- asnpc-idle-mode-exit = 249
- asnpc-idle-mode-auth-failed = 250
- asngw-invalid-qos-configuration = 251
- sgsn-dsd-allgprswithdrawn = 252
- r6-pmk-key-change-failure = 253
- sgsn-illegal-me = 254
- sess-termination-timeout = 255
- sgsn-sai-fail = 256
- sgsn-rnc-removal = 257
- sgsn-rai-removal = 258
- sgsn-init-deact = 259
- ggsn-init-deact = 260
- hlr-init-deact = 261
- ms-init-deact = 262

- sgsn-detach-init-deact = 263
- sgsn-rab-rel-init-deact = 264
- sgsn-iu-rel-init-deact = 265
- sgsn-gtpu-path-failure = 266
- sgsn-gtpc-path-failure = 267
- sgsn-local-handoff-init-deact = 268
- sgsn-remote-handoff-init-deact = 269
- sgsn-gtp-no-resource = 270
- sgsn-rnc-no-resource = 271
- sgsn-odb-init-deact = 272
- sgsn-invalid-ti = 273
- sgsn-actv-rejected-due-to-rnc = 274
- sgsn-apn-restrict-vio = 275
- sgsn-actv-rejected-by-sgsn = 276
- sgsn-abnormal-deact = 277
- sgsn-actv-rejected-by-ggsn = 278
- sgsn-err-ind = 279
- asngw-non-anchor-prohibited = 280
- asngw-im-entry-prohibited = 281
- session-idle-mode-entry-timeout = 282
- session-idle-mode-exit-timeout = 283
- asnpc-ms-power-down-nwexit = 284
- asnpc-r4-nwexit-recd = 285
- sgsn-iu-rel-before-call-est = 286
- ikev2-subscriber-ipsecmgr-death = 287
- All-dynamic-pool-addr-occupied = 288
- mip6ha-ip-addr-not-available = 289
- bs-monitor-keep-alive-failed = 290
- sgsn-att-in-reg-state = 291
- sgsn-inbound-srns-in-reg-state = 292
- dt-ggsn-tun-reestablish-failed = 293
- sgsn-unknown-pdp = 294

- sgsn-pdp-auth-failure = 295
- sgsn-duplicate-pdp-context = 296
- sgsn-no-rsp-from-ggsn = 297
- sgsn-failure-rsp-from-ggsn = 298
- sgsn-apn-unknown = 299
- sgsn-pdp-status-mismatch = 300
- sgsn-attach-on-attach-init-abort = 301
- sgsn-iu-rel-in-israu-init-abort = 302
- sgsn-smgr-init-abort = 303
- sgsn-mm-ctx-cleanup-init-abort = 304
- sgsn-unknown-abort = 305
- sgsn-guard-timeout-abort = 306
- vpn-bounce-dhcpip-validate-req = 307
- mipv6-id-mismatch = 308
- aaa-session-id-not-found = 309
- x1-max-retry-reached = 310
- x1-nwexit-recd = 311
- x1-dereg-req-recd = 312
- x1-remote-failure = 313
- x1x2-protocol-errors = 314
- x2-max-retry-reached = 315
- x2-nwexit-recd = 316
- x2-dereg-req-recd = 317
- x2-remote-failure = 318
- x1-pmk-key-change-failure = 319
- sa-rekeying-failure = 320
- sess-sleep-mode-entry-timeout = 321
- phsgw-non-anchor-prohibited = 322
- asnpc-pc-relocation-failed = 323
- asnpc-pc-relocation = 324
- auth\_policy\_mismatch = 325
- sa-lifetime-expiry = 326

- asnpc-del-ms-entry-recd = 327
- phspc-sleep-mode-timeout = 328
- phspc-sleep-mode-exit = 329
- phspc-sleep-mode-auth-failed = 330
- phspc-ms-power-down-nwexit = 331
- phspc-x2-nwexit-recd = 332
- invalid-nat-config = 333
- asngw-tid-entry-not-found = 334
- No-NAT-IP-Address = 335
- excessive-phs-pd-flows-cfgd = 336
- phsgw-invalid-qos-configuration = 337
- Interim-Update = 338
- sgsn-attach-abrt-rad-lost = 339
- sgsn-inbnd-irau-abrt-rad-lost = 340
- ike-keepalive-failed = 341
- sgsn-attach-abrt-ms-suspend = 342
- sgsn-inbnd-irau-abrt-ms-suspend = 343
- duplicate-session-detected = 344
- sgsn-xid-response-failure = 345
- sgsn-nse-cleanup = 346
- sgsn-gtp-req-failure = 347
- sgsn-imsi-mismatch = 348
- sgsn-bvc-blocked = 349
- sgsn-attach-on-inbound-irau = 350
- sgsn-attach-on-outbound-irau = 351
- sgsn-incorrect-state = 352
- sgsn-t3350-expiry = 353
- sgsn-page-timer-expiry = 354
- phsgw-tid-entry-not-found = 355
- phspc-del-ms-entry-recd = 356
- sgsn-pdp-local-purge = 357
- phs-invalid-nai = 358



- session-sleep-mode-exit-timeout = 359
- sgsn-offload-phase2 = 360
- phs-thirdparty-auth-fail = 361
- remote-error-notify = 362
- no-response = 363
- PDG-Auth-failed = 364
- mme-s1AP-send-failed = 365
- mme-egtpc-connection-failed = 366
- mme-egtpc-create-session-failed = 367
- mme-authentication-failure = 368
- mme-ue-detach = 369
- mme-mme-detach = 370
- mme-hss-detach = 371
- mme-pgw-detach = 372
- mme-sub-validation-failure = 373
- mme-hss-connection-failure = 374
- mme-hss-user-unknown = 375
- dhcp-lease-mismatch-detected = 376
- nemo-link-layer-down = 377
- eapol-max-retry-reached = 378
- sgsn-offload-phase3 = 379
- mbms-bearer-service-disconnect = 380
- disconnect-on-violation-odb = 381
- disconn-on-violation-focs-odb = 382
- CSCF-REG-Admin-disconnect = 383
- CSCF-REG-User-disconnect = 384
- CSCF-REG-Inactivity-timeout = 385
- CSCF-REG-Network-disconnect = 386
- CSCF-Call-Admin-disconnect = 387
- CSCF-CALL-User-disconnect = 388
- CSCF-CALL-Local-disconnect = 389
- CSCF-CALL-No-Resource = 390

- CSCF-CALL-No-Response = 391
- CSCF-CALL-Inactivity-timeout = 392
- CSCF-CALL-Media-Auth-Failure = 393
- CSCF-REG-No-Resource = 394
- ms-unexpected-idle-mode-entry = 395
- re-auth-failed = 396
- sgsn-pdp-nse-cleanup = 397
- sgsn-mm-ctxt-gtp-no-resource = 398
- unknown-apn = 399
- gtpc-path-failure = 400
- gtpu-path-failure = 401
- actv-rejected-by-sgsn = 402
- sgsn-pdp-gprs-camel-release = 403
- sgsn-check-imei-failure = 404
- sgsn-sndcp-init-deact = 405
- sgsn-pdp-inactivity-timeout = 406
- sfw-policy-removed-mid-session = 407
- FNG-Auth-failed = 408
- ha-stale-key-disconnect = 409
- No-IPV6-address-for-subscriber = 410
- prefix-registration-failure = 411
- disconnect-from-policy-server = 412
- s6b-auth-failed = 413
- gtpc-err-ind = 414
- gtpu-err-ind = 415
- invalid-pdn-type = 416
- aaa-auth-req-failed = 417
- apn-denied-no-subscription = 418
- Sgw-context-replacement = 419
- dup-static-ip-addr-req = 420
- apn-restrict-violation = 421
- invalid-wapn = 422

- ttg-nsapi-allocation-failed = 423
- mandatory-gtp-ie-missing = 424
- aaa-unreachable = 425
- asngw-service-flow-deletion = 426
- CT-PMIP-RRQ-NVSE-Value-Change = 427
- tcp-read-failed = 428
- tcp-write-failed = 429
- ssl-handshake-failed = 430
- ssl-renegotiate-failed = 431
- ssl-bad-message = 432
- ssl-alert-received = 433
- ssl-disconnect = 434
- ssl-migration = 435
- sgsn-ard-failure = 436
- sgsn-camel-release = 437
- sgsn-egtpc-connection-failed = 438
- sgsn-egtpc-create-sess-failed = 439
- sgsn-hss-detach = 440
- sgsn-hss-connection-failure = 441
- sgsn-pgw-detach = 442
- sgsn-s5-s8-no-support-for-apn = 443
- sgsn-no-rab-for-gbr-bearer = 444
- sgsn-sgw-selection-failure = 445
- sgsn-pgw-selection-failure = 446
- Hotlining-Status-Change = 447
- ggsn-no-rsp-from-sgsn = 448
- diameter-protocol-error = 449
- diameter-request-timeout = 450
- operator-policy = 451
- spr-connection-timeout = 452
- mipha-dup-wimax-session = 453
- invalid-version-attr = 454

- sgsn-zone-code-failure = 455
- invalid-qci = 456
- no\_rules = 457
- sgsn-rnc-no-dual-pdp-init-deact = 458
- mme-init-ctxt-setup-failure = 459
- mme-driver-initiated = 460
- mme-s1ap-connection-down = 461
- mme-s1ap-reset-recd = 462
- mme-s6a-response-timeout = 463
- mme-s13-response-timeout = 464
- mme-Illegal-equipment = 465
- mme-unexpected-attach = 466
- mme-sgw-selection-failure = 467
- mme-pgw-selection-failure = 468
- mme-reselection-to-sgsn = 469
- mme-relocation-to-sgsn = 470
- mme-reselection-to-mme = 471
- mme-relocation-to-mme = 472
- mme-tau-attach-collision = 473
- mme-old-sgsn-resolution-failure = 474
- mme-old-mme-resolution-failure = 475
- mme-reloc-ho-notify-timeout = 476
- mme-reloc-ho-req-ack-timeout = 477
- mme-create-session-timeout = 478
- mme-create-session-failure = 479
- mme-s11-path-failure = 480
- mme-policy-no-ue-irat = 481
- mme-x2-handover-failed = 482
- mme-attach-restrict = 483
- mme-reloc-to-non-3GPP = 484
- mme-no-response-from-ue = 485
- mme-sgw-relocation-failed = 486

- mme-implicit-detach = 487
- sgsn-detach-notify = 488
- emergency-inactivity-timeout = 489
- policy-initiated-release = 490
- gy-result-code-system-failure = 491
- mme-zone-code-validation-failed = 492
- sgsn-pgw-init-deact = 493
- s6b-ip-validation-failed = 494
- sgsn-failure-rsp-from-sgw = 495
- tcp-remote-close = 496
- tcp-reset-received = 497
- tcp-socket-error = 498
- ptmsi-signature-mismatch = 499
- camel-invalid-configuration = 500
- 4Gto3G-context-replacement = 501
- mme-isr-sgsn-init-detach = 502
- sgsn-isr-addl-ptmsi-rai = 503
- sgsn-sgw-dbr-cause-isr-deact = 504
- sgsn-isr-mme-init-detach = 505
- mme-sgw-dbr-cause-isr-deact = 506
- sgsn-ptmsi-crunch = 507
- 3Gto4G-context-replacement = 508
- mme-no-eps-bearers-activated = 509
- intra-ggsn-handoff = 510
- WSG-Auth-failed = 511
- Gtp-non-existent-pdp-context = 512
- sgsn-cancel-loc-inital-attach = 513
- Local-fallback-timeout = 514
- sgsn-nrspca-actv-rej-by-sgsn = 515
- sgsn-nrspca-actv-rej-by-ms = 516
- ims-authorization-config-delete = 517
- sgsn-no-ptmsi-signature = 518

- pgw-sel-dns-server-nt-reachable = 519
- pgw-sel-dns-no-resource-records = 520
- pgw-sel-dns-no-service-params = 521
- ePDG-Auth-failed = 522
- ePDG-pgw-sel-failure-initial = 523
- ePDG-pgw-sel-failure-handoff = 524
- sgsn-ho-sgw-reloc-collision = 525
- ePDG-dbr-from-pgw = 526
- ePDG-gtpc-abort-session = 527
- ePDG-gtpu-abort-session = 528
- ePDG-gtpu-error-ind = 529
- ePDG-pgw-not-reachable = 530
- ePDG-reject-from-pgw = 531
- ipsg-session-replacement = 532
- ePDG-rel-due-to-handoff = 533
- mme-foreign-plmn-guti-rejected = 534
- sgsn-dsd-allepwithdrawn = 535
- NAT-Pool-BusyOut-Or-Pend-Delete = 536
- Invalid-APN = 537
- srvcc-ps-to-cs-handover = 538
- henbgw-mme-slap-reset-recd = 539
- henbgw-henb-slap-reset-recd = 540
- henbgw-ue\_sess-mme-conn-down = 541
- henbgw-ue-sess-henb-conn-down = 542
- henbgw-handoff-complete = 543
- henbgw-handover-failed = 544
- henbgw-mme-error-indication = 545
- henbgw-henb-error-indication = 546
- henbgw-henb-initiated-release = 547
- henbgw-mme-initiated-release = 548
- henbgw-duplicate-session = 549
- Transport-mismatch-with-PGW = 550

- icsr-ipsec-chkpt-failed = 551
- sgsn-dbr-cause-isr-deact-detach = 552
- unexpected-scenario = 553
- icsr-delete-standby = 554
- epdg-local-pgw-res-failed = 555
- sgsn-iovui-negotiation-failure = 556
- henbgw-gw2henb-inv-mmeues1apid = 557
- henbgw-gw2mme-inv-mmeues1apid = 558
- henbgw-henb-sess-henb-conn-down = 559
- henbgw-nw-path-unavailable = 560
- pgw-transaction-timeout = 561
- samog-multi-dev-pgw-sel-failure = 562
- samog-multi-dev-demux-failure = 563
- mme-pgw-restarted = 564
- samog-session-replacement = 565
- authorization-failed = 566
- mm-apn-congestion-control = 567
- samog-pgw-init-detach = 568
- samog-ggsn-init-detach = 569
- samog-pgw-rejected = 570
- samog-ggsn-rejected = 571
- samog-pgw-no-response = 572
- samog-ggsn-no-response = 573
- samog-gtpc-path-failure = 574
- samog-gtpu-path-failure = 575
- samog-gtpu-err-ind = 576
- samog-mandatory-ie-missing = 577
- samog-mandatory-ie-incorrect = 578
- samog-ip-alloc-failed = 579
- samog-default-gw-not-found = 580
- samog-dns-unreachable = 581
- samog-dns-no-resource-records = 582

- samog-dns-no-service-params = 583
- samog-internal-error = 584
- handoff-pcf-restriction = 585
- graceful-cleanup-on-audit-fail = 586
- ue-ctxt-normal-del-ntsr-ddn = 587
- session-auto-delete = 588
- mme-qos-pgw-upgrade-reject = 589
- path-failure-s5 = 590
- path-failure-s11 = 591
- path-failure-s4 = 592
- gtpu-path-failure-s5u = 593
- gtpu-path-failure-s1u = 594
- gtpu-path-failure-s4u = 595
- gtpu-path-failure-s12u = 596
- gtpu-err-ind-s5u = 597
- gtpu-err-ind-s1u = 598
- gtpu-err-ind-s4u = 599
- gtpu-err-ind-s12u = 600
- diameter-network-too-busy = 601
- diameter-network-failure = 602
- diameter-roaming-not-allowed = 603
- diameter-rat-disallowed = 604
- diameter-no-subscription = 605
- pcc-data-mismatch = 606
- mme-embms-call\_setup-timeout = 607
- mme-embms-normal-disconnect = 608
- mme-embms-sctp-down = 609
- disconnect-from-charging-server = 610
- disconnect-irat-fail-hi-missing = 611
- apn-not-supported-in-plmn-rat = 612
- ue-pcscf-reselect-not-supported = 613
- newer-session-detected = 614



- mme-guti\_realloc\_failed-detach = 615
- mme-pcscf-rest-detach = 616
- Reject-ho-old-tun-path-failure = 617
- gx-vapn-selection-failed = 618
- dup-static-ipv6-addr-req = 619
- mip-path-failure = 620
- apn-congestion = 621
- ue-redirection = 622
- ePDG-s2b-access-denied = 623
- ePDG-s2b-network-failure = 624
- ePDG-s2b-msg-failure = 625
- ePDG-s2b-rat-disallowed = 626
- ePDG-roaming-mandatory = 627
- gtpv2-peer-context-not-found = 628
- SaMOG-access-switch-timeout = 629
- decrypt-fail-count-exceeded = 630
- emergency-idle-timeout = 631
- gtpu-path-failure-s11u = 632
- gtpu-err-ind-s11u = 633
- mme-gtpu-path-failure-s11u = 634
- mme-gtpu-err-ind-s11u = 635
- ePDG-pcscf-restoration = 636
- samog-lbo-user-logout = 637
- sx-req-rej = 638
- sx-cntxt-not-found = 639
- sx-mand-ie-missing = 640
- sx-cond-ie-missing = 641
- sx-msg-invalid-length = 642
- sx-mand-ie-incorrect = 643
- sx-invld-fwd-policy = 644
- sx-invld-fteid-alloc-opt = 645
- sx-no-establishd-sx-association = 646

- sx-no-response = 647
- sx-no-resource = 648
- sx-fteid-ipaddr-type-mismatch = 649
- sx-invalid-response = 650
- user-plane-info-not-available = 651
- user-plane-info-mismatch = 652
- ikev2-req-rate-exceeded = 653
- mme-decor-call-rerouted = 654
- mme-decor-call-rejected = 655
- origin-state-id-change = 656
- mme-ducon-path-update-failed = 657
- diam-no-non-3gpp-subscription = 658
- diameter-user-unknown = 659
- diameter-illegal-equipment = 660
- epdg-invalid-imei = 661
- sx-path-failure = 662
- sxfail-opr-revert-info = 663
- sxfail-opr-get-usagereport = 664
- sxfail-opr-create-rulebase-pdr = 665
- sxfail-opr-remove-pdr = 666
- gtp-remote-data-teid-invalid = 667
- smp-fp-tep-oper-failure = 668
- smp-fp-ambr-oper-failure = 669
- smp-fp-brr-stream-oper-failure = 670
- smp-fp-brr-strm-chrgng-op-fail = 671
- smp-fp-itc-bw-oper-failure = 672
- smp-fp-strm-chrg-oper-failure = 673
- vpp-next-hop-failure = 674
- graceful-cleanup-up-audit-fail = 675
- sx-max-trans-threshold-reached = 676
- sx-db-ub-collision = 677
- sx-failure-ntsr = 678

- graceful-term-up-self-protectn = 679

**Length** 4

**Type** 26

**Vendor ID** 8164

**VSA Type** 3

## SN-DNS-Proxy-Intercept-List

This attribute is used to specify the list name which contains the rules to intercept and redirect DNS requires received from mobile. This attribute can be configured using either local subscriber template or returned from Access-Accept.

**Syntax** String

**Length** 1-253

**Type** 26

**Vendor ID** 8164

**VSA Type** 214

## SN-DNS-Proxy-Use-Subscr-Addr

This attribute is used to convey whether to use the subscriber's address as the source address for DNS Proxy.

**Syntax** Enumerated Integer. Supports the following value(s):

- Disable = 0
- Enable = 1

**Length** 4

**Type** 26

**Vendor ID** 8164

**VSA Type** 25

## SN-Dynamic-Addr-Alloc-Ind-Flag

This attribute indicates whether the IP address is allocated statically or dynamically from SGW perspective.

**Syntax** Opaque Value

**Length** 1

**Type** 26

**Vendor ID** 8164

**VSA Type** 141

## SN-Ecs-Data-Volume

Compound attribute indicating downlink and uplink octet usage for a PDP context per rating group.

**Type** 26

**Vendor ID** 8164

**VSA Type** 176

**Syntax** Compound. Contains the following sub-attribute(s).

### Rating-Group-Id

Rating Group Id in a PDP context.

**Syntax** Unsigned Integer

**Length** 4

**Type** 1

### GPRS-Uplink

Uplink octet usage for a PDP context per rating group.

**Syntax** Unsigned Integer

**Length** 4

**Type** 2

### GPRS-Downlink

Downlink octet usage for a PDP context per rating group.

**Syntax** Unsigned Integer

**Length** 4

**Type** 3

## SN-Enable-QoS-Renegotiation

This attribute configures the enabling of dynamic QoS renegotiation.

**Syntax** Enumerated Integer. Supports the following value(s):

- No = 0
- Yes = 1

**Length** 4

**Type** 26

**Vendor ID** 8164

**VSA Type** 144

## SN-Event

This attribute contains the type of SIP event for which the accounting-request message is generated.

**Syntax** String

**Length** 0-64

**Type** 26

**Vendor ID** 8164

**VSA Type** 255

## SN-Ext-Inline-Srvr-Context

This attribute configures the context name in which the External In-line server resides.

**Syntax** String

**Length** 1-247

**Type** 26

**Vendor ID** 8164

**VSA Type** 41

## SN-Ext-Inline-Srvr-Down-Addr

This attribute configures the IP address of the Downstream External In-line server to forward VLAN-tagged packets to. It can be tagged, in which case it is treated as part of an external in-line server group.

**Syntax** IPv4 Address

**Length** 4

**Type** 26

**Vendor ID** 8164

**VSA Type** 56

## SN-Ext-Inline-Srvr-Down-VLAN

This attribute configures the IP address of the Downstream External In-line server to forward VLAN-tagged packets to. It can be tagged, in which case it is treated as part of an external in-line server group.

**Syntax** Unsigned Integer

**Length** 4

**Type** 26

**Vendor ID** 8164

**VSA Type** 59

## SN-Ext-Inline-Srvr-Preference

This attribute configures the preference for the tagged group of External In-line Servers. This attribute is required, although it doesn't actually assign a preference right now. It can be tagged, in which case it is treated as part of an external in-line server group.

**Syntax** Unsigned Integer

**Length** 4

**Type** 26

**Vendor ID** 8164

**VSA Type** 57

## SN-Ext-Inline-Srvr-Up-Addr

This attribute configures the IP address of the Upstream External In-line server to forward VLAN-tagged packets to. It can be tagged, in which case it is treated as part of an external in-line server group

**Syntax** IPv4 Address

**Length** 4

**Type** 26

**Vendor ID** 8164

**VSA Type** 55

## SN-Ext-Inline-Srvr-Up-VLAN

This attribute configures the VLAN tag to be applied to Upstream packets and forwarded to the External In-line server. It can be tagged, in which case it is treated as part of an external in-line server group.

**Syntax** Unsigned Integer

**Length** 4

**Type** 26

**Vendor ID** 8164

**VSA Type** 58

## SN-Fast-Reauth-Username

Fast re-authentication user name.

**Syntax** Opaque Value

**Length** 1-128

**Type** 26

**Vendor ID** 8164

**VSA Type** 304

## SN-Firewall-Enabled

Firewall for subscriber enabled.

**Syntax** Enumerated Integer. Supports the following value(s):

- False = 0
- True = 1

**Length** 4

**Type** 26

**Vendor ID** 8164

**VSA Type** 198

## SN-Firewall-Policy

This attribute contains the firewall policy name.

**Syntax** String

**Length** 1-63

**Type** 26

**Vendor ID** 8164

**VSA Type** 239

## SN-FMC-Location

This attribute contains the MAC address and CDMA location information.

**Syntax** String

**Length** 1-247

**Type** 26

**Vendor ID** 8164

**VSA Type** 171

## SN-GGSN-Address

The control plane IP address of the GGSN that handles one or more media component(s) of an IMS session.

**Syntax** IPv4 Address

**Length** 4

**Type** 26

**Vendor ID** 8164

**VSA Type** 264

## SN-GGSN-MIP-Required

This attribute specifies if MIP is required for the GGSN subscriber.

**Syntax** Enumerated Integer. Supports the following value(s):

- Disabled = 0
- Enabled = 1

**Length** 4

**Type** 26

**Vendor ID** 8164

**VSA Type** 68

## SN-Gratuitous-ARP-Aggressive

This attribute specifies whether to generate a gratuitous ARP message whenever a MIP handoff or re-registration occurs. A non-zero of this attribute also configures the mode of operation when sending the gratuitous ARP, although only one mode (Aggressive) is supported at this time.

**Syntax** Enumerated Integer. Supports the following value(s):

- Disabled = 0
- Enabled = 1

**Length** 4

**Type** 26

**Vendor ID** 8164

**VSA Type** 54

## SN-GTP-Version

This attribute indicates the version of GTP the subscriber is using.

**Syntax** Enumerated Integer. Supports the following value(s):

- GTP\_VERSION\_0 = 0
- GTP\_VERSION\_1 = 1
- GTP\_VERSION\_2 = 2

**Length** 4

**Type** 26

**Vendor ID** 8164

**VSA Type** 62



## SN-Handoff-Indicator

This attribute indicates whether the Accounting Interim is sent because of the interim or not.

**Syntax** Enumerated Integer. Supports the following value(s):

- Active-Handoff = 0
- Location-Update = 1

**Length** 1

**Type** 26

**Vendor ID** 8164

**VSA Type** 310

## SN-HA-Send-DNS-Address

**Syntax** Enumerated Integer. Supports the following value(s):

- Disabled = 0
- Enabled = 1

**Length** 4

**Type** 26

**Vendor ID** 8164

**VSA Type** 47

## SN-Home-Behavior

This attribute specifies the configuration for the behavior bits settings for a home subscriber in an APN.

**Syntax** Unsigned Integer

**Length** 4

**Type** 26

**Vendor ID** 8164

**VSA Type** 119

## SN-Home-Profile

This attribute specifies the configuration for the profile bits settings for a home subscriber in an APN.

**Syntax** Unsigned Integer

**Length** 4

**Type** 26

**Vendor ID** 8164

VSA Type 109

## SN-Home-Sub-Use-GGSN

This attribute configures GGSN to accept GGSN's charging characteristics for home subscribers defined for the APN.

**Syntax** Enumerated Integer. Supports the following value(s):

- Deny = 0
- Accept = 1

**Length** 4

**Type** 26

**Vendor ID** 8164

**VSA Type** 106

## SN-Ignore-Unknown-HA-Addr-Error

**Type** 26

**Syntax** Unsigned Integer

**Length** 1

**Vendor ID** 8164

**VSA Type** 160

## SN-IMS-AM-Address

IMS application manager address.

**Syntax** IPv4 Address

**Length** 4

**Type** 26

**Vendor ID** 8164

**VSA Type** 167

## SN-IMS-AM-Domain-Name

IMS application manager domain name.

**Syntax** String

**Length** 1-64

**Type** 26

**Vendor ID** 8164

VSA Type 168

## SN-IMS-Charging-Identifier

This attribute holds the IMS Charging Identifier (ICID) as generated by an IMS node for a SIP session.

**Syntax** String

**Length** 0-253

**Type** 26

**Vendor ID** 8164

VSA Type 260

## SN-IMSI

SN-IMSI

**Syntax** Opaque Value

**Length** 1-8

**Type** 26

**Vendor ID** 8164

VSA Type 252

## SN-Inactivity-Time

This attribute contains the inactivity time duration for a subscriber session under long time duration timer configuration.

**Syntax** Integer

**Length** 4

**Type** 26

**Vendor ID** 8164

VSA Type 232

## SN-Internal-SM-Index

SN-Internal-SM-Index

**Syntax** Unsigned Integer

**Length** 4

**Type** 26

**Vendor ID** 8164

VSA Type 122

## SN-IP-Alloc-Method

This attribute specifies the method for allocating an IP address. This feature only applies to the GGSN service.

**Syntax** Enumerated Integer. Supports the following value(s):

- Alloc\_Local\_Pool = 0
- Alloc\_Dhcp\_Client = 1
- Alloc\_Radius = 2
- Alloc\_No\_Alloc = 3
- Alloc\_Static\_Alloc = 4
- Alloc\_Dhcp\_Relay = 5

**Length** 4

**Type** 26

**Vendor ID** 8164

**VSA Type** 53

## SN-IP-Filter-In

This attribute specifies the IP input filter rules to determine whether the traffic should undergo DPI processing.

**Syntax** String

**Length** 1-253

**Type** 26

**Vendor ID** 8164

**VSA Type** 10

## SN-IP-Filter-Out

This attribute specifies the IP output filter rules to determine whether the traffic should undergo DPI processing.

**Syntax** String

**Length** 1-253

**Type** 26

**Vendor ID** 8164

**VSA Type** 11

## SN-IP-Header-Compression

Specifies the IP header compression method to use.

**Syntax** Enumerated Integer. Supports the following value(s):

- None = 0
- VJ = 1
- ROHC = 2
- VJ\_ROHC = 3

**Length** 4

**Type** 26

**Vendor ID** 8164

**VSA Type** 150

## SN-IP-Hide-Service-Address

This attribute prevents subscribers from using traceroute to discover the public domain network addresses configured on HA and other services on the system.

**Syntax** Enumerated Integer. Supports the following value(s):

- No = 0
- Yes = 1

**Length** 4

**Type** 26

**Vendor ID** 8164

**VSA Type** 60

## SN-IP-In-ACL

This attribute contains a definition for one Input IP Access Control List, which is used to filter the IP packets coming from the user. Note that more than one of these attributes can be included, in which case they are processed in the order in which they appear in the RADIUS Access-Accept.

**Syntax** String

**Length** 1-253

**Type** 26

**Vendor ID** 8164

**VSA Type** 17

## SN-IP-In-Plcy-Grp

This attribute specifies the name of the policy group configuration applied in the uplink direction.

**Syntax** String

**Length** 1-15

**Type** 26

**Vendor ID** 8164

**VSA Type** 193

## SN-IP-Out-ACL

This attribute contains a definition for one Output IP Access Control List, which is used to filter the IP packets sent to the user. Note that more than one of these attributes can be included, in which case they are processed in the order in which they appear in the RADIUS Access-Accept.

**Syntax** String

**Length** 1-253

**Type** 26

**Vendor ID** 8164

**VSA Type** 18

## SN-IP-Out-Plcy-Grp

This attribute specifies the name of the policy group configuration applied in the downlink direction.

**Syntax** String

**Length** 1-15

**Type** 26

**Vendor ID** 8164

**VSA Type** 194

## SN-IP-Pool-Name

This vendor-specific attribute indicates the name of the IP pool from which an IP address should be allocated to the subscriber. Also, see Framed-Pool, which is the standard attribute accomplishing the same.

**Syntax** String

**Length** 1-253

**Type** 26

**Vendor ID** 8164

**VSA Type** 8

## SN-IP-Source-Validation

This attribute indicates if the source IP address should be validated before forwarding the IP packet.

**Syntax** Enumerated Integer. Supports the following value(s):

- No = 0

- Yes = 1

**Length** 4

**Type** 26

**Vendor ID** 8164

**VSA Type** 14

## SN-IP-Source-Violate-No-Acct

This attribute excludes the Source Violated IP packets and byte counts when reporting the Octet and Packet count in an accounting message.

**Syntax** Enumerated Integer. Supports the following value(s):

- Disabled = 0
- Enabled = 1

**Length** 4

**Type** 26

**Vendor ID** 8164

**VSA Type** 196

## SN-IP-Src-Validation-Drop-Limit

Maximum number of packet drops entertained before disconnecting the session for source violated packets for the session.

**Syntax** Unsigned Integer

**Length** 4

**Type** 26

**Vendor ID** 8164

**VSA Type** 110

## SN-IPv6-Alloc-Method

This attribute specifies the method for allocating an IPv6 address. This feature only applies to the GGSN service.

**Syntax** Enumerated Integer. Supports the following value(s):

- Alloc\_Local\_Pool = 0
- Alloc\_Dhcp\_Client = 1
- Alloc\_No\_Alloc = 2
- Alloc\_Static\_Alloc = 3

**Length** 1

**Type** 26

**Vendor ID** 8164

**VSA Type** 314

## SN-IPv6-DNS-Proxy

IPV6 DNS proxy enabled or disabled setting for the session.

**Syntax** Enumerated Integer. Supports the following value(s):

- Disabled = 0
- Enabled = 1

**Length** 4

**Type** 26

**Vendor ID** 8164

**VSA Type** 126

## SN-IPv6-Egress-Filtering

This attribute enables egress filtering to make sure that packets being sent to the mobile device have an interface ID that matches that of the mobile device. This feature is meant to protect the Mobile from receiving unwanted packets from the Internet.

**Syntax** Enumerated Integer. Supports the following value(s):

- Disabled = 0
- Enabled = 1

**Length** 4

**Type** 26

**Vendor ID** 8164

**VSA Type** 103

## SN-IPv6-Min-Link-MTU

IPV6 MTU size.

**Syntax** Unsigned Integer

**Length** 4

**Type** 26

**Vendor ID** 8164

**VSA Type** 136



## SN-IPv6-num-rtr-adv

This attribute indicates the IPv6 number of Initial Router Advertisements. The default value is 3.

**Syntax** Unsigned Integer

**Length** 4

**Type** 26

**Vendor ID** 8164

**VSA Type** 97

## SN-IPv6-Primary-DNS

This attribute specifies a Primary DNS server address that the Router Advertisement message sent by the PDSN will include.

**Syntax** Opaque Value

**Length** 16

**Type** 26

**Vendor ID** 8164

**VSA Type** 101

## SN-IPv6-rtr-adv-interval

This attribute indicates the IPv6 Initial Router Advertisement Interval specified in milliseconds. The default value is 3000.

**Syntax** Unsigned Integer

**Length** 4

**Type** 26

**Vendor ID** 8164

**VSA Type** 96

## SN-IPv6-Secondary-DNS

This attribute specifies a Secondary DNS server address that the Router Advertisement message sent by the PDSN will include.

**Syntax** Opaque Value

**Length** 16

**Type** 26

**Vendor ID** 8164

**VSA Type** 102

## SN-IPv6-Sec-Pool

IPv6 secondary pool names.

**Syntax** String

**Length** 1-253

**Type** 26

**Vendor ID** 8164

**VSA Type** 124

## SN-IPv6-Sec-Prefix

IPv6 secondary pool name prefix.

**Syntax** Opaque Value

**Length** 2-18

**Type** 26

**Vendor ID** 8164

**VSA Type** 125

## SN-ISC-Template-Name

This attribute contains name of the CSCF ISC template to be used for a subscriber.

**Syntax** String

**Length** 0-255

**Type** 26

**Vendor ID** 8164

**VSA Type** 276

## SN-Is-Unregistered-Subscriber

This attribute specifies if a subscriber is registered or not.

**Syntax** String

**Length** 0-256

**Type** 26

**Vendor ID** 8164

**VSA Type** 269

## SN-L3-to-L2-Tun-Addr-Policy

This attribute specifies the address allocation policy.

**Syntax** Enumerated Integer. Supports the following value(s):

- no-local-alloc-validate = 0
- local-alloc = 1
- local-alloc-validate = 2

**Length** 4

**Type** 26

**Vendor ID** 8164

**VSA Type** 43

## SN-LBO-Acct-IN-Octets

This attribute indicates the number of Local Breakout accounting input octets sent by UE directly to the internet. This attribute is sent in the Acct-Interim/Acct-Stop message to AAA server.

**Syntax** Unsigned Integer

**Length** 4

**Type** 26

**Vendor ID** 8164

**VSA Type** 323

## SN-LBO-Acct-IN-Pkts

This attribute indicates the number of Local Breakout accounting input packets sent by UE directly to the internet. This attribute is sent in the Acct-Interim/Acct-Stop message to AAA server.

**Syntax** Unsigned Integer

**Length** 4

**Type** 26

**Vendor ID** 8164

**VSA Type** 321

## SN-LBO-Acct-Out-Octets

This attribute indicates the number of Local Breakout accounting output octets received by UE directly from the internet. This attribute is sent in the Acct-Interim/Acct-Stop message to AAA server..

**Syntax** Unsigned Integer

**Length** 4

**Type** 26

**Vendor ID** 8164

**VSA Type** 324

## SN-LBO-Acct-Out-Pkts

This attribute indicates the number of Local Breakout accounting output packets received by UE directly from the internet. This attribute is sent in the Acct-Interim/Acct-Stop message to AAA server.

**Syntax** Unsigned Integer

**Length** 4

**Type** 26

**Vendor ID** 8164

**VSA Type** 322

## SN-Local-IP-Address

This attribute indicates the IP address of the local interface on the chassis for the user's session.

**Syntax** IPv4 Address

**Length** 4

**Type** 26

**Vendor ID** 8164

**VSA Type** 13

## SN-Long-Duration-Action

This attribute specifies the action to take place when the long duration timeout expires for a subscriber session.

**Syntax** Enumerated Integer. Supports the following value(s):

- Detection = 1
- Disconnection = 2
- Dormant-Only-Disconnection = 3
- Dormant-Only-Detection = 4

**Length** 4

**Type** 26

**Vendor ID** 8164

**VSA Type** 45

## SN-Long-Duration-Notification

SN-Long-Duration-Notification.

**Syntax** Enumerated Integer. Supports the following value(s):

- Suppress = 0

- Send = 1

**Length** 4

**Type** 26

**Vendor ID** 8164

**VSA Type** 253

## SN-Long-Duration-Timeout

This attribute is used to detect and if necessary disconnect sessions connected to the PDSN. This attribute configures the time period, in seconds, before either alerting the administrator or disconnecting the subscriber.

**Syntax** Integer

**Length** 4

**Type** 26

**Vendor ID** 8164

**VSA Type** 44

## SN-Max-Sec-Contexts-Per-Subs

Maximum secondary PDP contexts per subscriber.

**Syntax** Unsigned Integer

**Length** 2

**Type** 26

**Vendor ID** 8164

**VSA Type** 290

## SN-Mediation-Acct-Rsp-Action

When this attribute is set to None, there is no action taken while waiting for a response for the accounting start message from the Mediation Accounting server. When this attribute is set to No-Early-PDUs the system buffers all packets from the user (uplink) until a response for the accounting start message is received from the Mediation Accounting server. When set to Delay\_GTP\_Response, the system does not send a GTP create PDP response to the GGSN until a response for the accounting start message is received from the Mediation Accounting server. If the attribute is not present in Access-Accept message or if the attribute value is invalid, the value "None" is assumed.

**Syntax** Enumerated Integer. Supports the following value(s):

- None = 0
- No\_Early\_PDUs = 1
- Delay\_GTP\_Response = 2

**Length** 4

**Type** 26

**Vendor ID** 8164

**VSA Type** 105

## SN-Mediation-Enabled

This attribute indicates whether the Mediation Accounting configuration is enabled or disabled for GGSN.

**Syntax** Enumerated Integer. Supports the following value(s):

- Disabled = 0
- Enabled = 1

**Length** 4

**Type** 26

**Vendor ID** 8164

**VSA Type** 123

## SN-Mediation-No-Interims

This attribute is used to disable or enable Mediation Interim Accounting Records for the session.

**Syntax** Enumerated Integer. Supports the following value(s):

- Disabled = 0
- Enabled = 1

**Length** 4

**Type** 26

**Vendor ID** 8164

**VSA Type** 146

## SN-Mediation-VPN-Name

This attribute specifies the Mediation Context name for the session.

**Syntax** String

**Length** 1-128

**Type** 26

**Vendor ID** 8164

**VSA Type** 104

## SN-Min-Compress-Size

This attribute specifies the minimum size (in octets) a data packet can have in order to be compressed.

**Syntax** Unsigned Integer

**Length** 4

**Type** 26

**Vendor ID** 8164

**VSA Type** 23

## SN-MIP-AAA-Assign-Addr

This attribute specifies if the PDSN/FA will allow AAA to assign the home address. The default is to not allow AAA to assign the home address.

**Syntax** Enumerated Integer. Supports the following value(s):

- Disabled = 0
- Enabled = 1

**Length** 4

**Type** 26

**Vendor ID** 8164

**VSA Type** 50

## SN-MIP-ANCID

Accounting correlation ID created by IPGW, received by VBM and HBM.

**Syntax** Opaque Value

**Length** 12

**Type** 26

**Vendor ID** 8164

**VSA Type** 166

## SN-MIP-Dual-Anchor

Enable/disable dual-anchor service for a subscriber.

**Syntax** Enumerated Integer. Supports the following value(s):

- Disabled = 0
- Enabled = 1

**Length** 4

**Type** 26

**Vendor ID** 8164

**VSA Type** 165

## SN-MIP-HA-Assignment-Table

MIP-HA Assignment Table name. When this is received in an Access-Accept message, the system uses this local table to get the HA Address.

**Syntax** String

**Length** 1-253

**Type** 26

**Vendor ID** 8164

**VSA Type** 154

## SN-MIP-Match-AAA-Assign-Addr

This attribute specifies if the PDSN/FA will enforce that a non-zero AAA-specified home address must match the home address present in the MIP RRQ from the mobile node, and disconnect the subscriber session if a match is not present. The default is not to force the addresses to match.

**Syntax** Enumerated Integer. Supports the following value(s):

- Disabled = 0
- Enabled = 1

**Length** 4

**Type** 26

**Vendor ID** 8164

**VSA Type** 51

## SN-MIP-MIN-Reg-Lifetime-Realm

This attribute configures the minimum MIP registration lifetime for a subscriber/realm.

**Syntax** Unsigned Integer

**Length** 4

**Type** 26

**Vendor ID** 8164

**VSA Type** 12

## SN-MIP-Reg-Lifetime-Realm

This attribute configures the maximum MIP registration lifetime for a subscriber/realm.



**Syntax** Unsigned Integer

**Length** 4

**Type** 26

**Vendor ID** 8164

**VSA Type** 175

## SN-MIP-Send-Ancid

This attribute enables/disables sending ANCID from FA to HA in MIP RRQ.

**Syntax** Enumerated Integer. Supports the following value(s):

- Disabled = 0
- Enabled = 1

**Length** 4

**Type** 26

**Vendor ID** 8164

**VSA Type** 163

## SN-MIP-Send-Correlation-Info

This attribute enables/disables sending of correlation-id from FA to HA in MIP RRQ.

**Syntax** Enumerated Integer. Supports the following value(s):

- Disabled = 0
- NVSE\_Starent = 1
- NVSE\_CUstom1 = 2
- NVSE\_Custom2 = 3

**Length** 4

**Type** 26

**Vendor ID** 8164

**VSA Type** 188

## SN-MIP-Send-Host-Config

This attribute is used to enable/disable Host Config Extension in MIP RRQ.

**Type** 26

**Syntax** Enumerated Integer. Supports the following value(s):

- Disabled = 0

- Enabled = 1

**Length** 1

**Vendor ID** 8164

**VSA Type** 311

## SN-MIP-Send-Imsi

AAA attribute to enable/disable sending IMSI from FA to HA in MIP RRQ.

**Syntax** Enumerated Integer. Supports the following value(s):

- Disabled = 0
- NVSE\_Starent = 1
- NVSE\_Custom1 = 2
- NVSE\_Custom2 = 3

**Length** 4

**Type** 26

**Vendor ID** 8164

**VSA Type** 164

## SN-MIP-Send-Term-Verification

This attribute specifies whether the PDSN/FA should send the Terminal Verification Normal Vendor/Organization Specific Extension (NVSE) in the Mobile IP RRQ message to the HA. The default is not to send the Terminal Verification NVSE.

**Syntax** Enumerated Integer. Supports the following value(s):

- Disabled = 0
- NVSE\_Custom1 = 1
- NVSE\_Custom2 = 2
- NVSE\_Starent = 3

**Length** 4

**Type** 26

**Vendor ID** 8164

**VSA Type** 48

## SN-MN-HA-Hash-Algorithm

This attribute contains the hash algorithm to use for MN-HA authentication.

**Syntax** Enumerated Integer. Supports the following value(s):

- MD5 = 1
- MD5-RFC2002 = 2
- HMAC-MD5 = 3

**Length** 4

**Type** 26

**Vendor ID** 8164

**VSA Type** 99

## SN-MN-HA-Timestamp-Tolerance

This attribute indicates the duration of timestamp tolerance, in seconds, to use for MN-HA authentication.

**Syntax** Unsigned Integer

**Length** 4

**Type** 26

**Vendor ID** 8164

**VSA Type** 30

## SN-Mode

Robust Header Compression (ROHC) Mode. Reliable mode means each ROHC control needs to be Acknowledged. Optimistic mode is a modified version to reduce the number of control messages and bandwidth consumption. Unidirectional assumes a one way link without any Feedback from the decompressor.

**Syntax** Enumerated Integer. Supports the following value(s):

- Reliable = 0
- Optimistic = 1
- Unidirectional = 2

**Length** 4

**Type** 26

**Vendor ID** 8164

**VSA Type** 151

## SN-MS-ISDN

SN-MS-ISDN.

**Syntax** Opaque Value

**Length** 1-9

**Type** 26

**Vendor ID** 8164

**VSA Type** 248

## SN-NAI-Construction-Domain

This attribute specifies the domain name to use when constructing the NAI.

**Syntax** String

**Length** 1-247

**Type** 26

**Vendor ID** 8164

**VSA Type** 37

## SN-NAT-IP-Address

This attribute includes the NAT (public) IP address used for the call.

**Syntax** IPv4 Address

**Length** 4

**Type** 26

**Vendor ID** 8164

**VSA Type** 297

## SN-Node-Functionality

This attribute includes the functionality identifier of the IMS node where the cause code was generated.

**Syntax** Enumerated Integer. Supports the following value(s):

- S-CSCF = 0
- P-CSCF = 1
- I-CSCF = 2

**Length** 4

**Type** 26

**Vendor ID** 8164

**VSA Type** 268

## SN-NPU-Qos-Priority

This attribute configures inter-subscriber priority queueing based on class of service offered. Gold has the highest priority and Best\_effort the lowest priority. From\_DSCP means the priority queueing will be done based on the DSCP marking that the incoming subscriber packet carries.

**Syntax** Enumerated Integer. Supports the following value(s):

- Best\_Effort = 0
- Bronze = 1
- Silver = 2
- Gold = 3
- From\_DSCP = 4

**Length** 4

**Type** 26

**Vendor ID** 8164

**VSA Type** 98

## SN-Ntk-Initiated-Ctx-Ind-Flag

Indicates whether the GGSN call is a network initiated PDP Context.

**Syntax** Opaque Value

**Length** 1

**Type** 26

**Vendor ID** 8164

**VSA Type** 142

## SN-Ntk-Session-Disconnect-Flag

SN-Ntk-Session-Disconnect-Flag.

**Syntax** Enumerated Integer. Supports the following value(s):

- Session-Disconnect = 1

**Length** 4

**Type** 26

**Vendor ID** 8164

**VSA Type** 143

## SN-Nw-Reachability-Server-Name

This attribute specifies the name of the Network Reachability Detection Server.

**Syntax** String

**Length** 1-16

**Type** 26

**Vendor ID** 8164

**VSA Type** 65

## SN-Originating-IOI

This attribute holds the Inter Operator Identifier for the originating network in the home network of the originating end user.

**Syntax** String

**Length** 1-253

**Type** 26

**Vendor ID** 8164

**VSA Type** 261

## SN-Overload-Disc-Connect-Time

This attribute provides inactivity time for session to become candidate for disconnection during overload.

**Syntax** Uint32

**Type** 26

**Vendor ID** 8164

**VSA Type** 233

## SN-Overload-Disc-Inact-Time

This attribute provides inactivity time for session to become candidate for disconnection during overload.

**Syntax** Uint32

**Type** 26

**Vendor ID** 8164

**VSA Type** 234

## SN-Overload-Disconnect

This attribute enables (if one) and disables the overload-disconnect feature for a subscriber.

**Syntax** Uint32

**Type** 26

**Vendor ID** 8164

**VSA Type** 235

## SN-PDG-TTG-Required

TTG mode of operation Required for PDG.

**Syntax** Enumerated Integer. Supports the following value(s):

- No = 0
- Yes = 1

**Length** 1

**Type** 26

**Vendor ID** 8164

**VSA Type** 299

## SN-PDIF-MIP-Release-TIA

PDIF mobile IP release TIA.

**Syntax** Enumerated Integer. Supports the following value(s):

- No = 0
- Yes = 1

**Length** 4

**Type** 26

**Vendor ID** 8164

**VSA Type** 172

## SN-PDIF-MIP-Required

PDIF mobile IP required.

**Syntax** Enumerated Integer. Supports the following value(s):

- No = 0
- Yes = 1

**Length** 4

**Type** 26

**Vendor ID** 8164

**VSA Type** 170

## SN-PDIF-MIP-Simple-IP-Fallback

PDIF mobile IP simple IP fallback.

**Syntax** Enumerated Integer. Supports the following value(s):

- No = 0
- Yes = 1

**Length** 4

**Type** 26

**Vendor ID** 8164

**VSA Type** 173

## SN-PDSN-Correlation-Id

Correlation ID received from PDSN to HA.

**Syntax** Opaque Value

**Length** 8

**Type** 26

**Vendor ID** 8164

**VSA Type** 189

## SN-PDSN-Handoff-Req-IP-Addr

This attribute specifies if the PDSN should reject and terminate the subscriber session when the proposed address in IPCP by the mobile does not match the existing address in the PDSN. The default (Disabled) is not to reject these sessions.

**Syntax** Enumerated Integer. Supports the following value(s):

- Disabled = 0
- Enabled = 1

**Length** 4

**Type** 26

**Vendor ID** 8164

**VSA Type** 46

## SN-PDSN-NAS-Id

NAS Identifier received from PDSN to HA

**Syntax** String



**Length** 1-253

**Type** 26

**Vendor ID** 8164

**VSA Type** 190

## SN-PDSN-NAS-IP-Address

NAS IP address received from PDSN to HA.

**Syntax** IPv4 Address

**Length** 4

**Type** 26

**Vendor ID** 8164

**VSA Type** 191

## SN-Permit-User-Mcast-PDUs

Specifies whether or not to let the subscriber discard multicast PDUs.

**Syntax** Enumerated Integer. Supports the following value(s):

- disabled = 0
- enabled = 1

**Length** 4

**Type** 26

**Vendor ID** 8164

**VSA Type** 134

## SN-PPP-Accept-Peer-v6Ifid

This attribute indicates the acceptance of the interface ID provided by peer during PPP IPv6CP if the ID is valid. The default is disabled.

**Syntax** Enumerated Integer. Supports the following value(s):

- Disabled = 0
- Enabled = 1

**Length** 4

**Type** 26

**Vendor ID** 8164

**VSA Type** 95

## SN-PPP-Always-On-Vse

SN-PPP-Always-On-Vse.

**Syntax** Enumerated Integer. Supports the following value(s):

- Disabled = 0
- Enabled = 1

**Length** 4

**Type** 26

**Vendor ID** 8164

**VSA Type** 130

## SN-PPP-Data-Compression-Mode

This attribute indicates the PPP data compression mode to use for the PPP session when PPP data compression is used.

**Syntax** Enumerated Integer. Supports the following value(s):

- Normal = 0
- Stateless = 1

**Length** 4

**Type** 26

**Vendor ID** 8164

**VSA Type** 19

## SN-PPP-Data-Compression

This attribute indicates the PPP data compression algorithm to use for the PPP session. The attribute value is a bit field, and many algorithms can be specified to indicate that one of these may be chosen by the user.

**Syntax** Enumerated Integer. Supports the following value(s):

- None = 0
- Stac-LZS = 1
- MPPC = 2
- Deflate = 4

**Length** 4

**Type** 26

**Vendor ID** 8164

**VSA Type** 9

## SN-PPP-Keepalive

This attribute indicates the interval for the PPP keepalive, in seconds.

**Syntax** Unsigned Integer

**Length** 4

**Type** 26

**Vendor ID** 8164

**VSA Type** 16

## SN-PPP-NW-Layer-IPv4

This attribute indicates the PPP IPCP negotiation for IPv4. The default is enabled.

**Syntax** Enumerated Integer. Supports the following value(s):

- Disabled = 0
- Enabled = 1
- Passive = 2

**Length** 4

**Type** 26

**Vendor ID** 8164

**VSA Type** 92

## SN-PPP-NW-Layer-IPv6

This attribute indicates the PPP IPv6CP negotiation for IPv6. The default is enabled.

**Syntax** Enumerated Integer. Supports the following value(s):

- Disabled = 0
- Enabled = 1
- Passive = 2

**Length** 4

**Type** 26

**Vendor ID** 8164

**VSA Type** 93

## SN-PPP-Outbound-Password

This attribute indicates the password to be used when the user side of the PPP connection requires authentication.

**Syntax** String

**Length** 1-253

**Type** 26

**Vendor ID** 8164

**VSA Type** 15

## SN-PPP-Outbound-Username

This attribute indicates the username to be used when the user side of the PPP connection requires authentication.

**Syntax** String

**Length** 1-253

**Type** 26

**Vendor ID** 8164

**VSA Type** 61

## SN-PPP-Progress-Code

This attribute provides information about the "state" of the PPP connection, when the connection was terminated.

**Syntax** Enumerated Integer. Supports the following value(s):

- Not-Defined = 0
- Call-Lcp-Down = 10
- Call-Disconnecting = 20
- Call-Ppp-Renegotiating = 30
- Call-Arrived = 40
- Call-Pdg-Tcp-Connecting = 45
- Call-Pdg-Ssl-Connecting = 46
- Call-Lcp-Up = 50
- Call-Authenticating = 60
- Call-Bcmcs-Authenticating = 70
- Call-Authenticated = 80
- Call-Tunnel-Connecting = 85
- Call-Ipcp-Up = 90
- Call-Imsa-Authorizing = 95
- Call-Imsa-Authorized = 97
- Call-MBMS-UE-Authorizing = 98

- Call-MBMS-Bearer-Authorizing = 99
- Call-Simple-IP-Connected = 100
- Call-Mobile-IP-Connected = 110
- Call-Tunnel-Connected = 115
- Call-Pdp-Type-IP-Connected = 120
- Call-Pdp-Type-IPv6-Connected = 125
- Call-Pdp-Type-PPP-Connected = 130
- Call-GTP-Connecting = 131
- Call-GTP-Connected = 132
- Call-Proxy-Mobile-IP-Connected = 140
- Call-Pdg-Ssl-Connected = 141
- Call-Pdg-Connected = 142
- Call-Ipsec-Connected = 145
- Call-Bcmcs-Connected = 150
- Call-MBMS-UE-Connected = 155
- Call-MBMS-Bearer-Connected = 156
- Call-Pending-Addr-From-DHCP = 160
- Call-Got-Addr-From-DHCP = 170
- Call-HA-IPSEC-Tunnel-Connecting = 180
- Call-HA-IPSEC-Connected = 190
- Call-ASN-Non-Anchor-Connected = 200
- Call-ASNPC-Connected = 210 Call-Mobile-IPv6-Connected = 220
- Call-PMIPv6-Connected = 221
- Call-PHSPC-Connected = 230
- Call-GTP-IPv4-Connected = 235
- Call-GTP-IPv6-Connected = 236
- Call-GTP-IPv4-IPv6-Connected = 237
- Call-SGW-Connected = 245
- Call-MME-Attached = 246
- Call-Auth-Only-Connected = 247

**Length 4**

**Type 26**

**Vendor ID** 8164

**VSA Type** 4

## SN-PPP-Reneg-Disc

PPP remote renege disconnect policy

**Type** 26

**Syntax** Enumerated Integer. Supports the following value(s):

- Never = 0
- Always = 1
- NAI\_Prefix\_MSID\_Mismatch = 2

**Length** 4

**Vendor ID** 8164

**VSA Type** 187

## SN-Prepaid-Compressed-Count

This attribute indicates if a Pre-paid subscriber's byte usage should be counted on the basis of compressed or uncompressed byte data over the subscriber's PPP connection to the system. If not present, the default is to count uncompressed byte data.

**Syntax** Enumerated Integer. Supports the following value(s):

- Uncompressed = 0
- Compressed = 1

**Length** 4

**Type** 26

**Vendor ID** 8164

**VSA Type** 31

## SN-Prepaid-Final-Duration-Alg

For prepaid, final duration is calculated based on the algorithm specified by the value of this attribute.

**Syntax** Enumerated Integer. Supports the following value(s):

- current\_time = 0
- last-user-layer3-activity-time = 1
- last-airlink-activity-time = 2
- last-airlink-activity-time-last-reported = 3

**Length** 4  
**Type** 26  
**Vendor ID** 8164  
**VSA Type** 135

## SN-Prepaid-Inbound-Octets

In an Access-Accept, this indicates how many additional inbound (bytes delivered to the subscriber) byte credits should be granted to the subscriber. In an Accounting- Request, this indicates how many total inbound byte credits have been granted to the subscriber. When this attribute is not present in the Access-Accept, then pre-paid usage checking is disabled on an inbound octet basis.

**Syntax** Unsigned Integer  
**Length** 4  
**Type** 26  
**Vendor ID** 8164  
**VSA Type** 32

## SN-Prepaid-Outbound-Octets

SN-Prepaid-Outbound-Octets  
**Syntax** Unsigned Integer  
**Length** 4  
**Type** 26  
**Vendor ID** 8164  
**VSA Type** 33

## SN-Prepaid-Preference

This attribute specifies whether prepaid is volume based or duration based.

**Syntax** Enumerated Integer. Supports the following value(s):

- prepaid\_duration = 0
- prepaid\_volume = 1

**Length** 4  
**Type** 26  
**Vendor ID** 8164  
**VSA Type** 129

## SN-Prepaid-Timeout

This attribute indicates how much time may elapse before a new request for more pre-paid credits is issued. If the specified time has elapsed since the prior grant of credits was received from the RADIUS server, then a new request for credits is issued. This attribute is primarily used to periodically update the subscriber of new credits issued since the subscriber was connected. Note that credit requests will still be made on behalf of the subscriber when the subscriber drops down to the low watermark of credits (or zero if there is no low watermark). The presence or absence of this attribute does not affect that mechanism in any way. However, this timer is re-set whenever any grant of credits is received on behalf of the subscriber, regardless of why the grant of credits was requested.

**Syntax** Unsigned Integer

**Length** 4

**Type** 26

**Vendor ID** 8164

**VSA Type** 35

## SN-Prepaid

Prepaid

**Syntax** Enumerated Integer. Supports the following value(s):

- no\_prepaid = 0
- custom\_prepaid = 1
- standard\_prepaid = 2
- wimax\_prepaid = 4

**Length** 4

**Type** 26

**Vendor ID** 8164

**VSA Type** 128

## SN-Prepaid-Total-Octets

In an Access-Accept, this attribute indicates how many additional byte credits (combining both inbound and outbound counts) should be granted to the subscriber. In an Accounting- Request, this indicates how many total bytes credits (combined inbound and outbound) have been granted to the subscriber. When this attribute is not present in the Access-Accept, then pre-paid usage checking is disabled on a combined inbound and outbound octet-count basis.

**Syntax** Unsigned Integer

**Length** 4

**Type** 26

**Vendor ID** 8164



VSA Type 34

## SN-Prepaid-Watermark

This attribute Indicates the percentage of remaining granted credits that will trigger a new request to grant credits from the RADIUS server. For example, if 1GB of credits was granted to a user, and the value of SN-Prepaid-Watermark was 10, then when 100 MB of credits are remaining (900 MB have been used) to the subscriber, a new request for any new byte credits is issued on behalf of the subscriber. Note that when calculating the pre-paid low watermark, the total credits granted for the subscriber's entire session is used.

**Syntax** Unsigned Integer

**Length** 4

**Type** 26

**Vendor ID** 8164

**VSA Type** 36

## SN-Primary-DCCA-Peer

This attribute indicates the name of the primary DCCA peer and primary DCCA realm.

**Syntax** String

**Length** 1-192

**Type** 26

**Vendor ID** 8164

**VSA Type** 223

## SN-Primary-DNS-Server

This attribute indicates the IP address of the primary DNS server that should be used for the session.

**Syntax** IPv4 Address

**Length** 4

**Type** 26

**Vendor ID** 8164

**VSA Type** 5

## SN-Primary-NBNS-Server

Primary NBNS Server IP address.

**Syntax** IPv4 Address

**Length** 4

**Type** 26

**Vendor ID** 8164

**VSA Type** 148

## SN-Proxy-MIP

This attribute specifies if the PDSN/FA will perform compulsory Proxy-MIP tunneling for a Simple-IP PDSN subscriber. This feature is licensed. The default is not to perform compulsory Proxy-MIP.

**Syntax** Enumerated Integer. Supports the following value(s):

- Disabled = 0
- Enabled = 1

**Length** 4

**Type** 26

**Vendor ID** 8164

**VSA Type** 52

## SN-Pseudonym-Username

This attribute contains the pseudonym user name generated by AAA server.

**Syntax** Opaque Value

**Length** 1-256

**Type** 26

**Vendor ID** 8164

**VSA Type** 305

## SN-QoS-Background-Class

This attribute defines the QOS Background Traffic Class.

**Syntax** Opaque Value

**Length** 28

**Type** 26

**Vendor ID** 8164

**VSA Type** 91

## SN-QoS-Class-Background-PHB

Quality of Service DSCP classification value.

**Syntax** Enumerated Integer. Supports the following value(s):

- Best-Effort = 0

- Pass-Through = 1
- AF11 = 10
- AF12 = 12
- AF13 = 14
- AF21 = 18
- AF22 = 20
- AF23 = 22
- AF31 = 26
- AF32 = 28
- AF33 = 30
- AF41 = 34
- AF42 = 36
- AF43 = 38
- EF = 46

**Length** 4

**Type** 26

**Vendor ID** 8164

**VSA Type** 113

## SN-QoS-Class-Conversational-PHB

Quality of Service DSCP classification value.

**Syntax** Enumerated Integer. Supports the following value(s):

- Best-Effort = 0
- Pass-Through = 1
- AF11 = 10
- AF12 = 12
- AF13 = 14
- AF21 = 18
- AF22 = 20
- AF23 = 22
- AF31 = 26
- AF32 = 28

- AF33 = 30
- AF41 = 34
- AF42 = 36
- AF43 = 38
- EF = 46

**Length** 4

**Type** 26

**Vendor ID** 8164

**VSA Type** 111

## SN-QoS-Class-Interactive-1-PHB

Interactive-1 class PHB value.

**Syntax** Enumerated Integer. Supports the following value(s):

- Best-Effort = 0
- Pass-Through = 1
- AF11 = 10
- AF12 = 12
- AF13 = 14
- AF21 = 18
- AF22 = 20
- AF23 = 22
- AF31 = 26
- AF32 = 28
- AF33 = 30
- AF41 = 34
- AF42 = 36
- AF43 = 38
- EF = 46

**Length** 4

**Type** 26

**Vendor ID** 8164

**VSA Type** 114

## SN-QoS-Class-Interactive-2-PHB

Interactive-2 class PHB.

**Syntax** Enumerated Integer. Supports the following value(s):

- Best-Effort = 0
- Pass-Through = 1
- AF11 = 10
- AF12 = 12
- AF13 = 14
- AF21 = 18
- AF22 = 20
- AF23 = 22
- AF31 = 26
- AF32 = 28
- AF33 = 30
- AF41 = 34
- AF42 = 36
- AF43 = 38
- EF = 46

**Length** 4

**Type** 26

**Vendor ID** 8164

**VSA Type** 115

## SN-QoS-Class-Interactive-3-PHB

Interactive-3 class PHB.

**Syntax** Enumerated Integer. Supports the following value(s):

- Best-Effort = 0
- Pass-Through = 1
- AF11 = 10
- AF12 = 12
- AF13 = 14
- AF21 = 18

- AF22 = 20
- AF23 = 22
- AF31 = 26
- AF32 = 28
- AF33 = 30
- AF41 = 34
- AF42 = 36
- AF43 = 38
- EF = 46

**Length** 4

**Type** 26

**Vendor ID** 8164

**VSA Type** 116

## SN-QoS-Class-Streaming-PHB

Quality of Service DSCP classification value.

**Syntax** Enumerated Integer. Supports the following value(s):

- Best-Effort = 0
- Pass-Through = 1
- AF11 = 10
- AF12 = 12
- AF13 = 14
- AF21 = 18
- AF22 = 20
- AF23 = 22
- AF31 = 26
- AF32 = 28
- AF33 = 30
- AF41 = 34
- AF42 = 36
- AF43 = 38
- EF = 46

**Length** 4  
**Type** 26  
**Vendor ID** 8164  
**VSA Type** 112

## SN-QoS-Conversation-Class

This attribute defines the QoS Conversation Traffic Class.

**Syntax** Opaque Value  
**Length** 28  
**Type** 26  
**Vendor ID** 8164  
**VSA Type** 86

## SN-QoS-HLR-Profile

QoS with Allocation Retention bit. QoS structured as per 29.002.

**Syntax** QoS-HLR-Profile  
**Type** 26  
**Vendor ID** 8164  
**VSA Type** 303

## SN-QoS-Interactive1-Class

This attribute defines the QoS Interactive TrafficClass.

**Syntax** Opaque Value  
**Length** 28  
**Type** 26  
**Vendor ID** 8164  
**VSA Type** 88

## SN-QoS-Interactive2-Class

This attribute defines the QoS Interactive2 Traffic Class.

**Syntax** Opaque Value  
**Length** 28  
**Type** 26  
**Vendor ID** 8164

VSA Type 89

## SN-QoS-Interactive3-Class

This attribute defines the QoS Interactive3 Traffic Class.

**Syntax** Opaque Value

**Length** 28

**Type** 26

**Vendor ID** 8164

VSA Type 90

## SN-QoS-Negotiated

Negotiated QoS for GGSN sessions.

**Syntax** Opaque Value

**Length** 4-28

**Type** 26

**Vendor ID** 8164

VSA Type 147

## SN-QoS-Renegotiation-Timeout

This attribute configures the timeout duration of dampening time for dynamic QoS renegotiation.

**Syntax** Unsigned Integer

**Length** 4

**Type** 26

**Vendor ID** 8164

VSA Type 145

## SN-QoS-Streaming-Class

This attribute defines the QoS Streaming Traffic Class.

**Syntax** Opaque Value

**Length** 28

**Type** 26

**Vendor ID** 8164

VSA Type 87



## SN-QoS-Tp-Dnlk

This attribute enables/disables Traffic Policing/Shaping in downlink direction.

**Syntax** Enumerated Integer. Supports the following value(s):

- Disabled = 0
- Policing = 1
- Shaping = 2

**Length** 4

**Type** 26

**Vendor ID** 8164

**VSA Type** 73

## SN-QoS-Tp-Uplk

This attribute enables/disables Traffic Policing/Shaping in uplink direction.

**Syntax** Enumerated Integer. Supports the following value(s):

- Disabled = 0
- Policing = 1
- Shaping = 2

**Length** 4

**Type** 26

**Vendor ID** 8164

**VSA Type** 79

## SN-QoS-Traffic-Policy

This compound attribute simplifies sending QoS values for Traffic Class, Direction, Burst-Size, Committed-Data-Rate, Peak-Data-Rate, Exceed-Action, and Violate-Action from the RADIUS server. When the SN-QoS-Traffic-Policy attribute is sent along with Acct-Session-ID attribute, the system matches the particular PDP context, and applies the new policy and retains the policy with the subscriber profile for future use. The next time the system sends a CoA request with a new policy and a different Acct-Session-ID for the same subscriber, the previously received policy is also applied to the matching PDP context along with the new policy.

**Type** 26

**Vendor ID** 8164

**VSA Type** 177

**Syntax** Compound. Contains the following sub-attribute(s).

## Direction

Direction of the PDF.

**Syntax** Unsigned Integer

**Length** 1

**Type** 1

## Class

Traffic class.

**Syntax** Unsigned Integer

**Length** 1

**Type** 2

## Burst-Size

Peak burst size.

**Syntax** Unsigned Integer

**Length** 4

**Type** 3

## Committed-Data-Rate

Committed data rate.

**Syntax** Unsigned Integer

**Length** 4

**Type** 4

## Peak-Data-Rate

Peak data rate.

**Syntax** Unsigned Integer

**Length** 4

**Type** 5

## Exceed-Action

Action to take on packets that exceed the Committed-Data-Rate but do not violate the Peak-Data-Rate.

**Syntax** Unsigned Integer

**Length** 1

**Type** 6

## Violate-Action

Violate action.

**Syntax** Unsigned Integer

**Length** 1

**Type** 7

## Auto-Readjust-Enabled

Auto-readjust enabled.

**Syntax** Unsigned Integer

**Length** 1

**Type** 8

## Auto-Readjust-Duration

Auto-readjust duration.

**Syntax** Unsigned Integer

**Length** 4

**Type** 9

## Qci

Available only in 11.0 and later releases. QOS QCI accepted values are 1 (qci 1), 2 (qci 2), 3 (qci 3), 4 (qci 4), 5 (qci 5), 6 (qci 6), 7 (qci 7), 8 (qci 8), 9 (qci 9).

**Syntax** Unsigned Integer

**Length** 1

**Type** 10

## SN-Rad-APN-Name

This attributes specifies the RADIUS returned APN name.

**Type** 26

**Syntax** Opaque Value

**Length** 1-64

**Vendor ID** 8164

**VSA Type** 162

## SN-Radius-Returned-Username

This attribute is used to prefer RADIUS returned user name over constructed user name in the accounting messages.

**Type** 26

**Syntax** Enumerated Integer. Supports the following value(s):

- No = 0
- Yes = 1

**Length** 4

**Vendor ID** 8164

**VSA Type** 236

## SN-Re-CHAP-Interval

The Periodic CHAP authentication interval for PPP, in seconds.

**Syntax** Unsigned Integer

**Length** 4

**Type** 26

**Vendor ID** 8164

**VSA Type** 7

## SN-Roaming-Behavior

This attribute specifies the configuration for the behavior bits settings for a roaming subscriber in an APN.

**Syntax** Unsigned Integer

**Length** 4

**Type** 26

**Vendor ID** 8164

**VSA Type** 121

## SN-Roaming-Profile

This attribute specifies the configuration for the profile bits settings for a roaming subscriber in an APN.

**Syntax** Unsigned Integer

**Length** 4

**Type** 26

**Vendor ID** 8164

**VSA Type** 118

## SN-Roaming-Sub-Use-GGSN

This attribute configures GGSN to accept GGSN's charging characteristics for roaming subscribers defined for the APN.

**Syntax** Enumerated Integer. Supports the following value(s):

- Deny = 0
- Accept = 1

**Length** 4

**Type** 26

**Vendor ID** 8164

**VSA Type** 108

## SN-ROHC-Flow-Marking-Mode

Configure ROHC compression for marked flows only.

**Type** 26

**Syntax** Enumerated Integer. Supports the following value(s):

- False = 0
- True = 1

**Length** 4

**Vendor ID** 8164

**VSA Type** 195

## SN-ROHC-Profile-Name

Specifies the ROHC profile to use for the subscriber.

**Type** 26

**Syntax** String

**Length** 1-64

**Vendor ID** 8164

**VSA Type** 238

## SN-Role-Of-Node

This attribute denotes the role of the CSCF.

**Syntax** Enumerated Integer. Supports the following value(s):

- Originating\_Role = 0

- Terminating\_Role = 1

**Length** 4

**Type** 26

**Vendor ID** 8164

**VSA Type** 256

## SN-Routing-Area-Id

For GGSN calls this indicates the Routing Area ID of the subscriber.

**Syntax** Opaque Value

**Length** 3

**Type** 26

**Vendor ID** 8164

**VSA Type** 249

## SN-Rulebase

When the session is active charging enabled, Rulebase name will specify one of the pre-configured ECSv2 rulebases in active charging subsystem.

**Syntax** String

**Length** 1-64

**Type** 26

**Vendor ID** 8164

**VSA Type** 250

## SN-SDP-Session-Description

This attribute contains the Session portion of the SDP data exchanged between the User Agents in the SIP transaction.

**Syntax** SDP-Session-Description

**Type** 26

**Vendor ID** 8164

**VSA Type** 263

## SN-Sec-IP-Pool-Name

This attribute contains the secondary IP pool name.

**Syntax** String

**Length** 1-253

**Type** 26

**Vendor ID** 8164

**VSA Type** 265

## SN-Secondary-DCCA-Peer

This attribute indicates the name of the Secondary DCCA peer and Secondary DCCA realm.

**Syntax** String

**Length** 1-192

**Type** 26

**Vendor ID** 8164

**VSA Type** 224

## SN-Secondary-DNS-Server

This attribute indicates the IP address of the secondary DNS server that should be used for the session.

**Syntax** IPv4 Address

**Length** 4

**Type** 26

**Vendor ID** 8164

**VSA Type** 6

## SN-Secondary-NBNS-Server

Secondary NBNS server IP address.

**Syntax** IPv4 Address

**Length** 4

**Type** 26

**Vendor ID** 8164

**VSA Type** 149

## SN-Service-Address

Used to send bind IP address of the service in RADIUS messages.

**Syntax** IPv4 Address

**Length** 4

**Type** 26

**Vendor ID** 8164

**VSA Type** 169

## SN-Service-Type

This attribute indicates the service type that the user is accessing.

**Syntax** Enumerated Integer. Supports the following value(s):

- None = 0
- PDSN = 1
- Management = 2
- HA = 3
- GGSN = 4
- LNS = 5
- IPSG = 6
- CSCF = 7
- ASNGW = 8
- PDIF = 9
- STANDALONE\_FA = 10
- SGSN = 11
- PHSGW = 12
- EPDG = 13
- MIPV6HA = 14
- PGW = 15
- SGW = 16
- FNG = 17
- MSEG = 18
- HNBNW = 19
- BNG = 20
- WSG = 21
- SAMOG = 22

**Length** 4

**Type** 26

**Vendor ID** 8164



VSA Type 24

## SN-Session-Id

This attribute contains Call-ID of the SIP session.

**Syntax** String

**Length** 0-160

**Type** 26

**Vendor ID** 8164

VSA Type 257

## SN-Simultaneous-SIP-MIP

This attribute indicates if a PDSN Subscriber can simultaneously be given Simple IP and Mobile IP service.

**Syntax** Enumerated Integer. Supports the following value(s):

- Disabled = 0
- Enabled = 1

**Length** 4

**Type** 26

**Vendor ID** 8164

VSA Type 22

## SN-SIP-Method

This attribute identifies the SIP-method for which acct request is sent.

**Syntax** String

**Length** 0-32

**Type** 26

**Vendor ID** 8164

VSA Type 254

## SN-SIP-Request-Time-Stamp

This attribute specifies the time of initial SIP request.

**Syntax** Unsigned Integer

**Length** 4

**Type** 26

**Vendor ID** 8164

VSA Type 258

## SN-SIP-Response-Time-Stamp

This attribute specifies the time of response to initial SIP request.

**Syntax** Unsigned Integer

**Length** 4

**Type** 26

**Vendor ID** 8164

**VSA Type** 259

## SN-Software-Version

Specifies the software version. Includes the major version number, minor version number, and build number.

**Type** 26

**Syntax** String

**Length** 1-32

**Vendor ID** 8164

**VSA Type** 288

## SN-Subs-Acc-Flow-Traffic-Valid

Specifies the subscriber account flow traffic is valid.

**Type** 26

**Syntax** Enumerated Integer. Supports the following value(s):

- Disable = 0
- Enable = 1

**Length** 4

**Vendor ID** 8164

**VSA Type** 225

## SN-Subscriber-Accounting

This attribute specifically enables or disables subscriber accounting. Note that if enabled, subscriber accounting still needs to be enabled in the subscriber's AAA context for accounting to be performed.

**Syntax** Enumerated Integer. Supports the following value(s):

- None = 0
- Radius = 1

- GTPP = 2

**Length** 4

**Type** 26

**Vendor ID** 8164

**VSA Type** 64

## SN-Subscriber-Acct-Interim

This attribute specifies if accounting INTERIM messages are enabled for the subscriber. Note that accounting must also be globally enabled for the subscriber (SN-Subscriber-Accounting), and enabled for the subscriber's AAA context (along with a specific INTERIM interval), if accounting INTERIM messages are to be sent.

**Syntax** Enumerated Integer. Supports the following value(s):

- Normal = 0
- Suppress = 1

**Length** 4

**Type** 26

**Vendor ID** 8164

**VSA Type** 70

## SN-Subscriber-Acct-Mode

Specifies the subscriber accounting mode.

**Syntax** Enumerated Integer. Supports the following value(s):

- flow-based-auxilliary = 0
- flow-based-all = 1
- flow-based-none = 2
- session-based = 3
- main-a10-only = 4

**Length** 4

**Type** 26

**Vendor ID** 8164

**VSA Type** 192

## SN-Subscriber-Acct-Rsp-Action

When this attribute is set to None, there is no action taken while waiting for a response for the accounting start message from the RADIUS server. When this attribute is set to No-Early-PDUs the system buffers all

packets from the user (uplink) until a response for the accounting start message is received from the RADIUS server. When set to Delay\_GTP\_Response, the system does not send a GTP create response to the GGSN until a response for the accounting start message is received from the RADIUS server.

**Syntax** Enumerated Integer. Supports the following value(s):

- None = 0
- No\_Early\_PDUs = 1
- Delay\_GTP\_Response = 2

**Length** 4

**Type** 26

**Vendor ID** 8164

**VSA Type** 100

## SN-Subscriber-Acct-Start

This attribute specifies if accounting START messages are enabled for the subscriber. Note that accounting must also be globally enabled for the subscriber (SN-Subscriber-Accounting), and enabled for the subscriber's AAA context, if accounting START messages are to be sent.

**Syntax** Enumerated Integer. Supports the following value(s):

- Normal = 0
- Suppress = 1

**Length** 4

**Type** 26

**Vendor ID** 8164

**VSA Type** 69

## SN-Subscriber-Acct-Stop

This attribute specifies if accounting STOP messages are enabled for the subscriber. Note that accounting must also be globally enabled for the subscriber (SN-Subscriber-Accounting), and enabled for the subscriber's AAA context, if accounting STOP messages are to be sent.

**Syntax** Enumerated Integer. Supports the following value(s):

- Normal = 0
- Suppress = 1

**Length** 4

**Type** 26

**Vendor ID** 8164

**VSA Type** 71

## SN-Subscriber-Class

Customer-specific attribute to support specific subscriber billing behavior.

**Syntax** Enumerated Integer. Supports the following value(s):

- Normal\_Subscriber = 0
- Ting\_100 = 1
- Ting\_500 = 2
- Ting\_Buddy = 3
- Ting\_Star = 4
- Ting\_Nolimit\_SMS = 5
- Kids\_Locator = 6
- Ting\_2000 = 7
- Handicapped\_Welfare = 8
- Reserved = 9

**Length** 4

**Type** 26

**Vendor ID** 8164

**VSA Type** 219

## SN-Subscriber-Dormant-Activity

This attribute specifies whether to treat dormant packets routed to the mobile as activity for idle timeout purposes. The default is Enabled. Disabled means dormant packets routed to the mobile is not treated as activity for idle timeout purposes.

**Syntax** Enumerated Integer. Supports the following value(s):

- Disabled = 0
- Enabled = 1

**Length** 4

**Type** 26

**Vendor ID** 8164

**VSA Type** 66

## SN-Subscriber-IP-Hdr-Neg-Mode

This attribute specifies whether to wait (detect) for IP header compression to be requested by the mobile before responding, or not to wait (force). Force is the default.

**Syntax** Enumerated Integer. Supports the following value(s):

- Force = 0
- Detect = 1

**Length** 4

**Type** 26

**Vendor ID** 8164

**VSA Type** 67

## SN-Subscriber-IP-TOS-Copy

This attribute controls the copying of the IP TOS octet value from IPv4 datagrams to the IP header in tunnel encapsulation.

**Syntax** Enumerated Integer. Supports the following value(s):

- None = 0
- Access-Tunnel = 1
- Data-Tunnel = 2
- Both = 3

**Length** 4

**Type** 26

**Vendor ID** 8164

**VSA Type** 85

## SN-Subscriber-NextHop-Address

This attribute specifies the nexthop gateway address to be returned by AAA on a per subscriber basis.

**Syntax** IPv4 Address

**Length** 4

**Type** 26

**Vendor ID** 8164

**VSA Type** 127

## SN-Subscriber-No-Interims

This is a GGSN specific attribute. When set to 0 (disabled) interim accounting is generated. When set to 1 (enabled) interim accounting generation is disabled.

**Syntax** Enumerated Integer. Supports the following value(s):

- Disabled = 0

- Enabled = 1

**Length** 4

**Type** 26

**Vendor ID** 8164

**VSA Type** 133

## SN-Subscriber-Permission

This attribute indicates the services allowed to be delivered to the subscriber. The attribute value is a bit field, and many algorithms can be specified to indicate that one of these may be chosen by the user.

**Syntax** Enumerated Integer. Supports the following value(s):

- None = 0
- Simple-IP = 1
- Mobile-IP = 2
- Simple-IP-Mobile-IP = 3
- HA-Mobile-IP = 4
- Simple-IP-HA-Mobile-IP = 5
- Mobile-IP-HA-Mobile-IP = 6
- SIP-MIP-HA-MIP = 7
- GGSN-PDP-TYPE-IP = 0x08
- GGSN-PDP-TYPE-PPP = 0x10
- Network-Mobility = 0x20
- FA-HA-NEMO = 0x26
- Pmipv6-interception = 0x40
- HA-Mobile-Pmipv6 = 0x44
- FA-HA-Mobile-Pmipv6 = 0x46
- All = 0x7F

**Length** 4

**Type** 26

**Vendor ID** 8164

**VSA Type** 20

## SN-Subscriber-Template-Name

RADIUS returned subscriber template.

**Type** 26

**Syntax** String

**Length** 1-127

**Vendor ID** 8164

**VSA Type** 158

## SN-Subs-IMSA-Service-Name

IMS authorization service name.

**Type** 26

**Syntax** String

**Length** 1-128

**Vendor ID** 8164

**VSA Type** 159

## SN-Subs-VJ-Slotid-Cmp-Neg-Mode

Enable/Disable slot ID compression in either direction when using VJ compression.

**Type** 26

**Syntax** Enumerated Integer. Supports the following value(s):

- None = 0
- Receive = 1
- Transmit = 2
- Both = 3

**Length** 4

**Vendor ID** 8164

**VSA Type** 221

## SN-Terminating-IOI

This attribute holds the Inter Operator Identifier for the originating network in the home network of the terminating end user.

**Syntax** String

**Length** 1-253

**Type** 26

**Vendor ID** 8164

**VSA Type** 262



## SN-Tp-Dnlk-Burst-Size

This attribute specifies the Traffic Policing downlink burst size in bytes.

**Syntax** Unsigned Integer

**Length** 4

**Type** 26

**Vendor ID** 8164

**VSA Type** 76

## SN-Tp-Dnlk-Committed-Data-Rate

This attribute specifies the Traffic Policing downlink committed data rate in bps.

**Syntax** Unsigned Integer

**Length** 4

**Type** 26

**Vendor ID** 8164

**VSA Type** 74

## SN-Tp-Dnlk-Exceed-Action

This attribute specifies the action to take on Traffic Policing downlink packets that exceed the committed-data-rate but do not violate the peak-data-rate.

**Syntax** Enumerated Integer. Supports the following value(s):

- Transmit = 0
- Drop = 1
- Lower-IP-Precedence = 2
- Buffer = 3
- Transmit-On-Buffer-Full = 4

**Length** 4

**Type** 26

**Vendor ID** 8164

**VSA Type** 77

## SN-Tp-Dnlk-Peak-Data-Rate

This attribute specifies the Traffic Policing downlink peak data rate in bps.

**Syntax** Unsigned Integer

**Length** 4

**Type** 26

**Vendor ID** 8164

**VSA Type** 75

## SN-Tp-Dnlk-Violate-Action

This attribute specifies the action to take on Traffic Policing downlink packets that exceed both the committed-data-rate and the peak-data-rate.

**Syntax** Enumerated Integer. Supports the following value(s):

- Transmit = 0
- Drop = 1
- Lower-IP-Precedence = 2
- Buffer = 3
- Transmit-On-Buffer-Full = 4

**Length** 4

**Type** 26

**Vendor ID** 8164

**VSA Type** 78

## SN-TPO-Policy

This attribute contains the TPO policy name.

**Syntax** String

**Length** 1-63

**Type** 26

**Vendor ID** 8164

**VSA Type** 308

## SN-Tp-Uplk-Burst-Size

This attribute specifies the Traffic Policing uplink burst size in bytes.

**Syntax** Unsigned Integer

**Length** 4

**Type** 26

**Vendor ID** 8164

**VSA Type** 82

## SN-Tp-Uplk-Committed-Data-Rate

This attribute specifies the Traffic Policing uplink committed data rate in bps.

**Syntax** Unsigned Integer

**Length** 4

**Type** 26

**Vendor ID** 8164

**VSA Type** 80

## SN-Tp-Uplk-Exceed-Action

This attribute specifies the action to take on Traffic Policing uplink packets that exceed the committed-data-rate but do not violate the peak-data-rate.

**Syntax** Enumerated Integer. Supports the following value(s):

- Transmit = 0
- Drop = 1
- Lower-IP-Precedence = 2
- Buffer = 3
- Transmit-On-Buffer-Full = 4

**Length** 4

**Type** 26

**Vendor ID** 8164

**VSA Type** 83

## SN-Tp-Uplk-Peak-Data-Rate

This attribute specifies the Traffic Policing Uplink Peak Data Rate in bps.

**Syntax** Unsigned Integer

**Length** 4

**Type** 26

**Vendor ID** 8164

**VSA Type** 81

## SN-Tp-Uplk-Violate-Action

This attribute specifies the action to take on Traffic Policing uplink packets that exceed both the committed-data-rate and the peak-data-rate.

**Syntax** Enumerated Integer. Supports the following value(s):

- Transmit = 0
- Drop = 1
- Lower-IP-Precedence = 2
- Buffer = 3
- Transmit-On-Buffer-Full = 4

**Length** 4

**Type** 26

**Vendor ID** 8164

**VSA Type** 84

## SN-Traffic-Group

This attribute is used to assign a tag to an FA or a group of FAs, so that traffic policy can be enforced based on the tag value.

**Syntax** Unsigned Integer

**Length** 2

**Type** 26

**Vendor ID** 8164

**VSA Type** 161

## SN-TrafficSelector-Class

The ipsec traffic selector class.

**Syntax** Unsigned Integer

**Length** 4

**Type** 26

**Vendor ID** 8164

**VSA Type** 307

## SN-Transparent-Data

This attribute is used by RADIUS to provide Global Title information for the GGSN to use in CDRs and Quota Auth.

**Syntax** Opaque Value

**Length** 1-247

**Type** 26

**Vendor ID** 8164

VSA Type 247

## SN-Tun-Addr-Policy

Describes IP address validation policy for non L2TP tunneled calls.

**Syntax** Enumerated Integer. Supports the following value(s):

- no-local-alloc-validate = 0
- local-alloc = 1
- local-alloc-validate = 2

**Length** 4

**Type** 26

**Vendor ID** 8164

**VSA Type** 156

## SN-Tunnel-Gn

Used to enable/disable Gn interface from PDG/TTG to GGSN.

**Syntax** Enumerated Integer. Supports the following value(s):

- Disabled = 0
- Enabled = 1

**Length** 4

**Type** 26

**Vendor ID** 8164

**VSA Type** 174

## SN-Tunnel-ISAKMP-Crypto-Map

This attribute specifies the system-defined crypto map to use for the subscriber's Mobile-IP connection, when IPSec is used to protect the Mobile-IP connection. This attribute is salt-encrypted.

**Syntax** String

**Length** 1-128

**Type** 26

**Vendor ID** 8164

**VSA Type** 38

## SN-Tunnel-ISAKMP-Secret

This attribute specifies the secret to use for IKE.

**Syntax** String

**Length** 1-128

**Type** 26

**Vendor ID** 8164

**VSA Type** 39

## SN-Tunnel-Load-Balancing

This attribute specifies the load-balancing algorithm to use when tunneling is employed.

**Syntax** Enumerated Integer. Supports the following value(s):

- random = 1
- balanced = 2
- prioritized = 3

**Length** 4

**Type** 26

**Vendor ID** 8164

**VSA Type** 27

## SN-Tunnel-Password

This attribute contains a secret for tunneling usage. Currently this is only used for L2TP. It is recommended that you use the Tunnel-Password attribute if your RADIUS server supports salt-encryption of attributes.

**Syntax** Opaque Value

**Length** 1-240

**Type** 26

**Vendor ID** 8164

**VSA Type** 26

## SN-Unclassify-List-Name

Unclassify List Name.

**Syntax** String

**Length** 1-32

**Type** 26

**Vendor ID** 8164

**VSA Type** 132

## SN-User-Privilege

This attribute specifies the user privilege.

**Syntax** Enumerated Integer. Supports the following value(s):

- Administrative = 6
- NAS\_Prompt = 7
- Inspector = 19650516
- Security\_Admin = 19660618

**Length** 4

**Type** 26

**Vendor ID** 8164

**VSA Type** 313

## SN-Virtual-APN-Name

This attribute contains the virtual APN name.

**Syntax** Opaque Value

**Length** 1-64

**Type** 26

**Vendor ID** 8164

**VSA Type** 94

## SN-Visiting-Behavior

This attribute specifies the configuration for the behavior bits settings for a visiting subscriber in an APN.

**Syntax** Unsigned Integer

**Length** 4

**Type** 26

**Vendor ID** 8164

**VSA Type** 120

## SN-Visiting-Profile

This attribute specifies the configuration for the profile bits settings for a visiting subscriber in an APN.

**Syntax** Unsigned Integer

**Length** 4

**Type** 26

**Vendor ID** 8164

**VSA Type** 117

## SN-Visiting-Sub-Use-GGSN

This attribute configures GGSN to accept GGSN's charging characteristics for visiting subscribers defined for the APN.

**Syntax** Enumerated Integer. Supports the following value(s):

- Deny = 0
- Accept = 1

**Length** 4

**Type** 26

**Vendor ID** 8164

**VSA Type** 107

## SN-Voice-Push-List-Name

SN-Voice-Push-List-Name.

**Syntax** String

**Length** 1-32

**Type** 26

**Vendor ID** 8164

**VSA Type** 131

## SN-VPN-ID

This attribute contains the Destination VPN of the user, specified by a 32-bit identifier.

**Syntax** Unsigned Integer

**Length** 4

**Type** 26

**Vendor ID** 8164

**VSA Type** 1



## SN-VPN-Name

This attribute contains the name of the user's Destination VPN.

**Syntax** String

**Length** 1-253

**Type** 26

**Vendor ID** 8164

**VSA Type** 2

## SN-VRF-Name

This attribute specifies the IP VRF context to distinguish the RADIUS accounting feeds per enterprise.

**Syntax** String

**Length** 1-63

**Type** 26

**Vendor ID** 8164

**VSA Type** 242

## SN-WiMAX-Auth-Only

Specifies whether the call is established for Authentication Mode Only.

**Syntax** Enumerated Integer. Supports the following value(s):

- Disabled = 0
- Enabled = 1

**Length** 1

**Type** 26

**Vendor ID** 8164

**VSA Type** 306

## SN-WLAN-AP-Identifier

This attribute contains the access point identifier for WLAN UE. This attribute comprises LAC and CI digits separated by an underscore. This AP identifier may include Access point MAC address or MAC/SSID. This attribute is received in Acct-Start / Acct-Interim message from WLC.

**Syntax** Opaque Value

**Length** 1-48

**Type** 26

**Vendor ID** 8164

VSA Type 319

## SN-WLAN-UE-Identifier

This attribute contains the identifier for WLAN UE, i.e. device's MAC address in Calling-Station-Id attribute format according to RFC 3580 (MAC address in ASCII format (upper case only), with octet values separated by a "-"). Example: "00-10-A4-23-19-C0". This attribute is received in Acct-Start / Acct-Interim message from WLC.

**Syntax** Opaque Value

**Length** 1-17

**Type** 26

**Vendor ID** 8164

**VSA Type** 320

## SN-WSG-MIP-Release-TIA

WSG Mobile IP Release TIA

**Syntax** Enumerated Integer. Supports the following value(s):

- No = 0
- Yes = 1

**Length** 4

**Type** 26

**Vendor ID** 8164

**VSA Type** 317

## SN-WSG-MIP-Required

This attribute indicates whether or not the WSG Mobile IP is required.

**Syntax** Enumerated Integer. Supports the following value(s):

- No = 0
- Yes = 1

**Length** 4

**Type** 26

**Vendor ID** 8164

**VSA Type** 316

## SN-WSG-MIP-Simple-IP-Fallback

WSG Mobile IP Simple IP Fallback

**Syntax** Enumerated Integer. Supports the following value(s):

- No = 0
- Yes = 1

**Length** 4

**Type** 26

**Vendor ID** 8164

**VSA Type** 318

## Terminal-Capability

Opaque one byte value received from customer RADIUS server in Access Request. Used in custom dictionary.

**Syntax** Opaque Value

**Length** 1

**Type** 26

**Vendor ID** 5535

**VSA Type** 219

## Termination-Action

Indicates what action the NAS should take when the service is completed. AAAMgr passes this attribute to SessMgr only for ASN-GW calls. The combination of Session-Timeout and Termination-Action attributes received in Access-Accept or Access-Challenge determines how NAS should interpret it.

**Syntax** Enumerated Integer. Supports the following value(s):

- Default = 0
- RADIUS-Request = 1

**Length** 4

**Type** 29

**Vendor ID** N/A

**VSA Type** N/A

## Tunnel-Assignment-ID

This attribute indicates the tunnel to which the session is to be assigned.

**Syntax** Opaque Value

**Length** 1-252

**Type** 82

**Vendor ID** N/A

**VSA Type** N/A

## Tunnel-Client-Auth-ID

This attribute contains the name of the client for the purposes of tunnel authentication.

**Syntax** Opaque Value

**Length** 1-252

**Type** 90

**Vendor ID** N/A

**VSA Type** N/A

## Tunnel-Client-Endpoint

This attribute is an identifier of the Tunnel client. When Tunnel-Medium-Type = IPv4, then this attribute is in the form of an IP address string in "dotted-decimal" notation.

**Syntax** Opaque Value

**Length** 1-250

**Type** 66

**Vendor ID** N/A

**VSA Type** N/A

## Tunnel-Medium-Type

This attribute indicates the protocol medium over which the tunneling protocol runs. It is used to describe the format of the attributes Tunnel-Client-Endpoint and Tunnel-Server-Endpoint.

**Syntax** Enumerated Integer. Supports the following value(s):

- IPv4 = 1
- IPv6 = 2
- NSAP = 3
- HDLC = 4
- BBN-1822 = 5
- IEEE-802 = 6
- E-163 = 7
- E-164 = 8

- F-69 = 9
- X-121 = 10
- IPX = 11
- Appletalk = 12
- Decnet-IV = 13
- Banyan-Vines = 14
- E-164-NSAP-Subaddress = 15

**Length** 4

**Type** 65

**Vendor ID** N/A

**VSA Type** N/A

## Tunnel-Password

This attribute contains a shared secret for the Tunnel connection. It is salt-encrypted.

**Syntax** Opaque Value

**Length** 1-240

**Type** 69

**Vendor ID** N/A

**VSA Type** N/A

## Tunnel-Preference

This attribute indicates the priority given to the tunnel group. The tunnel group is defined as those tunnel attributes that have the same tag.

**Syntax** Unsigned Integer

**Length** 4

**Type** 83

**Vendor ID** N/A

**VSA Type** N/A

## Tunnel-Private-Group-ID

This attribute contains the context of the tunnel.

**Syntax** String

**Length** 1-252

**Type** 81

**Vendor ID** N/A

**VSA Type** N/A

## Tunnel-Server-Auth-ID

This attribute contains the name of the server for the purposes of tunnel authentication.

**Syntax** Opaque Value

**Length** 1-252

**Type** 91

**Vendor ID** N/A

**VSA Type** N/A

## Tunnel-Server-Endpoint

This attribute is an identifier of the Tunnel server. When Tunnel-Medium-Type = IPv4, then this attribute is in the form of an IP address string in "dotted-decimal" notation.

**Syntax** Opaque Value

**Length** 1-250

**Type** 67

**Vendor ID** N/A

**VSA Type** N/A

## Tunnel-Type

This attribute indicates the type of tunnel used by the subscriber.

**Syntax** Enumerated Integer. Supports the following value(s):

- PPTP = 1
- L2F = 2
- L2TP = 3
- ATMP = 4
- VTP = 5
- AH = 6
- IP-IP = 7
- MIN-IP-IP = 8
- ESP = 9
- GRE = 10
- DVS = 11

- MIP = 12
- VLAN = 13
- GN = 14
- UDP = 15

**Length** 4

**Type** 64

**Vendor ID** N/A

**VSA Type** N/A

## User-Name

This attribute indicates the name of the user to be authenticated. This field can contain a stand-alone user name, or a user name and domain name. The format of this field is variable and configurable on a per-context basis. Separation of user and domain names is delineated by a special character, which can be %, -, @, \, #, and /. The user name may appear before the domain name or after. If this attribute is included in the Access-Accept, then the value of that attribute will be the value of the User-Name attribute in subsequent Accounting-Request messages for that particular session.

**Syntax** Opaque Value

**Length** 1-253

**Type** 1

**Vendor ID** N/A

**VSA Type** N/A

## User-Password

This attribute contains the encrypted password of the user, when simple password authentication is being used.

**Syntax** Opaque Value

**Length** 16-128

**Type** 2

**Vendor ID** N/A

**VSA Type** N/A

## White-List

This attribute contains the list of IMSIs which are allowed to access through an HNB.

**Syntax** Opaque Value

**Length** 3-251

**Type** 26

**Vendor ID** 9

**VSA Type** 117

## WiMAX-Acct-Input-Packets-Giga

Number of packets incremented each time Acct-Input-Packets(47) overflows.

**Syntax** Unsigned Integer

**Length** 4

**Type** 26

**Vendor ID** 24757

**VSA Type** 48

## WiMAX-Acct-Output-Packets-Giga

Number of packets incremented each time Acct-Output-Packets(48) overflows.

**Syntax** Unsigned Integer

**Length** 4

**Type** 26

**Vendor ID** 24757

**VSA Type** 49

## WiMAX-Active-Time

The period of time the session was NOT in idle state.

**Syntax** Unsigned Integer

**Length** 4

**Type** 26

**Vendor ID** 24757

**VSA Type** 39

## WiMAX-Beginning-Of-Session

This attribute indicates whether the session is new or a continuation of previous flow.

**Syntax** Enumerated Integer. Supports the following value(s):

- False = 0
- True = 1

**Length** 4

**Type** 26



**Vendor ID** 24757

**VSA Type** 22

## WiMAX-BS-ID

Uniquely identifies an NAP and a base station within that NAP. The first three octets representing the NAP operator identifier, and the next three the Base Station ID.

**Syntax** Opaque Value

**Length** 6-12

**Type** 26

**Vendor ID** 24757

**VSA Type** 46

## WiMAX-Capability

This compound attribute identifies the supported WiMAX capabilities.

**Type** 26

**Vendor ID** 24757

**VSA Type** 1

**Syntax** Compound. Contains the following sub-attribute(s).

## WiMAX-Release

Specifies WiMAX release of the sender.

**Syntax** String

**Length** 4

**Type** 1

## Accounting-Capabilities

Describes accounting capabilities supported for the session.

**Syntax** Enumerated Integer. Supports the following value(s):

- None = 0x00
- IP-Session-Based = 0x01
- Flow-Based = 0x02
- IP-Session-And-Flow-Based = 0x03

**Length** 1

**Type** 2

## Hotlining-Capabilities

Supported hotline capabilities.

**Syntax** Enumerated Integer. Supports the following value(s):

- Not-Supported = 0x00
- Hotline-Profile-Id = 0x01
- NAS-Filter = 0x02
- HTTP-Redirection = 0x04
- Profile-Id-based-and-HTTP-Redirection-Rule-based = 0x05
- IP-Redirection = 0x08

**Length** 1

**Type** 3

## Idle-Mode-Notification-Capabilities

Describes idle mode notification capabilities.

**Syntax** Enumerated Integer. Supports the following value(s):

- Not-Supported = 0x00
- Supported = 0x01

**Length** 1

**Type** 4

## ROHC-Support

Describes ROHC capability support for the session

**Syntax** Enumerated Integer. Supports the following value(s):

- Not-Supported = 0x00
- Supported = 0x01

**Length** 1

**Type** 11

## WiMAX-Control-Octets-In

Octet counts for incoming Mobile IP, DHCP, ICMP messages for IPv4 and IPv6.

**Syntax** Unsigned Integer

**Length** 4

**Type** 26

**Vendor ID** 24757

**VSA Type** 32

## WiMAX-Control-Octets-Out

Octet counts for outgoing Mobile IP, DHCP, ICMP messages for IPv4 and IPv6.

**Syntax** Unsigned Integer

**Length** 4

**Type** 26

**Vendor ID** 24757

**VSA Type** 34

## WiMAX-Control-Packets-In

Packet counts for incoming Mobile IP, DHCP, ICMP messages for IPv4 and IPv6.

**Syntax** Unsigned Integer

**Length** 4

**Type** 26

**Vendor ID** 24757

**VSA Type** 31

## WiMAX-Control-Packets-Out

Packet counts for outgoing Mobile IP, DHCP, ICMP messages for IPv4 and IPv6.

**Syntax** Unsigned Integer

**Length** 4

**Type** 26

**Vendor ID** 24757

**VSA Type** 33

## WiMAX-Count-Type

Indicates if the record represents compressed counts over-the-air.

**Syntax** Unsigned Integer

**Length** 1

**Type** 26

**Vendor ID** 24757

**VSA Type** 59

## WiMAX-Device-Auth-Indicator

Indicates whether NAS performed device authentication successfully or not.

**Syntax** Unsigned Integer

**Length** 1

**Type** 26

**Vendor ID** 24757

**VSA Type** 2

## WiMAX-Flow-Description

Describes a flow classifier.

**Syntax** String

**Length** 1-240

**Type** 26

**Vendor ID** 24757

**VSA Type** 50

## WiMAX-Home-HNP-PMIP6

The IPv6 Home Network Prefix assigned by the AAA in HCSN to the MS for PMIP6 mobility session.

**Syntax** Opaque Value

**Length** 2-18

**Type** 26

**Vendor ID** 24757

**VSA Type** 133

## WiMAX-Home-IPv4-HoA-PMIP6

The IPv4 Home Address assigned by the CSN to the MS for PMIP6-IPv4 mobility session.

**Syntax** IPv4 Address

**Length** 4

**Type** 26

**Vendor ID** 24757

**VSA Type** 135

## WiMAX-Idle-Mode-Transition

A flag indicating whether the mobile node is in idle mode or not. When the mobile node enters or exits idle mode, an interim accounting message that includes WiMAX-Idle-Mode-Transition(26/44) attribute is generated instantly. The value of this attribute is 1 when mobile enters idle mode, and 0 when mobile exits idle mode. If accounting mode is flow based, then the asynchronous interim message is generated only for an ISF and not for all the flows in the session. Regular interim accounting if enabled, is not affected by idle mode entry. Also, the regular interim messages will not include WiMAX-Idle-Mode-Transition attribute.

**Syntax** Enumerated Integer. Supports the following value(s):

- Not-Idle = 0x00
- Idle = 0x01

**Length** 1

**Type** 26

**Vendor ID** 24757

**VSA Type** 44

## WiMAX-IP-Technology

Indicates the type of WiMAX session being used.

**Syntax** Enumerated Integer. Supports the following value(s):

- SIP = 1
- PMIP4 = 2
- CMIP4 = 3
- CMIP6 = 4
- Ethernet-CS = 5
- PMIP6 = 6

**Length** 4

**Type** 26

**Vendor ID** 24757

**VSA Type** 23

## WiMAX-NAP-ID

Uniquely identifies the Network Access Provider.

**Syntax** String

**Length** 3

**Type** 26

**Vendor ID** 24757

**VSA Type** 45

## WiMAX-NSP-ID

Uniquely identifies the Network Service Provider.

**Syntax** Opaque Value

**Length** 3

**Type** 26

**Vendor ID** 24757

**VSA Type** 57

## WiMAX-Packet-Flow-Descriptor

This compound attribute describes a packet flow. A packet flow may describe uni-directional flow and bi-directional flow. The packet flow descriptor may be pre-provisioned. A packet flow descriptor references one or two QoS specifications.

**Type** 26

**Vendor ID** 24757

**VSA Type** 28

**Syntax** Compound. Contains the following sub-attribute(s).

**Length** 4-1400

## PDF-ID

Used to match all records from the same Packet Data Flow.

**Syntax** Unsigned Integer

**Length** 2

**Type** 1

## SDF-ID

Used to match all PDFs from the same Service Data Flow.

**Syntax** Unsigned Integer

**Length** 2

**Type** 2

## Service-Profile-ID

Identifies a pre-configured Flow Descriptor at the NAS.

**Syntax** Unsigned Integer

**Length** 4

**Type** 3

## Direction

Direction of the PDF.

**Syntax** Enumerated Integer. Supports the following value(s):

- Uplink = 1
- Downlink = 2
- Bi-Directional = 3

**Length** 1

**Type** 4

## Activation-Trigger

Specifies the trigger to be used for the activation of Service Flow.

**Syntax** Enumerated Integer. Supports the following value(s):

- Provisioned = 0x01
- Admit = 0x02
- Provisioned-Admit = 0x03
- Activate = 0x04
- Provisioned-Activate = 0x05
- Admit-Activate = 0x06
- Provisioned-Admit-Activate = 0x07 Dynamic = 0x08 Dynamic-Admit = 0x0a Dynamic-Activate = 0x0c Dynamic-Admit-Activate = 0x0e

**Length** 1

**Type** 5

## Transport-Type

Type of transport (IP, Ethernet).

**Syntax** Enumerated Integer. Supports the following value(s):

- IPv4-CS = 1
- IPv6-CS = 2
- Ethernet = 3

**Length** 1

**Type** 6

## Uplink-QoS-ID

Identifier of the QoS Descriptor for Uplink or Bidirection.

**Syntax** Unsigned Integer

**Length** 1

**Type** 7

## Downlink-QoS-ID

Identifier of the QoS Descriptor for Downlink.

**Syntax** Unsigned Integer

**Length** 1

**Type** 8

## Uplink-Classifer

Classifier to match for traffic flowing in Uplink Direction.

**Syntax** String

**Length** 1-240

**Type** 9

## Downlink-Classifer

Classifier to match for traffic flowing in Downlink Direction.

**Syntax** String

**Length** 1-240

**Type** 10

## WiMAX-Packet-Flow-Descriptor-V2

Describes a Unidirectional or Bidirectional Packet Flow Descriptor Version 2. This attribute is also accepted in CoA request message to be used in a currently active subscriber session.

**Length** 4-1400

**Type** 26

**Vendor ID** 24757

**VSA Type** 84

**Syntax** Compound. Contains the following sub-attribute(s).

## PDF-ID

Used to match all records from the same Packet Data Flow.

**Syntax** Unsigned integer



**Length** 2

**Type** 1

## SDF-ID

Used to match all PDFs from the same Service Data Flow.

**Syntax** Unsigned integer

**Length** 2

**Type** 2

## Service-Profile-ID

Identifies a pre-configured Flow Descriptor at the NAS.

**Syntax** Unsigned integer

**Length** 4

**Type** 3

## Direction

Direction of the PDF.

**Syntax** Enumerated integer. Supported values are:

- Uplink = 1
- Downlink = 2
- Bi-Directional = 3

**Length** 1

**Type** 4

## Activation-Trigger

Specifies the trigger to be used for the activation of Service Flow.

**Syntax** Enumerated integer. Supported values are:

- Provisioned = 0x01
- Admit = 0x02
- Activate = 0x04
- Dynamic = 0x08

**Length** 1

**Type** 5

## Transport-Type

Type of transport (IP, Ethernet).

**Syntax** Enumerated integer. Supported values are:

- IPv4-CS = 1
- IPv6-CS = 2
- Ethernet = 3

**Length** 1

**Type** 6

## Uplink-QoS-ID

Identifier of the QoS Descriptor for Uplink or Bidirection.

**Syntax** Unsigned integer

**Length** 1

**Type** 7

## Downlink-QoS-ID

Identifier of the QoS Descriptor for Downlink.

**Syntax** Unsigned integer

**Length** 1

**Type** 8

## WiMAX-Packet-Flow-Classifer

Describes Packet Flow Classifiers.

**Type** 9

**Syntax** Contains the following sub-attributes:

### Classifier-ID

WiMAX Classifier ID.

**Syntax** Unsigned integer

**Length** 1

**Type** 1

### Priority

WiMAX Classifier Priority.

**Syntax** Unsigned integer

**Length** 1

**Type 2****Protocol**

WiMAX Classifier Protocol, i.e TCP/UDP.

**Syntax** In StarOS 10.0 and earlier: Enumerated integer. Supported values are:

- ICMP = 1
- TCP = 6
- UDP = 17

In StarOS 10.2 and later: Unsigned integer.

**Length 1****Type 3****Direction**

Direction of the PDF.

**Syntax** Enumerated integer. Supported values are:

- Uplink = 1
- Downlink = 2
- Bi-Directional = 3

**Length 1****Type 4****Source-Specification**

Identifies WiMAX classifier rule params for source specification.

**Length 1****Type 5**

**Syntax** Contains the following sub-attributes:

*IP-Address*

This attribute contains source/destination address.

**Syntax** IPv4 address

**Length 4****Type 1***IP-Address-Range*

WiMAX Packet Classifier IP Address Range.

**Syntax** Opaque value

**Length 1**

**Type 2***IP-Address-Mask*

WiMAX Packet Classifier IP Address Mask.

**Syntax** Opaque value

**Length** 5

**Type** 3

*Port*

WiMAX Packet Classifier Port.

**Syntax** Unsigned integer

**Length** 2

**Type** 4

*Port-Range*

WiMAX Packet Classifier Port Range.

**Syntax** Unsigned integer

**Length** 4

**Type** 5

*Inverted*

WiMAX Classifier Inverted.

**Syntax** Enumerated integer. Supported values are:

- FALSE = 0
- TRUE = 1

**Length** 1

**Type** 6

*Assigned*

WiMAX Classifier Assigned.

**Syntax** Enumerated integer. Supported values are:

- Src\_Assigned = 1
- Dest\_Assigned = 2
- Src\_Dest\_Assigned = 3

**Length** 1

**Type** 7

**Destination-Specification**

Identifies WiMAX classifier rule params for destination specification.

**Syntax** Contains the following sub-attribute(s):

**Type 6**

*IP-Address*

This attribute contains source/destination address.

**Syntax** IPv4 address

**Length 4**

**Type 1**

*IP-Address-Range*

WiMAX Packet Classifier IP Address Range.

**Syntax** Opaque value

**Length 8**

**Type 2**

*IP-Address-Mask*

WiMAX Packet Classifier IP Address Mask.

**Syntax** Opaque value

**Length 5**

**Type 3**

*Port*

WiMAX Packet Classifier Port.

**Syntax** Unsigned integer

**Length 2**

**Type 4**

*Port-Range*

WiMAX Packet Classifier Port Range.

**Syntax** Unsigned integer

**Length 4**

**Type 5**

*Inverted*

WiMAX Classifier Inverted.

**Syntax** Enumerated integer. Supported values are:

## Assigned

- FALSE = 0
- TRUE = 1

**Length** 1

**Type** 6

*Assigned*

WiMAX Classifier Assigned.

**Syntax** Enumerated integer. Supported values are:

- Src\_Assigned = 1
- Dest\_Assigned = 2
- Src\_Dest\_Assigned = 3

**Length** 1

**Type** 7

**IP-TOS-DSCP-Range-And-Mask**

WiMAX Classifier WiMAX-IP-TOS-DSCP-Range-And-Mask.

**Syntax** Opaque value

**Length** 1-3

**Type** 7

**Action**

WiMAX Classifier Action.

**Syntax** Enumerated integer. Supported values are:

- Reserved = 0
- Permit = 1
- Deny = 2

**Length** 1

**Type** 8

**Paging-Preference**

WiMAX Paging Preference.

**Syntax** Enumerated integer. Supported values are:

- FALSE = 0
- TRUE = 1

**Length** 1

Type 10

## WiMAX-PDF-ID

The value of this attribute matches all records from the same packet data flow. PDFID is assigned by the CSN and remains constant through all handover scenarios.

**Syntax** Unsigned Integer

**Length** 2

**Type** 26

**Vendor ID** 24757

**VSA Type** 26

## WiMAX-PPAC

The Prepaid-Accounting-Capability (PPAC) attribute is sent in the Access-Request message by a prepaid capable ASNGW, and is used to describe the prepaid capabilities of the ASNGW. The absence of this attribute indicates that the client is not capable of prepaid accounting and the session should not use prepaid accounting.

**Type** 26

**Vendor ID** 24757

**VSA Type** 35

**Syntax** Compound. Contains the following sub-attribute(s).

## Available-In-Client

The optional Available-In-Client subtype, generated by the PPC, indicates the metering capabilities of the NAS and is be bitmap encoded.

**Syntax** Enumerated Integer. Supports the following value(s):

- Supported\_None = 0
- Supported\_Volume = 1
- Supported\_Duration = 2
- Supported\_Volume\_And\_Duration = 3
- Supported\_Tariff\_Switch = 64
- Supported\_Volume\_And\_Duration\_And\_Tariff\_Switch = 67

**Length** 4

**Type** 1

## WiMAX-PPAQ

Prepaid Quota, used for charging, report usage, and request quota. This attribute specifies the characteristics for pre-paid accounting of the volume and/or duration of a packet data session. It should be present in all on-line RADIUS Access-Request and on-line RADIUS Access-Accept messages and may be included in other RADIUS Access-Accept messages. In Authorize-Only Access-Request messages, it is used for one-time charging, report usage and the request for further quota. In an Access-Accept message it is used in order to allocate the (initial and subsequent) quotas.

**Type** 26

**Vendor ID** 24757

**VSA Type** 37

**Syntax** Compound. Contains the following sub-attribute(s).

### Quota-Identifier

It is generated by the PPS together with the allocation of new quota.

**Syntax** Opaque Value

**Length** 1-4

**Type** 1

### Volume-Quota

Indicates the volume in octets excluding control data.

**Syntax** Opaque Value

**Length** 4-12

**Type** 2

### Volume-Threshold

Is generated by the PPS and indicates the volume (in octets) that be consumed before a new quota should be requested.

**Syntax** Opaque Value

**Length** 4-12

**Type** 3

### Duration-Quota

3GPP2 PrePaid Duration Quota. This is optionally present if duration-based charging is used. In RADIUS Access-Accept message, it indicates the duration (in seconds) allocated for the session by the PPS. In an on-line RADIUS Access-Accept message, it indicates the total duration (in seconds) since the start of the accounting session related to the QuotaID of the PPAQ in which it occurs.

**Syntax** Unsigned Integer

**Length** 4

**Type** 4



## Duration-Threshold

3GPP2 PrePaid Duration Quota Threshold. This is optionally present if Duration-Quota is present in a RADIUS Access-Accept message. It is generated by the PPS and indicates the duration (in seconds) that should be consumed before a new quota should be requested. This threshold should not be larger than the Duration-Quota.

**Syntax** Unsigned Integer

**Length** 4

**Type** 5

## Update-Reason

Reason for initiating online quota update operation. This should be present in the Authorize-Only RADIUS Access-Request message. It indicates the reason for initiating the on-line quota update operation. Update reasons 6, 7, 8, and 9 indicate that the associated resources are released at the client side, and that therefore the PPS should not allocate a new quota in the RADIUS Access-Accept message.

**Syntax** Enumerated Integer. Supports the following value(s):

- Pre-Initialization = 1
- Initial-Request = 2
- Threshold-Reached = 3
- Quota-Reached = 4
- TITSU-Approaching = 5
- Remote-Forced-Disconnect = 6
- Client-Service-Termination = 7
- Access-Service-Terminated = 8
- Service-Not-Established = 9
- One-Time-Charging = 10

**Length** 1

**Type** 8

## Pre-Paid-Server

PrePaid server IP address. This optional subtype indicates the address IPv4 of the serving PPS. If present, the Home RADIUS server uses this address to route the message to the serving PPS. The attribute may be sent by the Home RADIUS server. Multiple instances of this subtype may be present in a single PPAQ. If present in the incoming RADIUS Access-Accept message, the ASNGW should send this attribute back without modifying it in the subsequent RADIUS Access-Request message.

**Syntax** IPv4 Address

**Length** 4

**Type** 9

## Service-ID

This value is a string that uniquely describes the service instance to which prepaid metering should be applied.

**Syntax** Opaque Value

**Length** 1-246

**Type** 10

## Rating-Group-ID

Rating-Group-ID for which the WiMAX PPAQ is allocated or reported.

**Syntax** Unsigned Integer

**Length** 4

**Type** 11

## Termination-Action

Describes action to take when PPS does not grant additional quota.

**Syntax** Enumerated Integer. Supports the following value(s):

- Reserved = 0
- Terminate = 1
- Request-more-quota = 2
- Redirect/Filter = 3

**Length** 1

**Type** 12

## WiMAX-Prepaid-Indicator

Indicates that this session was associated with a prepaid user (online accounting).

**Syntax** Enumerated Integer. Supports the following value(s):

- Offline = 0
- Online = 1

**Length** 1

**Type** 26

**Vendor ID** 24757

**VSA Type** 25

## WiMAX-Prepaid-Tariff-Switch

Attribute to indicate Tariff-Switch-Interval / Time-Interval-After-Tariff-Switch-Update by the PPS and Volume-Used-After-Tariff-Switch by the PPC.

**Type** 26

**Vendor ID** 24757

**VSA Type** 38

**Syntax** Compound. Contains the following sub-attribute(s).

### Quota-Identifier

It is generated by the PPS together with the allocation of new quota.

**Syntax** Opaque Value

**Length** 1-4

**Type** 1

### Volume-Used-After-Tariff-Switch

Volume quota used after tariff switch happened.

**Syntax** Unsigned Integer

**Length** 4

**Type** 2

### Tariff-Switch-Interval

Tariff switch interval in seconds.

**Syntax** Unsigned Integer

**Length** 4

**Type** 3

### Time-Interval-After-Tariff-Switch-Update

Duration after TSI where an on-line RADIUS Access-Request is sent by PrePaid client to report VUATS before the next TS condition is triggered

**Syntax** Unsigned Integer

**Length** 4

**Type** 4

## WiMAX-QoS-Descriptor

This attribute describes over the air QoS parameter that are associated with a flow. The QoS-Descriptor is only valid for the actual RADIUS transaction.

**Type** 26

**Vendor ID** 24757

**VSA Type** 29

**Syntax** Compound. Contains the following sub-attribute(s).

**Length** 6-700

## QoS-ID

Unique ID for the QoS specification in the packet

**Syntax** Unsigned Integer

**Length** 1

**Type** 1

## Global-Service-Class-Name

Specifies global service class name as defined in IEEE802.16e.

**Syntax** String

**Length** 6

**Type** 2

## Service-Class-Name

Specifies service class name as defined in IEEE802.16e.

**Syntax** String

**Length** 2-127

**Type** 3

## Schedule-Type

Specifies the uplink granted scheduling type.

**Syntax** Enumerated Integer. Supports the following value(s):

- Best-Effort = 2
- nrtPS = 3
- rtPS = 4
- Extended-rtPS = 5
- UGS = 6

**Length** 1

**Type** 4

## Traffic-Priority

Specifies the priority assigned to a service flow.

**Syntax** Unsigned Integer

**Length** 1

**Type** 5

## Maximum-Sustained-Traffic-Rate

Specifies peak information rate of the service in bits/second.

**Syntax** Unsigned Integer

**Length** 4

**Type** 6

## Minimum-Reserved-Traffic-Rate

**Syntax** Unsigned Integer

**Length** 4

**Type** 7

## Maximum-Traffic-Burst

Specifies maximum burst size accommodated for the Service in bytes/second.

**Syntax** Unsigned Integer

**Length** 4

**Type** 8

## Tolerated-Jitter

Specifies maximum delay variation in milliseconds.

**Syntax** Unsigned Integer

**Length** 4

**Type** 9

## Maximum-Latency

Specifies maximum latency in milliseconds.

**Syntax** Unsigned Integer

**Length** 4

**Type** 10

## Reduced-Resources-Code

Indicates that requesting entity will accept reduced resources if requested resources are unavailable.

**Syntax** Unsigned Integer

**Length** 1

**Type** 11

## Media-Flow-Type

Specifies the application type, used as a hint in admission decisions.

**Syntax** Enumerated Integer. Supports the following value(s):

- VoIP = 1
- Robust-Browser = 2
- Secure-Browser/VPN = 3
- Streaming-Video-On-Demand = 4
- Streaming-Live-TV = 5
- Music-Photo-Download = 6
- Multi-Player-Gaming = 7
- Location-Based-Services = 8
- Text-Audio-Books-With-Graphics = 9
- Video-Conversation = 10
- Message = 11
- Control = 12
- Data = 13

**Length** 1

**Type** 12

## Unsolicited-Grant-Interval

Specifies nominal interval between successive data grant opportunities for the Service Flow, in milliseconds.

**Syntax** Unsigned Integer

**Length** 2

**Type** 13

## SDU-Size

Specifies the number of bytes in the fixed size SDU.

**Syntax** Unsigned Integer

**Length** 1

**Type** 14

## Unsolicited-Polling-Interval

Specifies maximal nominal interval between successive polling grant opportunities for the Service Flow.

**Syntax** Unsigned Integer

**Length** 2

**Type** 15

## Transmission-Policy

Include options for PDU formation, and for uplink service flows, restrictions on the types of bandwidth request options that may be use.

**Syntax** Unsigned Integer

**Length** 1

**Type** 17

## DSCP

DSCP

**Syntax** Enumerated Integer. Supports the following value(s):

- Best-Effort = 0
- CS1 = 8
- AF11 = 10
- AF12 = 12
- AF13 = 14
- CS2 = 16
- AF21 = 18
- AF22 = 20
- AF23 = 22
- CS3 = 24
- AF31 = 26
- AF32 = 28
- AF33 = 30
- CS4 = 32
- AF41 = 34
- AF42 = 36
- AF43 = 38
- CS5 = 40
- EF = 46
- CS6 = 48

- CS7 = 56

**Length** 4

**Type** 18

## WiMAX-SDF-ID

The value of this attribute matches all records from the same packet data flow. SDFID is assigned by the CSN and remains constant through all handover scenarios.

**Syntax** Unsigned Integer

**Length** 2

**Type** 26

**Vendor ID** 24757

**VSA Type** 27

## WiMAX-Session-Continue

The value of this attribute matches all records from the same packet data flow. SDFID is assigned by the CSN and remains constant through all handover scenarios.

**Syntax** Enumerated Integer. Supports the following value(s):

- False = 0
- True = 1

**Length** 4

**Type** 26

**Vendor ID** 24757

**VSA Type** 21

## WiMAX-Session-Term-Capability

WiMAX session term capability. This attribute is included in a RADIUS Access-Request message to the RADIUS server and indicates whether or not the NAS supports Dynamic Authorization.

**Syntax** Enumerated Integer. Supports the following value(s):

- Only\_Dynamic\_Auth\_Extn\_to\_Radius = 0x00000001
- Only\_Reg\_Revocation\_in\_MIP = 0x00000002
- Both\_Dynamic\_Auth\_And\_Reg\_Revocation\_in\_MIP = 0x00000003

**Length** 4

**Type** 26

**Vendor ID** 24757



VSA Type 36

## Win-Call-Id

Customer-specific attribute used in custom dictionary. Contains opaque 1 byte value received from customer RADIUS server in access request.

**Syntax** Unsigned Integer

**Length** 4

**Type** 26

**Vendor ID** 5535

VSA Type 205

## Win-Service-Name

Opaque value value received from customer RADIUS server in Access Request. Used in custom dictionary.

**Syntax** String

**Length** 0-256

**Type** 26

**Vendor ID** 5535

VSA Type 206

## WSType

Opaque one byte value received from customer RADIUS server in Access Request.

**Syntax** Unsigned Integer

**Length** 4

**Type** 26

**Vendor ID** 5535

VSA Type 197





## APPENDIX **A**

# AAA Engineering Rules

---

This section provides AAA engineering rules and guidelines that must be considered prior to configuring the system for AAA functionality.

- [AAA Interface Rules, on page 797](#)

## AAA Interface Rules

The following engineering rules apply to the AAA interface including RADIUS and Diameter:

- AAA interfaces are specified by assigning the IP address of a logical interface within a specific context as the RADIUS NAS IP Address (RFC-2865 and RFC-2866) within the same context. This is done using the **radius attribute nas-ip-address** command in the context configuration mode.
- AAA interfaces in support of data services can be configured within any context.

Typically it exists in the:

- Ingress context for PDSN and ASNGW services
- Egress context for GGSN services
- A AAA interface is selected in the following order:
  - NAI-based selection
  - Default AAA context
  - Last-resort AAA context
  - If all else fails defaults to the Ingress Context
- AAA servers can be configured with "primary" and "backup" servers for any context.
- Authentication and Accounting servers can be configured individually per context.
- Multiple AAA contexts can be configured to support different accounting and authentication servers based on the domain where that the subscriber belongs.
- AAA server group provides AAA functionality to the each subscriber separately with in the same context.
- AAA server group for AAA functionality can be configured with following limits:

- A total of 800 AAA server groups (including "default" server group) are available per context or system.
- A maximum number of authentication/accounting servers per AAA server group is 128.
- A maximum of 1600 servers can be configured in a context or a system, regardless of the number of server groups, with any combination for authentication and/or accounting.
- A maximum of 800 NAS-IP addresses/NAS identifier (1 primary and 1 secondary per server group) can be configured per context.
- The maximum attribute size in Diameter-EAP-Answer (DEA) message is 3400 bytes.



## APPENDIX **B**

# RADIUS Server State Behavior

---

This appendix provides an explanation of RADIUS server states and the commands that affect them. It also provides a list of triggers that change servers in a "Down" state to "Active".

- [Understanding RADIUS Server States and Commands, on page 799](#)

## Understanding RADIUS Server States and Commands

### Server States

The system defines three server states for connected RADIUS servers:

- **Active:** The server is believed to be operational.
- **Not Responding:** The server has failed to respond to a message from the system a configured number of times (retries).
- **Down:** The system is no longer sending requests to the server.

### RADIUS Server Commands

RADIUS server states are controlled by parameters set in the RADIUS Server Group Configuration Mode. The commands are:

- **detect-dead-server:** Configures how the system determines that a RADIUS server is not functioning. One or both of the following parameters should be set:
  - **consecutive-failures:** Configures the consecutive number of times the RADIUS server is unreachable by any single aaamgr on the system based on the **max-retries** command. If this command is enabled, each time the maximum number of retries is exceeded, this counter increments by one for the particular aaamgr and server. When any aaamgr exceeds this counter for a specific RADIUS server, the server's state is changed to "Down" and the deadtime timer is started. The default is enabled and 4.
  - **response-timeout:** Configures a specific delay, in seconds, in receiving a response from the RADIUS server before the server's state is changed to "Down" and the deadtime timer is started. The default is disabled.



---

**Note** If **response-timeout** is configured and **consecutive-failures** is not, the system will only wait for the specified period of time before changing the server's state to "Down", ignoring other settings such as **radius timeout**, and **max-retries**.

---

If **response-timeout** is configured and **consecutive-failures** is not, **consecutive-failures** is removed entirely from the system, including default configuration. If both parameters are configured, then both conditions must be met to change a RADIUS server's state to "Down".

- **deadtime**: Configure the maximum amount of time, in minutes, that must elapse after a context has exceeded one or both of the **detect-dead-server** parameters, depending on which parameter is configured. Once this timer has elapsed, the system reclassifies the RADIUS server as "Active" and subsequent requests to it can be made. If **radius deadtime** is not explicitly configured, the default value of 10 minutes is used.



---

**Note** Configuring deadtime as 0 disables the feature and the server is never marked as DOWN.

---

- **max-retries**: Configures maximum number of times the system attempts to retry communication with a RADIUS server. Once exceeded, the system changes the state of the server to "Not Responding", increments the **detect-dead-server consecutive-failures** counter (if configured), and attempts to communicate with another RADIUS server. The default value for this parameter is 5.
- **max-transmissions**: Configures the maximum number of times the system transmits authentication requests across all configured/enabled servers before it fails the authentication due to lack of response. The absolute maximum number of transmissions is equal to  $NS * (N + 1)$ , where NS is the number of configured authentication servers, and N is the setting for **radius max-retries**. The default for this command is disabled.
- **timeout**: Specifies how many seconds the system waits for a response from a RADIUS server before re-transmitting the request.

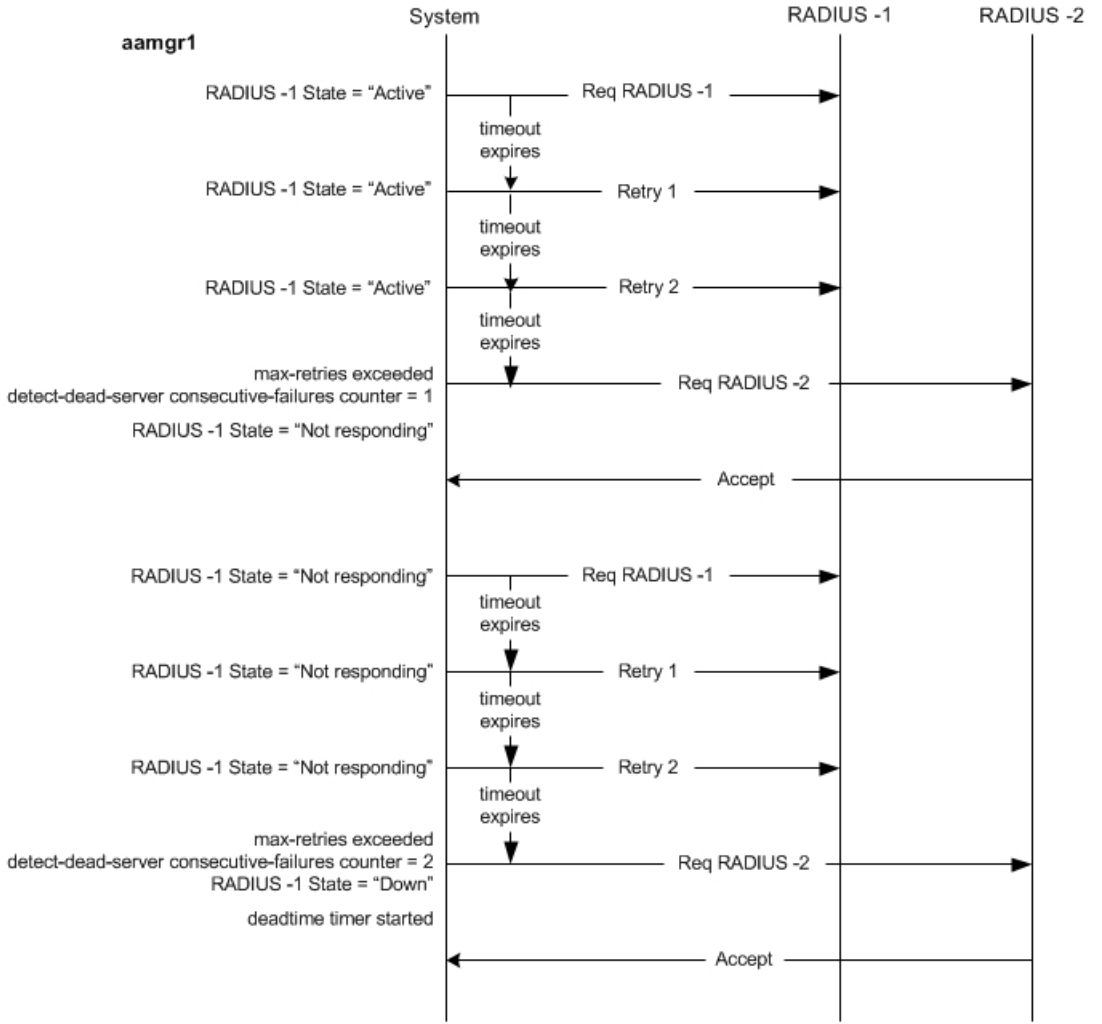
More information regarding each command can be found in the *Command Line Interface Reference*.

The following figure shows a simple flow of events and how the system reacts based on configured parameters.

Figure 4: Sample RADIUS Communication Flow

**Configuration**

radius timeout = 3 seconds  
 radius max-retries = 2  
 radius detect-dead-server consecutive failures = 2  
 deadtime = 10 minutes



335396

## Server State Triggers

A number of triggers, events, and conditions can occur that change the state of a RADIUS server from "Down" to "Active" as defined by the system. They are:

- When the timer, based on the RADIUS Server Group Configuration Mode command: **deadtime** has expired, the server's state on the system is returned to "Active".



---

**Note** This parameter should be set to allow enough time to solve the issue that originally caused the server's state to be changed to "Down". After the deadtime timer expires, the system returns the server's state to "Active" regardless of whether or not the issue has been fixed.

---

- When a RADIUS authentication server is configured, the server state is initialized as "Active".
- When a RADIUS accounting server is configured and after receiving response for Acct-On message, the server state is made "Active".
- When a RADIUS accounting server is configured and after the Acct-On message exceeds the max retries setting and times-out, the server state is made "Active".
- When a RADIUS accounting server is configured with Acct-On disabled, the server state is made "Active".
- When a response from a RADIUS server is received, the server state is made "Active".



---

**Note** These triggers, events and conditions are applicable for each individual AAAMgr instance and the state change will be propagated throughout the system. The state of the server could be set to "Down" even if a single AAAMgr instance is affected and satisfies the **detect-dead-server** parameter criteria. However, even if any one of the non-affected AAAMgr instances receives a response from the RADIUS server, the state of the server is changed back to "Active", so that the affected AAAMgr does not impact all the other working ones.

---

- When a RADIUS server responds to the Exec Mode command **radius test**, the server state is made "Active".
- When a RADIUS probe is enabled and the probe response is received, the server state is made "Active".
- When a RADIUS probe request times-out after max retries, the server state is made "Active".
- If only one RADIUS authentication server is "Active" and goes down, all RADIUS authentication servers are made "Active".
- If only one RADIUS accounting server is "Active" and goes down, all RADIUS accounting servers are made "Active".
- In releases prior to 18.0, whenever a chassis boots up or when a new RADIUS accounting server or RADIUS mediation-device accounting server is configured with Acct-On configuration enabled, the state of the RADIUS server in all the AAA manager instances is initialized to "Waiting-for-response-to-Accounting-On". The Acct-On transmission and retries are processed by the Admin-AAAMgr.

When the Acct-On transaction is complete (i.e., when a response for Acct-On message is received or when Acct-On message is retried and timed-out), Admin-AAAMgr changes the state of the RADIUS accounting server to Active in all the AAA manager instances. During the period when the state of the server is in "Waiting-for-response-to-Accounting-On", any new RADIUS accounting messages which are generated as part of a new call will not be transmitted towards the RADIUS accounting server but it



will be queued. Only when the state changes to Active, these queued up messages will be transmitted to the server.

During ICSR, if the interface of the radius nas-ip address is srp-activated, then in the standby chassis, the sockets for the nas-ip will not be created. The current behavior is that if the interface is srp-activated Accounting-On transaction will not happen at ICSR standby node and the state of the RADIUS server in all the AAAmgr instances will be shown as "Waiting-for-response-to-Accounting-On" till the standby node becomes Active.

In 18.0 and later releases, whenever the chassis boots up or when a new RADIUS accounting server or RADIUS mediation-device accounting server is configured with Acct-On configuration enabled, the state of the RADIUS server will be set to Active for all the non-Admin-AAAmgr instances and will be set to "Waiting-for-response-to-Accounting-On" for only Admin-AAAmgr instance. The Accounting-On transaction logic still holds good from Admin-AAAmgr perspective. However, when any new RADIUS accounting messages are generated even before the state changes to Active in Admin-AAAmgr, these newly generated RADIUS accounting messages will not be queued at the server level and will be transmitted to the RADIUS server immediately.

During ICSR, even if the interface of radius nas-ip address is srp-activated, the state of the RADIUS accounting server will be set to Active in all non-Admin-AAAmgr instances and will be set to "Waiting-for-response-to-Accounting-On" in Admin-AAAmgr instance.



---

**Note** The system uses the above triggers to mark RADIUS servers as "Active", however, this does not necessarily mean that the actual server is functional. When the system changes a server state, a trap is automatically sent to the management station. Action should be taken to identify the cause of the failure.

---

