



Read Me for Cisco Unified IM and Presence, Release 12.5(1) SU4

Date Created: February 22nd, 2021

Last Modified: February 22nd, 2021

Americas Headquarters

Cisco Systems, Inc.

170 West Tasman Drive

San Jose, CA 95134-1706


USA

<http://www.cisco.com>

Tel: 408 526-4000

800 553-NETS (6387)


Fax: 408 527-0883



CONTENTS

Contents

Introduction.....	1
Hardware Server Requirements	1
Server software requirements.....	2
Supported browsers.....	2
Upgrading to IM and Presence 12.5(1) SU4	3
New System Installation Information.....	3
System Upgrade	4
Supported Upgrade Paths to IM and Presence Service Release 12.5(1) SU4	4
Upgrades from Cisco Unified Presence 8.5(4).....	5
Upgrade from Cisco.com	5
Upgrade Order.....	6
Software Licensing Requirements for VMware	6
New and Changed Information	7
Caveats.....	8
Using Bug Toolkit.....	8
Resolved Caveats	9
Open Caveats	11



CHAPTER

1

Introduction

This readme file describes new features, requirements, restrictions, and caveats for IM and Presence Service.

The IM and Presence Service collects information about user availability, such as whether users are using communications devices (for example, a phone) at a particular time. IM and Presence Service can also collect information about individual user communication capabilities, such as whether web collaboration or video conferencing is enabled. Applications such as Cisco Jabber and Unified Communications Manager use this information to improve productivity amongst employees, that is, to help employees connect with colleagues more efficiently and determine the most effective way for collaborative communication.

**Note**

In the past, export licenses, government regulations, and import restrictions have limited Cisco System's ability to supply IM and Presence Service worldwide. Cisco has obtained an unrestricted US export classification to address this issue.

Due to the limitations and restrictions mentioned above, once an unrestricted release is installed, you can no longer upgrade to a restricted version. This includes a fresh installation of a restricted release on a system that contains an unrestricted version.

- [Hardware Server Requirements](#)
- [Server software requirements](#)
- [Supported browsers](#)

Hardware Server Requirements

The following sections describe the system requirements for this release of IM and Presence Service.

In Release 10.0(1) and later, Cisco supports only virtualized deployments of IM and Presence Service on Cisco Unified Computing System servers, or on a Cisco-approved third-party server configuration. In Release 10.0(1) and later, Cisco does not support deployments of IM and Presence Service on Cisco Media Convergence Server servers.

For more information about the deployment of IM and Presence Service in a virtualized environment, see http://docwiki.cisco.com/wiki/Unified_Communications_in_a_Virtualized_Environment.

The following table shows the VMware that IM and Presence Service supports for Release 10.x and later.

VMWare Servers	Size (Expected deployment size as defined by the Hardware Product team. For capacity details, see hardware specifications.)
UCS B440 M2 TRC#1	XXL
UCS C260 M2 TRC#1	XL
UCS B230 M2 TRC#1	XL
UCS C240 M3S (SFF) TRC#1	L
UCS B200 M3 TRC#1	L
UCS C220 M3S (SFF) TRC#1	M
UCS C220 M3S (SFF) TRC#3	S+
UCS C220 M3S (SFF) TRC#2	S
VMware on IBM/HP server	As specified for VMware support for Cisco Unified Communications

For information about which servers are compatible with this release of IM and Presence Service, see the related compatibility matrix.

- *Hardware and Software Compatibility Information for IM and Presence*
http://www.cisco.com/en/US/products/sw/voicesw/ps556/products_device_support_tables_list.html



Note Additional server requirements, such as port and IP address requirements, are described in the *Cisco Unified Communications Manager TCP and UDP Port Usage Guide* here:

https://www.cisco.com/c/en/us/td/docs/voice_ip_comm/cucm/admin/11_5_1/sysConfig/11_5_1_SU1/cucm_b_system-configuration-guide-1151su1/cucm_b_system-configuration-guide-1151su1_chapter_01010101.pdf

Uninterruptible Power Source

Ensure that you connect each node to an uninterruptible power supply (UPS) to provide backup power and protect your system. Failure to do so may result in damage to physical media and require a new installation.

If you want the node to automatically monitor UPS signaling and automatically initiate a graceful shutdown upon power loss, you should use specific UPS and server models. For more information on supported models and configurations, refer to the Release Notes for your product release.


Server software requirements

Unified Communications IM and Presence Service run on the Cisco Linux-based operating system. This operating system is included with the purchase of either application.

Supported browsers

Use the following internet browsers to access the IM and Presence Service interface:

- Internet Explorer version 10 or later
- Firefox 38 or later
- Chrome 43 or later
- Safari 8 or later.



CHAPTER

2

Upgrading to IM and Presence 12.5(1) SU4

- [New System Installation Information](#)
- [System Upgrade](#)
- [Upgrade Order](#)
- [Software Licensing Requirements for Vmware](#)
- [Upgrade from Cisco Unified Presence Release 8.5\(4\)](#)

New System Installation Information

For new installations, you must order the IM and Presence Service system software and adhere to licensing requirements. To order the software, go to <http://www.cisco.com/en/US/ordering/index.shtml> or contact your Cisco sales representative.

Each IM and Presence Service shipment comes with an installation DVD, which is required for all new installations of IM and Presence Service. The IM and Presence Service operating system and application software is installed from the installation DVD. For example, for new installations of IM and Presence Service software, use the DVD that indicates this release of IM and Presence Service.

Related Topic

[Software Licensing Requirements for Vmware, page 5](#)

System Upgrade

Supported Upgrade Paths to IM and Presence Service Release 12.5(1) SU4

The following table lists the range of upgrade paths that are supported for the IM and Presence Services. For more detailed information about supported upgrade paths, see the [Cisco Unified Communications Manager Software Compatibility Matrix](#).

Table 3: IM and Presence Service upgrade paths

From Cisco Unified Presence Release	To IM and Presence Release	Upgrade Type
8.5(4)	12.x	Refresh upgrade, COP Files required: <ul style="list-style-type: none"> cisco.com.cup.refresh_upgrade_v<version> ciscocm.version3-keys.cop.sgn
8.6(3) to 9.x	12.x	Refresh upgrade, COP File required: <ul style="list-style-type: none"> ciscocm.version3-keys.cop.sgn
10.x to 12.x	12.y	Standard upgrade

Perform these steps to proceed with the upgrade:

- Go to <http://www.cisco.com/cisco/software/navigator.html>.
- Navigate to Products > Unified Communications > View All Products > Presence Software > Cisco Unified Communications Manager IM & Presence Service > Unified Communications Manager IM and Presence Service Version 12.5 > Unified Presence Server (CUP) Updates > 12.5 > 12.5(1) SU4
- Download the complete ISO file:

UCSInstall_CUP_12.5.1.14900-4.sgn.iso
SHA512 hash:

```
34a4a47527ae8aa1b97a16446a2f7e70f0d08c71ab69d28abdbff8b6263721fd
28825d4654e8afefae57b393c9cd040d1d4c2925d282bd1faa634de88ccdb673
```

NOTE#1 IM&P 12.5(1) SU4 should be deployed only with CUCM (CallManager) 12.5(1) SU4.

NOTE#2 You must also install the ciscocm.version3-keys.cop.sgn cop file before you upgrade to IM and Presence Service Release 11.0(1), or later, from any release earlier than 10.0(1). This COP file is necessary for all upgrades from pre-10.0(1) to 11.0(1) and later. For further information, see the Preupgrade COP File section of the Release Notes for Cisco Unified Communications Manager and IM and Presence Service for the Release to which you are upgrading.

For *UNRESTRICTED* upgrades from Cisco Unified Presence 10.0(1) *UNRESTRICTED*:

To upgrade from 10.0(1) UNRESTRICTED release to 12.5(1) SU4 UNRESTRICTED release, this patch (a COP file) must be applied prior to initiating the upgrade:

```
ciscocm.cup.unrst_upgrade_10_0_1_v<latest_version>.cop.sgn
```

To download the patch navigate to Products > Unified Communications > View All Products > Presence Software > Cisco Unified Communications Manager IM & Presence Service > Download Software > Cisco Unified Communications Manager IM and Presence Service Version 11.5 > Unified Presence Server (CUP) Updates > UTILS > UTILS

10.0(1) version which already contains all the changes delivered by this patch will not require this patch. The COP installation will provide changes required for the upgrade from 10.0(1) unrestricted version.

You have to install this file on all CUP nodes in the cluster from the "Install/Upgrade" option under "Cisco Unified Operating System Administration." or from CLI. Once patch is successfully installed, you can start the upgrade. If the system is other than 10.0(1) version, the cop install will fail with an indication that the current version is not a 10.0(1) version. No reboot or restart of the system or restart of any services is required after the cop file installation.

Upgrades from Cisco Unified Presence 8.5(4)

You must install a COP file on all nodes before you begin the upgrade process. You can download the COP file from Cisco.com. The name of the COP file is:

```
cisco.com.cup.refresh_upgrade_v<latest_version>.cop.sgn
```

To download the patch navigate to Products > Unified Communications > View All Products > Presence Software > Cisco Unified Communications Manager IM & Presence Service > Download Software > Cisco Unified Communications Manager IM and Presence Service Version 11.0 > Unified Presence Server (CUP) Updates > UTILS > UTILS

The COP file delivers functionality to allow the upgrade path to be supported and provides various enhancements to the user experience.

If you upgrade from Cisco Unified Presence Release 8.0(x) or Release 8.5 to the current release, note the following:

- If you have intercluster peers to Cisco Unified Presence Release 8.0(x) or Release 8.5 clusters, you will not have intercluster availability until you upgrade all of these clusters to Release 8.6 or to Release 9.x and later. After the upgrade is complete, the previously configured peers will start working and intercluster availability will be restored.
- If you upgrade a Cisco Unified Presence Release 8.5 cluster that has High Availability (HA) enabled to Release 9.x or later, Cisco recommends that you disable HA on each presence redundancy group before you begin the upgrade. You can reenable HA on each cluster after the switch version is complete, database replication is complete, and all services are back up and running.
- During a software upgrade, the Cisco Replication Watcher service delays feature service startup on the publisher node for up to 20 minutes and on subscriber nodes indefinitely until replication is established.
- In IM and Presence Release 10.0(1) and later, the Cisco Replication Watcher service has been renamed to the Cisco IM and Presence Data Monitor service.

Upgrade from Cisco.com

Cisco does not support downloading major IM and Presence Service software releases from Cisco.com, for example, IM and Presence Service Release 11.5(1). You can download upgrade-only software images from Cisco.com that are used to upgrade from a previous major software release to a subsequent software maintenance release or point release of IM and Presence Service. For example, you can download Cisco Unified Presence Release 8.0(2) or Cisco Unified Presence Release 8.6(1) from Cisco.com.

To download this software, go to <http://www.cisco.com/c/en/us/support/unified-communications/unified-presence/tsd-products-support-series-home.html>. You must have an account on Cisco.com to access the Software Center. The images posted at the Software Center require existing installations of IM and Presence Service.

Upgrade Order

You must follow a very specific order when upgrading Unified Communications Manager and IM and Presence Service. The order is dependent upon the release from which you are upgrading. The pre-upgrade release determines the type of upgrade you must perform. There are two types of upgrades:

- Standard Upgrade
- Refresh Upgrade

For more information about these types of upgrades and the upgrade order that must be followed for each type, see the latest version of the *Upgrade Guide for Cisco Unified Communications Manager*, here: http://www.cisco.com/en/US/products/sw/voicesw/ps556/prod_installation_guides_list.html.

Software Licensing Requirements for Vmware

You can run this release of IM and Presence Service on a VMware virtual machine deployed on approved Cisco Unified Computing server hardware. For information about supported servers, see *Hardware and Software Compatibility Information for IM and Presence Service on Cisco Unified Communications Manager*. For information about the VMware licensing requirements, see the License Activation for Cisco UC on UCS Doc wiki here: http://docwiki.cisco.com/wiki/License_Activation_for_Cisco_UC_on_UCS.



CHAPTER 3

New and Changed Information

For updated feature documentation for this release, including a summary of new and changed features, as well as updated configuration documentation, refer to the Release Notes for Cisco Unified Communications Manager and IM and Presence Service, Release 12.5(1) SU4 at:

<https://www.cisco.com/c/en/us/support/unified-communications/unified-presence/products-release-notes-list.html>



CHAPTER 4

Caveats

- [Using Bug Toolkit](#)
- [Resolved Caveats](#)
- [Open Caveats](#)

Using Bug Toolkit

The system grades known problems (bugs) according to severity level. These release notes contain descriptions of the following bug levels:

- All severity level 1 or 2 bugs
- Significant severity level 3 bugs

You can search for problems by using the Cisco Software Bug Toolkit.

To access Bug Toolkit, you need the following items:

- Internet connection
- Web browser
- Cisco.com user ID and password

To use the Software Bug Toolkit, follow these steps:

- Access the Bug Toolkit: <https://tools.cisco.com/bugsearch/>
- Log in with your Cisco.com user ID and password.
- If you are looking for information about a specific problem, enter the bug ID number in the “Search for Bug ID” field, and click Go.

Resolved Caveats

The following list contains defects fixed in IM&P 12.5(1) SU4 release. Defects are sorted by component name, then by severity.

Identifier	Severity	Component	Headline
CSCvw89377	3	axl	IM&P Centralized Deployment Unauthorized
CSCvv61028	3	cupxcpconfig	APNS Access token retrieval fails due to SELinux denials for port 3129
CSCvu48993	3	cupxcpconfig	XCP router service not getting started after hostname change
CSCvu88921	3	cupxcpconfig	IM&P- APNS- Push chat will not work for the Jabber iPhone users
CSCvv14088	2	database	DBMON service eventually hangs if IM&P Node is rebooted when CUCM Publisher is not available
CSCvv15674	3	database	SPLTrace.log file grows continuously since it has no log rotation
CSCvv17978	3	database	IM&P 12.5+ Repltimeout still counts down even after all IM&P nodes are defined
CSCvv66453	3	epe	"In a meeting" status not working with OAuth authentication
CSCvv35337	3	epe	TTLOGIN_PUSHENABLEDSESSIONS_TABLE cores
CSCvv50325	3	epe	SIPD support 3DES ciphers which is vulnerable to CVE-2016-2183
CSCvv04736	4	epe	Flood of PUBLISH from CUCM leads to PE memory peak and crash
CSCvv20974	2	gui	Cisco Unified Communications Manager IM & Presence Service SQL Injection Vulnerability
CSCvv20985	2	gui	Cisco Unified Communications Manager IM & Presence Service Path Traversal Vulnerability
CSCvw40031	3	gui	Buttons not working on Intradomain Federation Domains page on IM&P Admin UI
CSCvv62395	3	gui	Save and Synchronize operation misbehaviour for Centralized deployment
CSCvv58874	3	gui	Find and List Chat room GUI shows columns messed up(shifted randomly)
CSCvx16882	4	gui	IMP system dashboard does not display O365 calendaring gateway status
CSCvv53940	3	intercluster	IMP Publisher ICSA spikes CPU every 15 minutes while syncing certificates with CUCM Cluster
CSCvv03635	3	intercluster	Periodic ICSA sync with Peers leads to CPU spikes due to unnecessary Certificate Syncing
CSCvx26216	3	selinux	IM&P-11.5.1 SU8- High CPU alert triggered due to selinux denials
CSCvv35984	3	sync-agent	IllegalArgumentException Can not find a java.io.InputStream when downloading contact list
CSCvv12516	6	xcp-jsm	F13814 Solution for Expressway-E advertising FCM based on IM&P domain features push:2, push:3
CSCvv80960	3	xcp-router	XCP Router service runs out of memory and crashes due to memory leak related to PUSH enable stanzas
CSCvu93605	3	xcp-router	Jabberd cored in CLI Failover Scenario on 12.5 SU3
CSCvv33521	3	xcp-router	Jabberd cores when 3rd-party compliance enabled and compliance profile includes e_PRISESSION event

Identifier	Severity	Component	Headline
CSCvw04958	3	xcp-router	XCP router Jabberd core'd whole rebooting IMP server
CSCvx06274	3	xcp-router	XCP Router service stops abruptly due to XMPP stanza being bounced in a loop b/w PE and XCP Router
CSCvv58062	3	xcp-router	Temp presence updates overloading XDB queue causing PAUSE socket command to be sent to CM service
CSCvv37003	3	xcp-router	XCP Router service stops abruptly during manual fallback
CSCvv41750	3	xcp-router	XCP-router core on deadlock.
CSCvv25504	4	xcp-sipgw	SIP Federation CM service stops abruptly due to invalid presence subscribe packet
CSCvw77547	3	xcp-textconf	Not able to send messages to pchat room after failover due to wrong msg_id
CSCvv75814	2	xcpauth	Cisco Unified Communications Manager IM and Presence Denial of Service Vulnerability

You can find the latest resolved caveat information for IM and Presence Service by using Bug Toolkit, an online tool available for customers to query defects according to their own needs.



Tip

You need an account with Cisco.com (Cisco Connection Online) to use the Bug Toolkit to find open and resolved caveats of any severity for any release. To access the Bug Toolkit, log on to: <https://tools.cisco.com/bugsearch>

Open Caveats

The following sections describe possible unexpected behaviors in IM and Presence Service Release 12.5(1) SU4.

The caveats in the table which follows describe possible unexpected behavior in the latest IM and Presence Service release. These caveats may also be open in previous releases.

Identifier	Severity	Component	Headline
CSCvx17404	3	bat	BAT UI not showing Transaction type in drop down while trying to upload file
CSCvv44975	4	bat	Bulk Administration File upload Page giving 404 error for Standard CCM Read Only group
CSCvw65859	3	cert-mgmt	Tomcat RSA/ECDSA Keystore's doesn't update in all nodes when we replace existing CA cert in chain.
CSCvv20152	4	config-agent	Inactive core seen on IMnP node core.7446.11.EspConfigAgent.1594806539
CSCvx39853	3	database-imdb	Setting hostname/ipadd has cluster auth ad DB rep broken for IM&P Publisher due to incorrect domain
CSCvw14156	4	epe	PE core during shutdown due to race condition with Router
CSCvh70774	4	epe	Race condition with Jabber and CUCM DND states
CSCvw09332	4	gui	Unable to generate multi-SAN certificate for CUP-XMPP
CSCuy80754	4	xcp-jsm	Jabberd and auth core if A Cisco DB is stopped
CSCvu20727	4	xcp-ma	MA core in shutdown state
CSCvx03117	3	xcp-router	Router restart requested after adding sip federated domain
CSCvp19562	3	xcp-router	Temp presence doesn't work after jabber client re-connect to IM&P
CSCvm40610	4	xcp-router	PushEnabledSessionsApns counter displays wrong value
CSCvj46392	4	xcp-sipgw	Cisco XCP SIP Federation Connection Manager service core on shutdown
CSCvb18066	4	xcp-textconf	Check creation of indexes and stored procedures on External DB